

HURON SCHOOL DISTRICT NO. 2-2

REGULAR BOARD MEETING

JANUARY 10, 2022

FISCAL REPORTS

GARRET BISCHOFF, PRESIDENT

SHELLY SIEMONSMA, VICE PRESIDENT

TIM VAN BERKUM, MEMBER

CRAIG LEE, MEMBER

KRISTI GLANZER, MEMBER

KRAIG STEINHOFF, SUPERINTENDENT

KELLY CHRISTOPHERSON, BUSINESS MANAGER

TABLE OF CONTENTS

| | <u>PAGES</u> |
|---|----------------|
| BUSINESS OFFICE REPORT | |
| BOARD OF EDUCATION MINUTES | 1 – 9 |
| LIST OF BILLS FOR CONSIDERATION & APPROVAL | ATTACHMENT “A” |
| BUSINESS OFFICE (IMPREST) ACCOUNT - SUMMARY CHECK REGISTER | ATTACHMENT “B” |
| CUSTODIAL ACCOUNTS - SUMMARY CHECK REGISTER | ATTACHMENT “C” |
| FINANCIAL REPORTS | ATTACHMENT “D” |
| • DISTRICT INSURANCE & FLEX ACCOUNT | |
| • HURON SCHOOL DISTRICT CUSTODIAL ACCOUNTS | |
| • BALANCE SHEET | |
| • REVENUE REPORT | |
| • CONTROL EXPENDITURE REPORT | |
| • EXPENDITURE REPORT | |

Business Office Report – January, 2022

1. General Fund Report – 50% of 2021-2022 complete

Revenue

To date the district has collected \$9,746,000 or 44% of budgeted revenue as compared to \$11,484,000 or 51% for the same period last year.

Expenditures

To date the district has expended \$9,479,000 or 42% of budgeted expenditures as compared to \$9,054,000 or 40% for the same period last year.

2. CTE Construction Update

Much of the framework has been constructed and work continues on the rest of the building. Work is being done on the 2-hour firewall that will separate the existing CTE building from the new addition. We are still aiming for an April 2022 completion date.

3. ESSER III – American Rescue Plan

The State of SD Department of Education has issued a Prior Approval letter for our proposed use of the ESSER III grant funds. This is a review of our proposed usage of the grant funds. We proposed HS Interventionists to monitor student progress; a MS Counselor/Social Worker and administrative assistant to focus on mental health and social well-being; a MS Project Lead the Way teacher and supplies to engage students in problem solving, critical and creative thinking, communication, collaboration, and ethical reasoning and mindset; Chromebooks and promethean boards for educational technology; keyboarding curriculum; Waterford Early Learning for Kindergarten skills; IXL comprehensive online curriculum; SIOP training for all certified staff to assist instruction of core content areas to ESL students; 2 yellow school buses for expanded routes; 2 activity buses to replace aging coach buses; a delivery van for freight and mail; bus cameras for safety; Huron Arena air conditioning for air quality; Tiger Activity Center air conditioning for air quality; temperature control systems in the elementary buildings for air quality; a rooftop unit for the remodeled orchestra room for air quality; and 4 additional tennis courts for social distancing to accommodate our growing number of participants.

SPECIAL MEETING
HURON BOARD OF EDUCATION
BUCHANAN K-1 CENTER
JOINT MEETING WITH AREA LEGISLATORS
DECEMBER 13, 2021 – 11:30 A.M.

Roll Call: Garret Bischoff, President; and members, Shelly Siemonsma, Craig Lee, Tim Van Berkum, and Kristi Glanzer. Superintendent Kraig Steinhoff and Kelly Christopherson, Business Manager.

Bischoff called the meeting to order at 11:30 a.m.

Bischoff led the Pledge of Allegiance.

Motion by Siemonsma, second by Lee, and unanimously carried to adopt the agenda.

Community Input for Items not on the Agenda

None.

Meeting with Area Legislators – Representative Roger Chase, Representative Lynn Schneider, and Senator David Wheeler discussed education issues for the upcoming legislative session with the Board and Administrators. Some issues discussed were funding general and special education, capital outlay funding, ESL, special education issues, State revenue, enrollment, alternative education, staffing, and the upcoming 2022 Legislative Session.

Siemonsma departed the meeting at 12:45 p.m.

Glanzer departed the meeting at 1:05 p.m.

Motion by Lee, second by Van Berkum, and unanimously approved to adjourn at 1:12 p.m.

Garret Bischoff, President

Kelly Christopherson, Business Manager

REGULAR MEETING
HURON BOARD OF EDUCATION
HURON HIGH SCHOOL AUDITORIUM
DECEMBER 14, 2021 - 5:30 p.m.

Roll Call: Garret Bischoff, President, and members: Shelly Siemonsma by phone, Tim Van Berkum, Craig Lee, and Kristi Glanzer. Superintendent Kraig Steinhoff and Kelly Christopherson, Business Manager.

Bischoff called the meeting to order at 5:30 p.m.

Bischoff led the Pledge of Allegiance.

Motion by Van Berkum, second by Lee, and unanimously carried to adopt the agenda as amended. Roll call vote: Glanzer – Yes; Lee – Yes; Van Berkum – Yes; Siemonsma – Yes; and Bischoff – Yes.

Dates to Remember - December 23 Early Release. December 24-31 Holiday Break – No School. January 1 Happy New Year. January 10 Board of Education Meeting – 5:30 p.m. – IPC. January 12 Early Release; January 17 Martin Luther King Holiday – No School; January 24 Board of Education Meeting – 5:30 p.m. – IPC; January 24 HHS Registration Open House – 5:30 – 8:30 p.m.; February 2 Early Release; February 14 Board of Education Meeting – 5:30 p.m. – IPC; February 21 President’s Day – No School; February 28 Board of Education Meeting – 5:30 p.m. – IPC.

Community Input for Items not on the Agenda

None.

Conflict Disclosure and Consideration of Waivers

None.

Motion by Lee, second by Van Berkum, and unanimously carried to approve the consent agenda including the following items: (1) The minutes from the meetings held on November 8 and November 22. (2) The bills for payment as presented (see attached listing). (3) The financial report (as printed below). (4) The hiring of Tyson Lien/Volunteer Wrestling Assistant; Jamee Kattner/Substitute Teacher - \$120 per day / Substitute Para-Educator - \$17.87 per hour; Melissa Klinsky/Substitute Teacher - \$120 per day / Substitute Para-Educator - \$17.87 per hour; Jaron Waters/Substitute Teacher - \$120 per day / substitute Para-Educator - \$17.87 per hour; Jaycee Clark/TAP Site Greeter & TAP Classroom Leader / \$18.11 per hour; Moses Aduato/FTE Spanish Interpreter/\$22.23 per hour; Joel Mudge/Route Bus Driver/\$30 per hour; and Rebecca Jacobson/Speech Language Pathologist

Assistant/\$30.83 per hour. (5) The resignations of Scott Spanton/Head Football Coach/3 years; Kathy Curr/2nd Grade Teacher-Madison/42 years; Dolly Venables/Administrative Assistant-Superintendent’s Office/20 years; Gretchen Beyer/Special Education Teacher-Buchanan/1 year; and Gretchen Beyer/Assistant Coach Girls’ Tennis/1 year. (6) A contract for services for Project Skills with Cornerstones Career Learning Center. (7) An intent to apply for grant funding for the Transportation Department by Kelly Christopherson for a Clean Diesel Grant from SD DANR in the amount of approximately \$50,000 to assist in removing old diesel buses from service. (8) Open enrollment request #OE-2021-22. (9) A request for Ashley Curnow to Intern in School Nutrition. (10) A Client Services Agreement with the Education Division of Soliant Health, LLC. Roll call vote: Glanzer – Yes; Lee – Yes; Van Berkum – Yes; Siemonsma – Yes; and Bischoff – Yes.

| | Bank Balance 11-01-2021 | Receipts | Disbursements | Bank Balance 11-30-2021 |
|-------------------|----------------------------|--------------|---------------|----------------------------|
| General Fund | 4,028,283.99 | 2,859,771.02 | 1,927,115.04 | 4,960,939.97 |
| Capital Outlay | 1,281,508.03 | 1,189,440.42 | 948,669.90 | 1,522,278.55 |
| Special Education | 989,016.34 | 1,020,475.63 | 466,619.13 | 1,542,872.84 |
| Building Fund | 2,148.10 | 303.95 | 0.00 | 2,452.05 |
| Bond Redem.- Elem | 15,449,500.54 | 449,440.26 | 0.00 | 15,898,940.80 |
| Food Service | 601,475.76 | 226,715.77 | 184,519.06 | 643,672.47 |
| Enterprise Fund | 182,225.95 | 5,048.21 | 5,126.87 | 182,147.29 |
| Activity Account | 273,736.96 | 39,791.57 | 15,025.95 | 298,502.58 |
| Health Insurance | 96,164.03 | 339,001.81 | 308,775.79 | 126,390.05 |
| Scholarship Fund | 264,811.31 | 0.00 | 0.00 | 264,811.31 |
| | ----- | ----- | ----- | ----- |
| | 23,134,820.34 | 6,129,988.64 | 3,855,851.74 | 25,443,007.91 |

Celebrate Successes in the District

Superintendent Steinhoff reported on the successes in the District.

Reports

- A. Classified Employee of the Month – Tiffany Eckmann, Business Office Administrative Assistant-Purchasing Agent, was recognized as the December 2021 Classified Employee of the Month.
- B. Good News Report – Washington 4th grade teachers presented a report on Project Lead the Way.

- C. Business Manager’s Report – Kelly Christopherson presented the Business Manager’s Report to the Board.
- D. Superintendent’s Report – Kraig Steinhoff presented the Superintendent’s report to the Board.

Old Business

Motion by Lee, second by Glanzer, and unanimously carried to approve policy GCA-18.1 – School Nurse / CTE Health Science Instructor. Roll call vote: Glanzer – Yes; Lee – Yes; Van Berkum – Yes; Siemonsma – Yes; and Bischoff – Yes.

Community input from Cliff Hadley on the Huron School District Pandemic Contingency Plan was received and he expressed agreement with the proposed changes.

Motion by Lee, second by Glanzer, and unanimously carried to approve proposed changes to the Huron School District Pandemic Contingency Plan. Roll call vote: Glanzer – Yes; Lee – Yes; Van Berkum – Yes; Siemonsma – Yes; and Bischoff – Yes.

New Business

The Board discussed adding fast-pitch girls’ softball for the 2022-2023 school year. No action was taken.

Motion by Van Berkum, second by Lee, and unanimously carried to approve adding a new pay rate Event Clean Up at \$25 per hour. Roll call vote: Glanzer – Yes; Lee – Yes; Van Berkum – Yes; Siemonsma – Yes; and Bischoff – Yes.

Motion by Lee, second by Glanzer, and unanimously carried to enter into executive session at 6:20 p.m. pursuant to SDCL 1-25-2 Executive or closed meetings may be held for the sole purpose of: (1) Discussing the qualifications, competence, performance, character or fitness of any public officer or employee or prospective public officer or employee. The term “employee” does not include any independent contractor. Roll call vote: Glanzer – Yes; Lee – Yes; Van Berkum – Yes; Siemonsma – Yes; and Bischoff – Yes.

Motion by Lee, second by Glanzer, and unanimously approved to adjourn at 7:51 p.m. Roll call vote: Glanzer – Yes; Lee – Yes; Van Berkum – Yes; Siemonsma – Yes; and Bischoff – Yes.

LIST OF BILLS PD 11-09-2021 THRU 12-14-2021

GENERAL FUND

| <u>VENDOR NAME</u> | <u>DESCRIPTION</u> | <u>AMOUNT</u> |
|---|--------------------|---------------|
| A & R TRUCK EQUIPMENT, INC. | PROF SVC | 1,192.75 |
| ADVANCE AUTO PARTS | SUPPLIES | 46.19 |
| ALC CHRISTIAN LEARNING CENTER PRESCHOOL | PROF SVC | 30.00 |
| AMERICAN FLAGS EXPRESS | SUPPLIES | 425.74 |
| AMERICINN MADISON | TRAVEL | 231.00 |
| ARROWWOOD RESORT | TRAVEL | 465.80 |
| AUTO BODY CLINIC | SUPPLIES | 1,050.70 |
| B & H PHOTO | SUPPLIES | 1,657.49 |
| BAN-KOE SYSTEMS, INC. | SUPPLIES | 151.62 |
| BARNES & NOBLE | SUPPLIES | 457.76 |
| BARTON'S HEATING & COOLING LLC | SUPPLIES | 16,345.10 |
| BECK ACE HARDWARE | SUPPLIES | 362.24 |
| BLUE TARP FINANCIAL, INC. | SUPPLIES | 4.83 |
| BOB'S PIANO SERVICE, INC. | REPAIRS | 510.00 |
| BROOKINGS AREA CPR CTC | PROF SVC | 6.00 |
| BROTHERTON, DANYELLE | SUPPLIES | 212.27 |
| BUHLS DRYCLEANERS & LINEN SUPPLY | LAUNDRY | 68.00 |
| BUREAU OF ADMINISTRATION | COMMUNICATIONS | 284.69 |
| BURNISON PLUMBING & HEATING | SUPPLIES | 7,392.49 |
| CARDA, CHAR | PROF SVC | 120.00 |
| CARDMEMBER SERVICE | SUPPLIES | 1,053.43 |
| CARLSONS SERVICE CENTER | SUPPLIES | 1,564.71 |
| CARR, SARAH | PROF SVC | 150.00 |
| CDW GOVERNMENT, INC. | SUPPLIES | 753.19 |
| CELERITY BROADBAND LLC | COMMUNICATIONS | 2,841.56 |
| CENTURY LINK | COMMUNICATIONS | 1,321.40 |
| CHADA, DODIE | PROF SVC | 205.64 |
| CHESTERMAN COMPANY | SUPPLIES | 58.80 |
| CHRISTIAN, JENNY | PROF SVC | 235.04 |
| CITY OF HURON | UTILITIES | 8,276.06 |
| CLIMATE SYSTEMS, INC. | SUPPLIES | 9,316.89 |
| COBORNS INC | SUPPLIES | 1,011.33 |
| COLE PAPERS, INC. | SUPPLIES | 4,284.14 |
| CONCORD THEATRICALS | SUPPLIES | 56.25 |
| CONRAD, DAN | PROF SVC | 50.00 |
| CREATIVE PRINTING COMPANY | SUPPLIES | 805.51 |
| DAKOTA EDUCATION CONSULTING | PROF SVC | 3,250.00 |
| DAKOTA POTTERS SUPPLY | SUPPLIES | 567.39 |
| DAKOTA WATER SOFTENING INC. | SUPPLIES | 14.30 |
| DEMCO INC | SUPPLIES | 811.63 |
| DIRECTOR'S ASSISTANT, LLC | SUPPLIES | 2,027.09 |
| DIV OF CRIMINAL INVESTIGATION | HISTORY CHECK | 43.25 |
| DOMINO'S | SUPPLIES | 446.14 |
| DUFFY, GARY | PROF SVC | 90.00 |
| DUNKELBERGER, DANCI | PROF SVC | 80.00 |
| ECKMANN, TIFFANY | SUPPLIES | 86.89 |
| EJ'S CLEANING | PROF SVC | 4,144.50 |
| ENCORE DATA PRODUCTS | TECH SUPPLIES | 597.50 |
| EPCO LTD, INC | SUPPLIES | 488.00 |
| FAIR CITY FOODS | SUPPLIES | 438.35 |
| FARM AND HOME PUBLISHERS | SUPPLIES | 130.50 |
| FARMERS CASHWAY | SUPPLIES | 401.01 |

| | | |
|--|----------------|-----------|
| FARNAM'S GENUINE PARTS | SUPPLIES | 1,115.23 |
| FIRST CLASS DESIGN, INC. | SUPPLIES | 585.00 |
| FOREMAN SALES & SERVICE, INC. | SUPPLIES | 44.85 |
| FRANKLIN PLANNER CORPORATION | SUPPLIES | 38.35 |
| FREEMAN, JR., RODNEY | LEGAL SERVICES | 1,100.00 |
| FUCHS, JENNIFER | SUPPLIES | 495.00 |
| GAFFER, MITCH | TRAVEL | 394.02 |
| GARY ZELL'S AUTO GLASS, INC. | REPAIRS | 723.08 |
| GENERATION GENIUS, INC. | SUPPLIES | 3,496.00 |
| GRAINGER | SUPPLIES | 225.38 |
| GRAYSON AUTO PARTS | SUPPLIES | 779.30 |
| HALBKAT, DARLA | SUPPLIES | 20.13 |
| HALBKAT, JOHN | SUPPLIES | 267.55 |
| HAMPTON INN | TRAVEL | 495.00 |
| HIGH POINT NETWORKS, LLC | SUPPLIES | 1,530.00 |
| HILLYARD/SIOUX FALLS | SUPPLIES | 1,778.94 |
| HOLY TRINITY CATHOLIC SCHOOL | PROF SVC | 288.50 |
| HOTCHKISS, JACOB | PROF SVC | 80.00 |
| HUDL | SUPPLIES | 995.89 |
| HURD ALIGNMENT & MACHINE, INC. | SUPPLIES | 40.00 |
| HURON AREA CENTER FOR INDEPENDENCE, INC. | PROF SVC | 638.02 |
| HURON CHAMBER & VISITORS BUREAU | SUPPLIES | 165.00 |
| HURON CLINIC FOUNDATION, LTD | PROF SVC | 110.00 |
| HURON HOSA CHAPTER | AMT DUE OTHERS | 500.00 |
| HURON PLAINSMAN, (THE) | PUBLICATIONS | 3,101.86 |
| HURON REGIONAL MEDICAL CENTER | PROF SVC | 840.00 |
| IFRIT TECHNOLOGIES, LLC | SUPPLIES | 70.00 |
| INNOVATIVE OFFICE SOLUTION | SUPPLIES | 2,524.82 |
| INTERSTATE ALL BATTERY CENTER | SUPPLIES | 55.10 |
| J.W. PEPPER & SON, INC. | SUPPLIES | 2,168.71 |
| JOSTENS | SUPPLIES | 976.55 |
| JUNIOR LIBRARY GUILD | SUPPLIES | 1,015.90 |
| KATZ, ELIZABETH | SUPPLIES | 322.54 |
| KAYSER, DON | PROF SVC | 111.76 |
| KEMPF, NANCY | SUPPLIES | 59.60 |
| KIBBLE EQUIPMENT | SUPPLIES | 1,363.00 |
| KINGDOM KIDS LEARNING CENTER | PROF SVC | 172.50 |
| KJETLAND, STEPHANIE | PROF SVC | 159.36 |
| KONECHNE, JOLENE | SUPPLIES | 65.88 |
| KOR MANAGEMENT SERVICES, LLC | PROF SVC | 491.50 |
| KYBURZ-CARLSON CONSTRUCTION | PROV SVC | 808.48 |
| LAKESHORE LEARNING MATERIALS | SUPPLIES | 408.97 |
| LAMINATOR.COM INC. | SUPPLIES | 201.24 |
| LEWIS DRUG | SUPPLIES | 108.24 |
| LIEN, JOSH | TRAVEL | 1,470.00 |
| LIMINEX, INC. | SUPPLIES | 5,250.00 |
| LYON, NATE | PROF SVC | 130.00 |
| MACK METAL SALES INC | SUPPLIES | 40.14 |
| MADISON HIGH SCHOOL | ENTRY FEES | 125.00 |
| MANOLIS GROCERY | SUPPLIES | 69.48 |
| MATHESON TRI-GAS INC | SUPPLIES | 486.41 |
| MCCARTY, LISA | SUPPLIES | 59.16 |
| MEYERS CONSTRUCTION | REPAIRS | 91.40 |
| MG OIL COMPANY | SUPPLIES | 11,131.73 |
| MID STATES AUDIO, INC. | REPAIRS | 125.00 |
| MIDCONTINENT COMMUNICATIONS | COMMUNICATIONS | 6,035.00 |

| | | |
|--------------------------------|-------------------|-----------|
| MT CALVARY LUTHERAN PRESCHOOL | PROF SVC | 315.00 |
| MUTH ELECTRIC, INC. | SUPPLIES | 1,673.12 |
| NIHART, TIM | PROF SVC | 180.00 |
| NORTH AREA HONOR BAND | TRAVEL | 240.00 |
| NORTHWEST PIPE FITTINGS, INC. | SUPPLIES | 1,463.24 |
| NORTHWESTERN ENERGY | UTILITIES | 48,650.94 |
| OFFICE EQUIPMENT SERVICE | SUPPLIES | 875.00 |
| OFFICE OF FIRE MARSHAL | PROF SVC | 160.00 |
| OFFICE PEEPS | SUPPLIES | 937.54 |
| OLSON, DIANE | PROF SVC | 546.20 |
| OTC BRANDS INC. | SUPPLIES | 1,052.99 |
| PIETZ, LINDA | TRAVEL | 42.55 |
| POOLEY, MIKE | PROF SVC | 144.52 |
| POPPLERS MUSIC INC. | SUPPLIES | 4,023.64 |
| PREMIER EQUIPMENT | SUPPLIES | 874.27 |
| PROSTROLLO MOTOR SALES, INC. | REPAIRS | 111.13 |
| QUALITY INN & SUITES | TRAVEL | 1,120.00 |
| RADKE, DANIELLE | SUPPLIES | 21.56 |
| RADKE, MIKE | TRAVEL | 424.77 |
| RAPID CITY CENTRAL HS | DUES & FEES | 350.00 |
| REINHART FOODSERVICE, L.L.C. | SUPPLIES | 67.99 |
| ROTERT, TERRY | SUPPLIES | 13.80 |
| RUBISH, SARAH | SUPPLIES | 186.84 |
| RUNNINGS | SUPPLIES | 505.81 |
| RUSHMORE HOTEL & SUITES, THE | TRAVEL | 268.00 |
| RUSHMORE PLAZA HOLIDAY INN | TRAVEL | 4,980.00 |
| RUTH, MIKE | PROF SVC | 45.00 |
| SCHOOL OUTFITTERS | TECH SUPPLIES | 161.63 |
| SCHOOL SPECIALTY LLC | SUPPLIES | 1,652.32 |
| SCHRODER, KARISSA | PROF SVC | 75.00 |
| SCHROEDER, LISA | PROF SVC | 135.50 |
| SCOTTS LOCK | SUPPLIES | 340.00 |
| SDHSAA | AMT DUE OTHERS | 2,781.50 |
| SDMEA | TRAVEL | 90.00 |
| SDN COMMUNICATIONS | COMMUNICATIONS | 922.32 |
| SEE THE TRAINER-SIOUX FALLS | SUPPLIES | 209.00 |
| SOUTHWEST BINDING & LAMINATING | SUPPLIES | 778.80 |
| SPOTLESS CLEANING | PROF SVC | 9,968.00 |
| STADEM, CHAD | PROF SVC | 50.00 |
| STAPLES | SUPPLIES | 4,568.24 |
| TAYLOR MUSIC | SUPPLIES | 2,717.00 |
| TEXTBOOK WAREHOUSE | PRINTED TEXTBOOKS | 24.20 |
| TLC OLSON CONSTRUCTION, LLC | REPAIRS | 3,181.02 |
| TSCHETTER, STEPHANIE | PROF SVC | 495.00 |
| VAN BERKUM, LORINDA | SUPPLIES | 10.65 |
| VAURA, GLORIA | PROF SVC | 168.60 |
| VOSSEKUIL, CHAD | PROF SVC | 190.72 |
| WAGNER, SCOTT | PROF SVC | 152.16 |
| WALMART | SUPPLIES | 138.43 |
| WARNE, LORI | | 125.00 |
| PROF SVC | SERVICES | 261.43 |
| WEBSTER SCALE INC | SUPPLIES | 145.00 |
| WENGER CORPORATION | SUPPLIES | 868.03 |
| WOODWIND & BRASSWIND | SUPPLIES | 73.89 |

| | | |
|---|-------------------------------|-------------------|
| WW TIRE SERVICE INC | REPAIRS | 21.00 |
| XTRAMATH | SUPPLIES | 500.00 |
| | FUND TOTAL | 232,638.09 |
| <u>CAPITAL OUTLAY FUND</u> | | |
| AHLERS, ROGER | SUPPLIES | 101.16 |
| BARNES & NOBLE | SUPPLIES | 162.16 |
| CDW GOVERNMENT, INC. | SUPPLIES | 1,295.34 |
| CLIMATE SYSTEMS, INC. | SUPPLIES | 1,750.00 |
| CREATIVE COMPANY, THE | BOOKS | 219.50 |
| CURT'S HEATING & COOLING | REPAIRS | 16,141.99 |
| FOLLETT SCHOOL SOLUTIONS, INC. | SUPPLIES | 5,136.28 |
| GEOTEK ENGINEERING | PROF SVC | 1,427.50 |
| HOARDING PORTER, LLC | BOOKS | 64.00 |
| KOCH HAZARD | PROF SVC | 6,261.25 |
| KYBURZ-CARLSON CONSTRUCTION | PROV SVC | 192,315.00 |
| LIBRARY STORE, INC., THE | SUPPLIES | 633.40 |
| MARCO TECHNOLOGIES, LLC | COMPUTER EQUIPMENT | 23,669.03 |
| MUTH ELECTRIC, INC. | SUPPLIES | 1,115.27 |
| OFFICE EQUIPMENT SERVICE | SUPPLIES | 6,249.00 |
| OLIVER PRESS, INC. | SUPPLIES | 1,062.35 |
| PENWORTHY COMPANY | SUPPLIES | 482.05 |
| PROTECTIVE ENCLOSURES COMPANY | SUPPLIES | 1,329.98 |
| RIVERSIDE TECHNOLOGIES, INC | REPAIRS | 2,578.00 |
| SCHOLASTIC BOOK CLUBS | BOOKS | 190.50 |
| SCHOOL SPECIALTY LLC | SUPPLIES | 877.07 |
| STERLING COMPUTERS | SUPPLIES | 3,368.39 |
| U.S. BANK ST. PAUL | PRIN & INTEREST | 232,661.88 |
| | FUND TOTAL | 499,091.10 |
| <u>SPECIAL EDUCATION FUND</u> | | |
| CENTURY LINK | COMMUNICATIONS | 201.51 |
| CORE EDUCATIONAL COOPERATIVE | PROF SVC | 5,853.80 |
| CORPORATE TRANSLATION SERVICES, INC. | PROF SVC | 29.75 |
| INNOVATIVE OFFICE SOLUTION | SUPPLIES | 232.58 |
| LARSON, KRISTIE | PROF SVC | 6,904.00 |
| NCS PEARSON, INC. | SUPPLIES | 52.50 |
| PRO PT, INC. | PROF SVC | 19,645.80 |
| PROFESSIONAL HEARING SERVICES | SUPPLIES | 1,030.00 |
| SADDLEBACK EDUCATIONAL INC. | SUPPLIES | 147.17 |
| SCHILLING, RALYNA | SUPPLIES | 88.20 |
| STAPLES | SUPPLIES | 92.18 |
| | FUND TOTAL | 34,277.49 |
| <u>BOND REDEMPTION FUND-ELEMENTARY</u> | | |
| U.S. BANK | PRIN & INT | 750.00 |
| | FUND TOTAL | 750.00 |
| | CHECKING ACCOUNT TOTAL | 766,756.68 |
| <u>SCHOOL NUTRITION FUND</u> | | |
| BEVERIDGE, COLIN | FOOD | 3,885.75 |
| CARLSONS SERVICE CENTER | SUPPLIES | 158.12 |
| CENTURY LINK | TELEPHONE | 89.56 |
| COCA COLA OF CENTRAL SD | FOOD | 804.14 |
| COLE PAPERS, INC. | PAPER/DISH/CLEANING | 3,320.08 |
| CWD-ABERDEEN | SUPPLIES | 2,466.25 |
| DAKOTA WATER SOFTENING INC. | WATER SERVICE | 159.40 |
| DECKER'S PEST CONTROL | PROF SVC | 375.00 |
| DESIGN SPECIALTIES, INC | MISC UTENSIL | 441.00 |
| DRAMSTAD REFRIGERATION | REPAIR/MAINTENANCE | 1,527.75 |

| | | |
|-------------------------------|-------------------------------|------------------|
| EAST SIDE JERSEY DAIRY, INC | FOOD | 10,164.10 |
| HURD ALIGNMENT & SERVICE | VEHICLE | 5,356.13 |
| HURON SCHOOL ACTIVITY ACCOUNT | SUPPLIES | 196.89 |
| KASSE, JENNA | REFUND | 11.00 |
| MG OIL COMPANY | SUPPLIES | 129.70 |
| PALMQUIST, DREW | IN DIST TRAVEL | 51.41 |
| REINHART INSTITUTIONAL FOODS | SUPPLIES | 69,353.97 |
| SCHOOL NUTRITION ASSOCIATION | MEMBERSHIP | 140.50 |
| SIFUENTES, JASMINE | IN DIST TRAVEL | 4.12 |
| SIFUENTES, KRYSTEN | IN DIST TRAVEL | 4.03 |
| WYSHBONE MARKET, LLC | FOOD | 20.00 |
| | FUND TOTAL | 98,658.90 |
| | CHECKING ACCOUNT TOTAL | 98,658.90 |

ENTERPRISE FUND

| | | |
|------------------------------|-------------------------------|-----------------|
| BIMBO BAKERIES USA | FOOD | 69.25 |
| CENTURY LINK | TELEPHONE | 44.78 |
| COCA COLA OF CENTRAL SD | FOOD | 500.00 |
| CWD-ABERDEEN | SUPPLIES | 652.85 |
| HENRY'S FOODS, INC. | FOOD | 1,151.46 |
| PB SPORTS | SUPPLIES | 79.88 |
| REINHART INSTITUTIONAL FOODS | SUPPLIES | 638.19 |
| SNAPPY POPCORN CO, INC. | FOOD | 686.00 |
| | FUND TOTAL | 3,822.41 |
| | CHECKING ACCOUNT TOTAL | 3,822.41 |

CUSTODIAL FUND

| | | |
|-------------------------|-------------------------------|------------------|
| BREWER, LINDSEY | SUPPLIES | 107.06 |
| CARDA, MIKE | SUPPLIES | 32.00 |
| JOSTENS | SUPPLIES | 2,115.32 |
| KIWANIS CHILDREN'S FUND | DONATION | 1,896.00 |
| POSTMA, MICHAEL | SUPPLIES | 5,934.76 |
| PRIME TIME TAVERN | SUPPLIES | 399.30 |
| SAVERY, TRUMAN | MEMORIAL | 25.00 |
| SD FFA ASSOCIATION | FFA | 540.00 |
| SIGNATURE PLUS | SUPPLIES | 263.50 |
| WALKER'S FLOWER SHOP | SUPPLIES | 63.90 |
| | FUND TOTAL | 11,376.84 |
| | CHECKING ACCOUNT TOTAL | 11,376.84 |

GROSS PAYROLL

| | |
|--|---------------------|
| INSTRUCTIONAL | 814,943.76 |
| SUPPORT SERVICES | 423,497.22 |
| COMMUNITY SERVICES | 452.82 |
| CO-CURRICULAR | 52,080.01 |
| SPECIAL SERVICES | 352,008.80 |
| SCHOOL NUTRITION | 81,446.62 |
| ENTERPRISE FUND | 3,066.78 |
| TOTAL GROSS PAYROLL FOR NOVEMBER 2021 | 1,727,496.01 |

BENEFITS

| | |
|---|-------------------|
| SOCIAL SECURITY | 124,741.33 |
| HURON SCHOOL DISTRICT | |
| LIFE INSURANCE & HEALTH INSURANCE | 257,683.80 |
| SOUTH DAKOTA RETIREMENT | 97,046.81 |
| TOTAL BENEFITS FOR NOVEMBER 2021 | 479,471.94 |

Attachment “A”

List of Bills
For Consideration and Approval

| <u>Vendor Name</u> | <u>Vendor Description</u> | <u>Amount</u> |
|--|--------------------------------|---------------|
| Checking | 1 | |
| Checking | 1 Fund: 10 GENERAL FUND | |
| ACCESS SYSTEMS | REPAIRS | 890.00 |
| AUTOMATIC BUILDING CONTROLS | REPAIRS | 1,077.55 |
| BECK ACE HARDWARE | SUPPLIES | 187.32 |
| BLUE TARP FINANCIAL, INC. | SUPPLIES | 24.66 |
| BOB'S PIANO SERVICE, INC. | REPAIRS | 120.00 |
| BUHLS DRYCLEANERS & LINEN SUPPLY | LAUNDRY | 66.00 |
| BUREAU OF ADMINISTRATION | COMMUNICATIONS | 255.55 |
| BURNISON PLUMBING & HEATING | SUPPLIES | 1,700.00 |
| BUSCH CONSTRUCTION | PROF SVC | 2,435.00 |
| CANDY WAREHOUSE | SUPPLIES | 96.95 |
| CARDMEMBER SERVICE | SUPPLIES | 4,398.89 |
| CITY OF HURON | UTILITIES | 8,685.15 |
| CLIMATE SYSTEMS, INC. | SUPPLIES | 4,946.14 |
| COBORNS INC | SUPPLIES | 786.58 |
| COLE PAPERS, INC. | SUPPLIES | 2,556.85 |
| CONCORD THEATRICALS | SUPPLIES | 157.85 |
| CREATIVE PRINTING COMPANY | SUPPLIES | 4,254.46 |
| CURT'S HEATING & COOLING | REPAIRS | 2,295.35 |
| DAKOTA POTTERS SUPPLY | SUPPLIES | 849.00 |
| DAKOTA WATER SOFTENING INC. | SUPPLIES | 28.60 |
| DEMCO INC | SUPPLIES | 139.21 |
| EJ'S CLEANING | PROF SVC | 3,528.00 |
| ENTERPRISE FUND | SUPPLIES | 228.57 |
| FAIR CITY FOODS | SUPPLIES | 4.98 |
| FARMERS CASHWAY | SUPPLIES | 76.36 |
| FARNAM'S GENUINE PARTS | SUPPLIES | 543.83 |
| FIRST CLASS DESIGN, INC. | SUPPLIES | 559.00 |
| FOREMAN SALES & SERVICE, INC. | SUPPLIES | 144.49 |
| FREEMAN, JR., RODNEY | LEGAL SERVICES | 1,100.00 |
| FULL COMPASS SYSTEM | SUPPLIES | 722.78 |
| GOLDEN WEST TECHNOLOGIES | SUPPLIES | 1,059.00 |
| HILLYARD/SIOUX FALLS | SUPPLIES | 278.30 |
| HOLY TRINITY CATHOLIC SCHOOL | PROF SVC | 288.50 |
| HURON AREA CENTER FOR INDEPENDENCE, INC. | PROF SVC | 360.62 |
| HURON CLINIC FOUNDATION, LTD | PROF SVC | 330.00 |
| HURON PLAINSMAN, (THE) | PUBLICATIONS | 292.19 |
| HURON SCHOOL NUTRITION PROGRAM | SUPPLIES | 1,334.52 |
| INNOVATIVE OFFICE SOLUTION | SUPPLIES | 3,843.78 |
| J.W. PEPPER & SON, INC. | SUPPLIES | 190.99 |
| JAYMAR BUSINESS FORMS, INC. | SUPPLIES | 515.40 |
| JOSTENS | SUPPLIES | 38.80 |
| KAPCO | SUPPLIES | 83.21 |
| KASPERSONS, INC. | SUPPLIES | 588.50 |
| KINGDOM KIDS LEARNING CENTER | PROF SVC | 217.50 |
| KOR MANAGEMENT SERVICES, LLC | PROF SVC | 99.00 |

| <u>Vendor Name</u> | <u>Vendor Description</u> | <u>Amount</u> |
|---------------------------------|---------------------------|---------------|
| LEWIS DRUG | SUPPLIES | 24.75 |
| MANOLIS GROCERY | SUPPLIES | 70.00 |
| MCGRAW-HILL EDUCATION INC | SUPPLIES | 68.52 |
| MCKESSON MEDICAL SURGICAL | SUPPLIES | 492.56 |
| MG OIL COMPANY | SUPPLIES | 11,523.92 |
| MIDCONTINENT COMMUNICATIONS | COMMUNICATIONS | 4,725.00 |
| MIDWEST SPORTS | SUPPLIES | 489.90 |
| MT CALVARY LUTHERAN PRESCHOOL | PROF SVC | 412.50 |
| MUTH ELECTRIC, INC. | SUPPLIES | 1,270.08 |
| NORTHWEST PIPE FITTINGS, INC. | SUPPLIES | 10,025.89 |
| NORTHWESTERN ENERGY | UTILITIES | 56,405.46 |
| NOVEL EFFECT, INC. | TECH SUPPLIES | 41.99 |
| O'REILLY AUTO PARTS | SUPPLIES | 22.57 |
| OFFICE EQUIPMENT SERVICE | SUPPLIES | 153.25 |
| OFFICE PEEPS | SUPPLIES | 321.65 |
| OLSON, DIANE | PROF SVC | 546.20 |
| OVERHEAD DOOR OF WATERTOWN | REPAIRS | 282.14 |
| POPPLERS MUSIC INC. | SUPPLIES | 305.97 |
| PREMIER EQUIPMENT | SUPPLIES | 2,435.83 |
| PROJECT LEAD THE WAY INC. | SUPPLIES | 2,400.00 |
| RAPID WRISTBANDS | SUPPLIES | 103.00 |
| RAYMOND GEDDES & CO, INC. | SUPPLIES | 121.54 |
| RUNNINGS | SUPPLIES | 1,476.77 |
| SCHOOL SPECIALTY LLC | SUPPLIES | 2,643.16 |
| SPECIALIST ID, INC. | SUPPLIES | 204.00 |
| SPOTLESS CLEANING | PROF SVC | 7,272.00 |
| STAN HOUSTON EQUIPMENT CO., INC | SUPPLIES | 368.32 |
| STAPLES | SUPPLIES | 1,878.78 |
| STERLING COMPUTERS | SUPPLIES | 100.00 |
| SUBSCRIPTION SERVICES OF | SUPPLIES | 368.75 |
| UNITED PARCEL SERVICE | FREIGHT | 11.20 |

Fund Total: 158,945.13

Checking 1 Fund: 21 CAPITAL OUTLAY FUND

| | | |
|-----------------------------------|----------|------------|
| ABDO PUBLISHING CO | BOOKS | 347.15 |
| ALLIED PLUMBING & HEATING, INC. | REPAIRS | 53,613.70 |
| ARS, A TECTA AMERICA COMPANY, LLC | REPAIRS | 21,235.00 |
| BARNES & NOBLE | SUPPLIES | 914.18 |
| CREATIVE COMPANY, THE | BOOKS | 21.95 |
| CURT'S HEATING & COOLING | REPAIRS | 51,360.81 |
| FIRST BOOK | SUPPLIES | 239.24 |
| FOLLETT SCHOOL SOLUTIONS, INC. | SUPPLIES | 261.22 |
| FULL COMPASS SYSTEM | SUPPLIES | 4,998.00 |
| GEOTEK ENGINEERING | PROF SVC | 540.00 |
| GOPHER | SUPPLIES | 1,759.58 |
| HILLYARD/SIOUX FALLS | SUPPLIES | 3,154.21 |
| KOCH HAZARD | PROF SVC | 4,385.67 |
| KYBURZ-CARLSON CONSTRUCTION | PROV SVC | 173,143.00 |
| LERNER PUBLISHING GROUP | SUPPLIES | 394.82 |

| <u>Vendor Name</u> | <u>Vendor Description</u> | <u>Amount</u> | |
|--------------------------------|--|---------------|-------------------|
| OFFICE EQUIPMENT SERVICE | SUPPLIES | 7,995.00 | |
| PENWORTHY COMPANY | SUPPLIES | 345.68 | |
| SD LINING SOLUTIONS | REPAIRS | 39,234.76 | |
| STERLING COMPUTERS | SUPPLIES | 7,330.80 | |
| | Fund Total: | | 371,274.77 |
| Checking | 1 Fund: 22 SPECIAL EDUCATION FUND | | |
| CORE EDUCATIONAL COOPERATIVE | PROF SVC | 3,791.00 | |
| HURON SCHOOL NUTRITION PROGRAM | SUPPLIES | 18.75 | |
| INNOVATIVE OFFICE SOLUTION | SUPPLIES | 18.54 | |
| PRO PT, INC. | PROF SVC | 16,731.80 | |
| TEACHWELL SOLUTIONS | PROF SVCS | 906.68 | |
| | Fund Total: | | 21,466.77 |
| | Checking Account Total: | | 551,686.67 |

| <u>Vendor Name</u> | | <u>Vendor Description</u> | <u>Amount</u> |
|------------------------------|----------|---------------------------------------|------------------|
| <u>Checking</u> | 4 | | |
| Checking | 4 | Fund: 51 SCHOOL NUTRITION FUND | |
| AMES ELECTRIC LLC | | REPAIR | 91.84 |
| BECK ACE HARDWARE | | MISCELLANEOUS | 48.10 |
| CHILD & ADULT NUTRITION SER. | | FOOD | 755.64 |
| COBORNS | | FOOD | 189.35 |
| COCA COLA OF CENTRAL SD | | FOOD | 315.60 |
| COLE PAPERS, INC. | | PAPER/DISH/CLEANING | 1,653.84 |
| CWD-ABERDEEN | | SUPPLIES | 4,832.40 |
| DAKOTA WATER SOFTENING INC. | | WATER SERVICE | 155.30 |
| DESCON | | SUPPLIES | 60.50 |
| DRAMSTAD REFRIGERATION | | REPAIR/MAINTENANCE | 4,748.60 |
| EAST SIDE JERSEY DAIRY, INC | | FOOD | 13,331.04 |
| FREESE, DONALD | | SUPPLIES | 19.07 |
| KNOUSE, SARAH | | SUPPLIES | 29.29 |
| LEISURE LINE TABLEWARE | | MISC UTENSIL | 487.32 |
| MG OIL COMPANY | | SUPPLIES | 78.95 |
| MIDWEST FIRE AND SAFETY | | PROF SVC | 1,088.50 |
| OFFICE EQUIPMENT SERVICE | | OFFICE SUPPLIES/REPAIR | 474.96 |
| REINHART INSTITUTIONAL FOODS | | SUPPLIES | 43,354.76 |
| | | Fund Total: | 71,715.06 |
| | | Checking Account Total: | 71,715.06 |

| <u>Vendor Name</u> | | <u>Vendor Description</u> | <u>Amount</u> |
|------------------------------|---|--------------------------------|-----------------|
| Checking | 5 | | |
| Checking | 5 | Fund: 53 ENTERPRISE FUND | |
| BIMBO BAKERIES USA | | FOOD | 68.10 |
| COCA COLA OF CENTRAL SD | | FOOD | 2,484.00 |
| DOMINO'S PIZZA | | FOOD | 438.41 |
| DRAMSTAD REFRIGERATION | | REPAIR/MAINTENANCE | 188.04 |
| JOHNSON, KELLY | | IN DIST TRAVEL | 33.54 |
| MIDWEST MINIMELTS | | FOOD | 1,461.71 |
| REINHART INSTITUTIONAL FOODS | | SUPPLIES | 1,249.02 |
| SCHOOL NUTRITION ACCOUNT | | MISC | 61.77 |
| | | Fund Total: | 5,984.59 |
| | | Checking Account Total: | 5,984.59 |

GROSS PAYROLL

| | |
|--|----------------------------|
| INSTRUCTIONAL | 830,193.54 |
| SUPPORT SERVICES | 419,763.42 |
| COMMUNITY SERVICES | 387.46 |
| CO-CURRICULAR | 46,631.24 |
| SPECIAL SERVICES | 369,745.44 |
| SCHOOL NUTRITION | 88,492.90 |
| ENTERPRISE FUND | 1,570.90 |
| TOTAL GROSS PAYROLL FOR DECEMBER 2021 | <u>1,756,784.90</u> |

BENEFITS

| | |
|---|--------------------------|
| SOCIAL SECURITY | 127,085.59 |
| HURON SCHOOL DISTRICT | |
| LIFE INSURANCE & HEALTH INSURANCE | 256,283.79 |
| SOUTH DAKOTA RETIREMENT | 100,236.60 |
| TOTAL BENEFITS FOR DECEMBER 2021 | <u>483,605.98</u> |

American Bank & Trust

December 2021 Statement

Open Date: 11/23/2021 Closing Date: 12/23/2021



Visa® Business Bonus Rewards Card
 HURON SCHOOL DISTRICT (CPN 001040722)

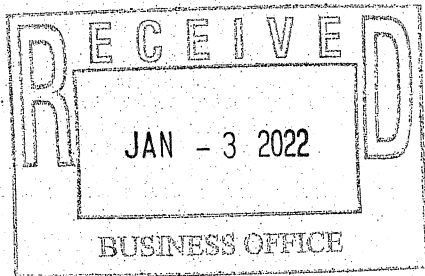
Account:

Cardmember Service 1-866-552-8855
 BUS 30 ELN 8 14

| | |
|----------------------------|-------------------|
| New Balance | \$4,398.89 |
| Minimum Payment Due | \$44.00 |
| Payment Due Date | 01/19/2022 |

| | |
|---|-------|
| Reward Points | |
| Earned This Statement | 6,030 |
| Reward Center Balance as of 12/22/2021 | 684 |
| For details, see your rewards summary. | |

| | | |
|----------------------------|----------|-------------------|
| Activity Summary | | |
| Previous Balance | + | \$1,053.43 |
| Payments | - | \$1,053.43CR |
| Other Credits | - | \$425.00CR |
| Purchases | + | \$4,823.89 |
| Balance Transfers | | \$0.00 |
| Advances | | \$0.00 |
| Other Debits | | \$0.00 |
| Fees Charged | | \$0.00 |
| Interest Charged | | \$0.00 |
| New Balance | = | \$4,398.89 |
| Past Due | | \$0.00 |
| Minimum Payment Due | | \$44.00 |
| Credit Line | | \$27,000.00 |
| Available Credit | | \$22,601.11 |
| Days in Billing Period | | 31 |



Payment Options:



Mail payment coupon
with a check



Pay online at
myaccountaccess.com



Pay by phone
1-866-552-8855

Please detach and send coupon with check payable to: Cardmember Service CPN 001040722

Cardmember Service

24-Hour Cardmember Service: 1-866-552-8855

- ☎ to pay by phone
- ☎ to change your address

000006701 01 SP 000638043459289 P Y

HURON SCHOOL DISTRICT
 ACCOUNTS PAYABLE
 PO BOX 949
 HURON SD 57350-0949




| | |
|----------------------------|------------|
| Account Number | |
| Payment Due Date | 1/19/2022 |
| New Balance | \$4,398.89 |
| Minimum Payment Due | \$44.00 |

Amount Enclosed \$ _____

Cardmember Service

P.O. Box 790408
 St. Louis, MO 63179-0408





Bonus Rewards

Rewards Center Activity as of 12/22/2021

| | |
|--------------------------|---------|
| Rewards Center Activity* | -42,500 |
| Rewards Center Balance | 684 |

*This item includes points redeemed, expired and adjusted.

| Rewards Earned | This Statement | Year to Date |
|--------------------------------|----------------|---------------|
| Points Earned on Net Purchases | 4,824 | 36,236 |
| 25% Monthly Bonus | 1,206 | 9,058 |
| Total Earned | 6,030 | 45,294 |

For rewards program inquiries and redemptions, call 1-888-229-8864 from 8:00 am to 10:00 pm (CST) Monday through Friday, 8:00 am to 5:30 pm (CST) Saturday and Sunday. Automated account information is available 24 hours a day, 7 days a week.

Important Messages

Paying Interest: You have a 24 to 30 day interest-free period for Purchases provided you have paid your previous balance in full by the Payment Due Date shown on your monthly Account statement. In order to avoid additional INTEREST CHARGES on Purchases, you must pay your new balance in full by the Payment Due Date shown on the front of your monthly Account statement.

There is no interest-free period for transactions that post to the Account as Advances or Balance Transfers except as provided in any Offer Materials. Those transactions are subject to interest from the date they post to the Account until the date they are paid in full.

Speed through checkout while earning rewards with PayPal. Go to the Mobile App or manage your account online. Link your card to PayPal today.

Transactions **CHRISTOPHERSON KELLY** **Credit Limit \$27000**

| Post Date | Trans Date | Ref # | Transaction Description | Amount | Notation |
|-----------------------------------|------------|-------|---------------------------------------|-------------------|----------|
| Purchases and Other Debits | | | | | |
| 11/24 | 11/23 | 1758 | TARGET.COM * 800-591-3869 MN | \$63.89 | _____ |
| 12/02 | 11/30 | 9837 | CLUBHOUSE HOTEL & SUIT SIOUX FALLS SD | \$129.00 | _____ |
| 12/02 | 11/30 | 9845 | CLUBHOUSE HOTEL & SUIT SIOUX FALLS SD | \$129.00 | _____ |
| 12/02 | 11/30 | 9852 | CLUBHOUSE HOTEL & SUIT SIOUX FALLS SD | \$129.00 | _____ |
| 12/02 | 11/30 | 9860 | CLUBHOUSE HOTEL & SUIT SIOUX FALLS SD | \$129.00 | _____ |
| 12/02 | 11/30 | 9878 | CLUBHOUSE HOTEL & SUIT SIOUX FALLS SD | \$129.00 | _____ |
| 12/02 | 11/30 | 9886 | CLUBHOUSE HOTEL & SUIT SIOUX FALLS SD | \$129.00 | _____ |
| 12/20 | 12/17 | 7351 | The Webstaurant Store 717-392-7472 PA | \$3,636.00 | _____ |
| 12/22 | 12/21 | 1517 | Concord Theatricals Co New York NY | \$350.00 | _____ |
| Total for Account | | | | \$4,823.89 | |

Transactions BILLING ACCOUNT ACTIVITY

| Post Date | Trans Date | Ref # | Transaction Description | Amount | Notation |
|-----------------------------------|------------|-------|---|-------------------|-----------|
| Payments and Other Credits | | | | | |
| 12/07 | 12/07 | 0222 | PAYMENT THANK YOU | \$1,053.43 | CR |
| 12/16 | | | POINTS REDEEMED FOR STATEMENT CREDIT CREDIT ADJUSTMENT | \$425.00 | CR |
| Total for Account | | | | \$1,478.43 | CR |

| 2021 Totals Year-to-Date | |
|---------------------------------|--------|
| Total Fees Charged in 2021 | \$0.00 |
| Total Interest Charged in 2021 | \$0.00 |





Interest Charge Calculation

Your Annual Percentage Rate (APR) is the annual interest rate on your account.

**APR for current and future transactions.

| Balance Type | Balance By Type | Balance Subject to Interest Rate | Variable | Interest Charge | Annual Percentage Rate | Expires with Statement |
|--------------------|-----------------|----------------------------------|----------|-----------------|------------------------|------------------------|
| **BALANCE TRANSFER | \$0.00 | \$0.00 | YES | \$0.00 | 14.99% | |
| **PURCHASES | \$4,398.89 | \$0.00 | YES | \$0.00 | 14.99% | |
| **ADVANCES | \$0.00 | \$0.00 | YES | \$0.00 | 23.99% | |

Contact Us

| | | | |
|---|---|--|--|
|  Phone Voice: 1-866-552-8855 TDD: 1-888-352-6455 Fax: 1-866-807-9053 |  Questions Cardmember Service P.O. Box 6353 Fargo, ND 58125-6353 |  Mail payment coupon with a check Cardmember Service P.O. Box 790408 St. Louis, MO 63179-0408 |  Online myaccountaccess.com |
|---|---|--|--|

Invoice 1 of 1

standard ship to

Huron School District - Busi Office
150 5th St SW
Huron, SD 57350

Invoice date: 2021-11-23 14:35:14-06:00

Invoice No. 13273991054591758

49113099 - Oster 18qt Roaster Oven Black CKSTRS18-BSB

| Qty. | Unit Price | Amount |
|------|------------|---------|
| 1 | \$59.99 | \$59.99 |


SHIP_2021 Global SW 35 FreeShip FS -\$5.99

Item subtotal \$54.00

Shipping \$5.99
Shipping tax \$0.00
Sales tax \$3.90

Item total \$63.89

Invoice total \$63.89

 Visa ****5234 \$63.89

Help us improve this experience.

Take a quick survey

Get top deals, latest trends, and more.

Email address

Biel, Pamela

From: Cardmember Service Account Alerts <accountalerts@alert.myaccountaccess.com>
Sent: Monday, November 29, 2021 1:39 PM
To: Huron AP
Subject: American Bank & Trust Transaction Notification

Caution: This email originated from outside the K-12 email system. Do not click links or open attachments unless you recognize the sender and know the content is safe.



Account Number ending in 5234

Your account was charged \$129.00 at CLUBHOUSE HOTEL & SUIT. To view your account, login to your American Bank & Trust credit ca through your financial institution's website or the Online Account Access website at myaccountaccess.com.

You are receiving this email because you signed up for alerts through your American Bank & Trust credit card. If you no longer wish to rec alert, login to inactivate the alert. Please do not reply to this message.

Thank you for being a valued Cardmember.

Protecting your privacy is our priority. We will never request personal information (such as your Personal ID, Password, Social Security Number, PIN, or Account Number) via email. We recommend that you do not share this information with anyone, at any time. Sharing such information gives the recipient full access to your account. If you receive emails requesting p call Cardmember Service immediately at the number on the back of your card.

[View the Elan Financial Services Privacy Policy](#)

Elan Financial Services - PO Box 6354 - Fargo, ND - 58125-6354


The creditor, issuer and service provider of your American Bank & Trust Credit Card is Elan Financial Services.



Biel, Pamela

From: Cardmember Service Account Alerts <accountalerts@alert.myaccountaccess.com>
Sent: Monday, November 29, 2021 1:39 PM
To: Huron AP
Subject: American Bank & Trust Transaction Notification

Caution: This email originated from outside the K-12 email system. Do not click links or open attachments unless you recognize the sender and know the content is safe.



Account Number ending in 5234

Your account was charged \$129.00 at CLUBHOUSE HOTEL & SUIT. To view your account, login to your American Bank & Trust credit ca through your financial institution's website or the Online Account Access website at myaccountaccess.com.

You are receiving this email because you signed up for alerts through your American Bank & Trust credit card. If you no longer wish to rec alert, login to inactivate the alert. Please do not reply to this message.

Thank you for being a valued Cardmember.

Protecting your privacy is our priority. We will never request personal information (such as your Personal ID, Password, Social Security Number, PIN, or Account Number) via email. We recommend that you do not share this information with anyone, at any time. Sharing such information gives the recipient full access to your account. If you receive emails requesting p call Cardmember Service immediately at the number on the back of your card.

[View the Elan Financial Services Privacy Policy](#)

Elan Financial Services - PO Box 6354 - Fargo, ND - 58125-6354


The creditor, issuer and service provider of your American Bank & Trust Credit Card is Elan Financial Services.



Biel, Pamela

From: Cardmember Service Account Alerts <accountalerts@alert.myaccountaccess.com>
Sent: Monday, November 29, 2021 1:40 PM
To: Huron AP
Subject: American Bank & Trust Transaction Notification

Caution: This email originated from outside the K-12 email system. Do not click links or open attachments unless you recognize the sender and know the content is safe.



Cardmember Se

CTE Tours

Account Number ending in 5234

Your account was charged \$129.00 at CLUBHOUSE HOTEL & SUIT. To view your account, login to your American Bank & Trust credit ca through your financial institution's website or the Online Account Access website at myaccountaccess.com.

You are receiving this email because you signed up for alerts through your American Bank & Trust credit card. If you no longer wish to rec alert, login to inactivate the alert. Please do not reply to this message.

Thank you for being a valued Cardmember.

Protecting your privacy is our priority. We will never request personal information (such as your Personal ID, Password, Social Security Number, PIN, or Account Number) via email. We recommend that you do not share this information with anyone, at any time. Sharing such information gives the recipient full access to your account. If you receive emails requesting p call Cardmember Service immediately at the number on the back of your card.

[View the Elan Financial Services Privacy Policy](#)

Elan Financial Services - PO Box 6354 - Fargo, ND - 58125-6354


The creditor, issuer and service provider of your American Bank & Trust Credit Card is Elan Financial Services.



Biel, Pamela

From: Cardmember Service Account Alerts <accountalerts@alert.myaccountaccess.com>
Sent: Monday, November 29, 2021 1:41 PM
To: Huron AP
Subject: American Bank & Trust Transaction Notification

Caution: This email originated from outside the K-12 email system. Do not click links or open attachments unless you recognize the sender and know the content is safe.



Account Number ending in 5234

Your account was charged \$129.00 at CLUBHOUSE HOTEL & SUIT. To view your account, login to your American Bank & Trust credit card through your financial institution's website or the Online Account Access website at myaccountaccess.com.

You are receiving this email because you signed up for alerts through your American Bank & Trust credit card. If you no longer wish to receive alerts, login to deactivate the alert. Please do not reply to this message.

Thank you for being a valued Cardmember.

Protecting your privacy is our priority. We will never request personal information (such as your Personal ID, Password, Social Security Number, PIN, or Account Number) via email. We recommend that you do not share this information with anyone, at any time. Sharing such information gives the recipient full access to your account. If you receive emails requesting personal information, call Cardmember Service immediately at the number on the back of your card.

[View the Elan Financial Services Privacy Policy](#)

Elan Financial Services - PO Box 6354 - Fargo, ND - 58125-6354

The creditor, issuer and service provider of your American Bank & Trust Credit Card is Elan Financial Services.



Biel, Pamela

From: Cardmember Service Account Alerts <accountalerts@alert.myaccountaccess.com>
Sent: Monday, November 29, 2021 1:41 PM
To: Huron AP
Subject: American Bank & Trust Transaction Notification

Caution: This email originated from outside the K-12 email system. Do not click links or open attachments unless you recognize the sender and know the content is safe.



CTE Tours

Account Number ending in 5234

Your account was charged \$129.00 at CLUBHOUSE HOTEL & SUIT. To view your account, login to your American Bank & Trust credit ca through your financial institution's website or the Online Account Access website at myaccountaccess.com.

You are receiving this email because you signed up for alerts through your American Bank & Trust credit card. If you no longer wish to rec alert, login to inactivate the alert. Please do not reply to this message.

Thank you for being a valued Cardmember.

Protecting your privacy is our priority. We will never request personal information (such as your Personal ID, Password, Social Security Number, PIN, or Account Number) via email. We recommend that you do not share this information with anyone, at any time. Sharing such information gives the recipient full access to your account. If you receive emails requesting p call Cardmember Service immediately at the number on the back of your card.

[View the Elan Financial Services Privacy Policy](#)

Elan Financial Services - PO Box 6354 - Fargo, ND - 58125-6354

The creditor, issuer and service provider of your American Bank & Trust Credit Card is Elan Financial Services.



Biel, Pamela

From: Cardmember Service Account Alerts <accountalerts@alert.myaccountaccess.com>
Sent: Monday, November 29, 2021 2:13 PM
To: Huron AP
Subject: American Bank & Trust Transaction Notification

Caution: This email originated from outside the K-12 email system. Do not click links or open attachments unless you recognize the sender and know the content is safe.

Cardmember Se

CTE Tours

Account Number ending in 5234

Your account was charged \$129.00 at CLUBHOUSE HOTEL & SUIT. To view your account, login to your American Bank & Trust credit ca through your financial institution's website or the Online Account Access website at myaccountaccess.com.

You are receiving this email because you signed up for alerts through your American Bank & Trust credit card. If you no longer wish to rec alert, login to inactivate the alert. Please do not reply to this message.

Thank you for being a valued Cardmember.

Protecting your privacy is our priority. We will never request personal information (such as your Personal ID, Password, Social Security Number, PIN, or Account Number) via email. We recommend that you do not share this information with anyone, at any time. Sharing such information gives the recipient full access to your account. If you receive emails requesting p call Cardmember Service immediately at the number on the back of your card.

[View the Elan Financial Services Privacy Policy](#)

Elan Financial Services - PO Box 6354 - Fargo, ND - 58125-6354

The creditor, issuer and service provider of your American Bank & Trust Credit Card is Elan Financial Services.



Tiffany Eckmann - Order Confirmation

Order Number:70954225
Order Placed: 12/10/21 at 3:21 PM
Status: Processing
Shipping: \$277.00

Order Details:

| Item | Price | Qty | Total |
|--|-----------|-----|-----------------------------|
| Eagle Group DT3660SE Spec-Master 60" Demo Table with Mirror 575DT3660SE EA | \$3359.00 | 1 | \$3359.00 |
| | | | Sub Total: \$3359.00 |
| | | | Shipping: \$277.00 |
| | | | Tax: \$0.00 |
| | | | Total: \$3636.00 |

Thank you again for shopping at WebstaurantStore!

Print this page



CT Rep: **Rosemary Bucher & Gabriela Morales**
 Request #: 446232
 Acct #: 101-009-321464

INVOICE #: 1380248

DUE DATE*: 1/13/2022

INVOICE DATE: 12/20/2021

**No auditions, casting, rehearsals, advertising, publicity, or performance of the Property may commence unless and until all monies owing to Concord Theatricals as set forth in your Agreement are paid in full.*

Producing Organization: Huron School District 41307
 Title: "American Women"
 Performance Dates: 01/27/2022 – 02/05/2022
 Licensing Agreement Number: 446232

| BILL TO: | |
|--|--------------|
| Huron School District 41307 ACCT #: 101-009-321464 PO Box 949 Huron, SD, 57350 United States | PO #: 347787 |

FEES DUE:

| Type | Category | Description | Fee |
|---------|--|-------------|------------|
| Amateur | Performance Fee - Full Minimum Payment | | USD 350.00 |

| | |
|--------------|-------------------|
| TOTAL | USD 350.00 |
|--------------|-------------------|

Amateur Licensing Customers: The first step in accepting your agreement is to sign it. To sign your agreement, you must log on to the Concord Theatricals website and sign the agreement through your customer dashboard. Fees must be paid, processed, and acknowledged in accordance with the terms of your agreement before you may audition, cast, rehearse, advertise, publicize, or perform. Your agreement is not a license to perform until Concord Theatricals receives the signed agreement and payment as specified in your agreement.

Professional Licensing Customers: The first step in accepting your agreement is to sign it. Please initial and sign your agreement and return to the licensing representative listed on your agreement for countersignature. A copy of the agreement has been emailed to you and it is also available on your customer dashboard. Fees must be paid, processed, and acknowledged in accordance with the terms of this agreement before you may audition, cast, rehearse, advertise, publicize, or perform. Your agreement is not a license to perform until Concord Theatricals countersigns the contract and receives payment as specified in your agreement.

If you have any questions, please contact our licensing department at (866) 979-0447. If you decide that you do not want to go forward with your production, please notify your Licensing Representative immediately via email.

Once your payment is received, your production will be listed on the Concord Theatricals NOW PLAYING map. This online production locator is a popular tool for theatre lovers across the world and can be found at www.concordtheatricals.com/now-playing.

Note if producing a Musical: Please review your rental package details in your main agreement to determine whether scripts/librettos are included in the rental package. If scripts/librettos are not included, they must be purchased separately. To purchase scripts/librettos



Toll Free: (866) 979-0447
concordtheatricals.com

250 West 57th Street
 Sixth Floor
 New York, NY 10107

Attachment “B”

Imprest Account Check Register

01/06/2022 9:44 AM

User ID: PLB

Checking Account ID: 1

Check Type: Check

| Check Number | Check Date | Cleared | Void | Void Date | Entity ID | Entity Name | Amount |
|--------------|------------|---------|------|------------|-----------|-------------------------------|----------|
| 82158 | 12/14/2021 | | | | 013175 | CENTURY LINK | 616.44 |
| 82159 | 12/14/2021 | | | | 002766 | DECKER EQUIPMENT | 137.20 |
| 82160 | 12/14/2021 | | | | 002702 | DECKER'S PEST CONTROL | 4,260.00 |
| 82161 | 12/14/2021 | | | | 012868 | ANDY DEINERT | 100.00 |
| 82162 | 12/14/2021 | | | | 010947 | DIV OF CRIMINAL INVESTIGATION | 43.25 |
| 82163 | 12/14/2021 | | | | 010951 | DUANE FIALA | 100.00 |
| 82164 | 12/14/2021 | | | | 010112 | MITCH GAFFER | 252.07 |
| 82165 | 12/14/2021 | | | | 010669 | JEREMY GRADY | 169.72 |
| 82166 | 12/14/2021 | | | | 015124 | JACOB HOTCHKISS | 135.00 |
| 82167 | 12/14/2021 | | | | 011150 | JIM JOHNSTON | 100.00 |
| 82168 | 12/14/2021 | | | | 014176 | JOLENE KONECHNE | 316.79 |
| 82169 | 12/14/2021 | | | | 013239 | LUKE LANGNER | 201.64 |
| 82170 | 12/14/2021 | | X | 12/20/2021 | 014701 | NATE LYON | 135.00 |
| 82171 | 12/14/2021 | | | | 014965 | MAX MORRIS | 148.04 |
| 82172 | 12/14/2021 | | | | 006700 | NORTHWESTERN ENERGY | 2,204.53 |
| 82173 | 12/14/2021 | | | | 011308 | PLANKINTON SCHOOL DISTRICT | 100.00 |
| 82174 | 12/14/2021 | | | | 014447 | REESE UECKER | 135.00 |
| 82175 | 12/14/2021 | | | | 011758 | WALMART | 40.36 |
| 82176 | 12/21/2021 | | | | 011872 | DAVID BROWN | 144.52 |
| 82177 | 12/21/2021 | | | | 014649 | MATT CADWELL | 157.12 |
| 82178 | 12/21/2021 | | | | 012868 | ANDY DEINERT | 144.52 |
| 82179 | 12/21/2021 | | | | 013629 | ERIC GROCOTT | 136.12 |
| 82180 | 12/21/2021 | | | | 012288 | JOHN HALBKAT | 423.95 |
| 82181 | 12/21/2021 | | | | 010766 | DON KAYSER | 111.76 |
| 82182 | 12/21/2021 | | | | 010314 | RHONDA KLUDT | 12.49 |
| 82183 | 12/21/2021 | | | | 011120 | DAWN MARSHALL | 169.42 |
| 82184 | 12/21/2021 | | | | 010850 | LINDA PIETZ | 4.99 |
| 82185 | 12/21/2021 | | | | 010859 | PLAINS (THE) | 265.54 |
| 82186 | 12/21/2021 | | | | 011244 | MIKE POOLEY | 100.00 |
| 82187 | 12/21/2021 | | | | 014925 | RALYNA SCHILLING | 162.11 |
| 82188 | 12/21/2021 | | | | 015134 | SDMEA | 54.00 |
| 82189 | 12/21/2021 | | | | 010025 | UNITED PARCEL SERVICE | 11.90 |
| 82190 | 12/21/2021 | | | | 014579 | PATRICIA WEHRMANN | 205.53 |
| 82191 | 12/29/2021 | | | | 014811 | ALEX BABCOCK | 240.00 |
| 82192 | 12/29/2021 | | | | 012254 | RITA BASZLER | 1,355.08 |
| 82193 | 12/29/2021 | | | | 010953 | DAVE BERG | 335.00 |
| 82194 | 12/29/2021 | | | | 010792 | JIM BIGELOW | 260.00 |
| 82195 | 12/29/2021 | | | | 013634 | KATHIE BOSTROM | 25.00 |
| 82196 | 12/29/2021 | | | | 013598 | MATT BUSCH | 130.98 |
| 82197 | 12/29/2021 | | | | 011575 | MATT CLARK | 240.00 |
| 82198 | 12/29/2021 | | | | 010265 | ROBERT DEBOER | 160.00 |
| 82199 | 12/29/2021 | | | | 010112 | MITCH GAFFER | 165.00 |
| 82200 | 12/29/2021 | | | | 014804 | TED HAEDER | 90.00 |
| 82201 | 12/29/2021 | | | | 010428 | DENNIS HEINZ | 145.00 |
| 82202 | 12/29/2021 | | | | 015135 | TY HOFER | 96.20 |
| 82203 | 12/29/2021 | | | | 010512 | LISA MCCARTY | 35.34 |
| 82204 | 12/29/2021 | | | | 014727 | JETT MCGIRR | 80.00 |
| 82205 | 12/29/2021 | | | | 006242 | MIDCONTINENT COMMUNICATIONS | 1,310.00 |
| 82206 | 12/29/2021 | | | | 014618 | BETH NEITZERT | 889.97 |
| 82207 | 12/29/2021 | | | | 013622 | TIM NIHART | 170.00 |
| 82208 | 12/29/2021 | | | | 010891 | MIKE RUTH | 170.00 |
| 82209 | 12/29/2021 | | | | 014925 | RALYNA SCHILLING | 125.00 |
| 82210 | 12/29/2021 | | | | 014629 | SDMEA | 250.00 |
| 82211 | 12/29/2021 | | | | 014948 | SDMEA | 45.00 |
| 82212 | 12/29/2021 | | | | 014967 | BRITTON STRAND | 1,125.00 |
| 82213 | 12/29/2021 | | | | 015084 | ANDREW ULVESTAD | 90.00 |
| 82214 | 12/29/2021 | | | | 012838 | DAYNA WINTER | 192.95 |
| 82215 | 01/04/2022 | | | | 012110 | ROGER AHLERS | 42.96 |

Checking Account ID: 1

Check Type: Check

| Check Number | Check Date | Cleared | Void | Void Date | Entity ID | Entity Name | Amount | | |
|-------------------------|------------|---------|-------|-----------|-----------|-------------------------------|--------|----------------------|-----------|
| 82216 | 01/04/2022 | | | | 014968 | MYLES BIALAS | 153.00 | | |
| 82217 | 01/04/2022 | | | | 010893 | PAMELA BIEL | 38.66 | | |
| 82218 | 01/04/2022 | | | | 012275 | LINDSEY BREWER | 131.24 | | |
| 82219 | 01/04/2022 | | | | 013175 | CENTURY LINK | 771.61 | | |
| 82220 | 01/04/2022 | | | | 013175 | CENTURY LINK | 158.49 | | |
| 82221 | 01/04/2022 | | | | 014793 | DODIE CHADA | 185.64 | | |
| 82222 | 01/04/2022 | | | | 010947 | DIV OF CRIMINAL INVESTIGATION | 43.25 | | |
| 82223 | 01/04/2022 | | | | 014768 | JOSHUA HAEDER | 174.24 | | |
| 82224 | 01/04/2022 | | | | 012590 | MATTHEW HALTER | 75.00 | | |
| 82225 | 01/04/2022 | | | | 012000 | KELLI HANSON | 185.64 | | |
| 82226 | 01/04/2022 | | | | 011630 | KELLI HELMS | 105.00 | | |
| 82227 | 01/04/2022 | | | | 014451 | HARTMAN KATZ | 75.00 | | |
| 82228 | 01/04/2022 | | | | 010314 | RHONDA KLUDT | 79.81 | | |
| 82229 | 01/04/2022 | | | | 014072 | SHELBY KRAEMER | 185.64 | | |
| 82230 | 01/04/2022 | | | | 014701 | NATE LYON | 85.00 | | |
| 82231 | 01/04/2022 | | | | 014707 | JACKSON TRANDALL | 85.00 | | |
| Check Type Total: | | | Check | | | Void Total: | 135.00 | Total without Voids: | 21,464.71 |
| Checking Account Total: | | 1 | | | | Void Total: | 135.00 | Total without Voids: | 21,464.71 |
| Grand Total: | | | | | | Void Total: | 135.00 | Total without Voids: | 21,464.71 |

Attachment “C”

Custodial Account
Summary Check Register

01/03/2022 3:17 PM

Checking Account ID: 7

Check Type: Check

| Check Number | Check Date | Cleared | Void | Void Date | Entity ID | Entity Name | Amount | | |
|-------------------------|------------|---------|-------|-----------|-----------|---------------------------------|-----------|----------------------|-----------|
| 9976 | 12/06/2021 | | | | 002144 | COBORNS INC | 56.05 | | |
| 9977 | 12/06/2021 | | | | 003401 | FAIR CITY LANES | 306.00 | | |
| 9978 | 12/06/2021 | | | | 800051 | FOREIGN CANDY CO. | 2,270.27 | | |
| 9979 | 12/06/2021 | | | | 012429 | JENNIFER FUCHS | 200.00 | | |
| 9980 | 12/06/2021 | | | | 005751 | LEWIS DRUG | 40.21 | | |
| 9981 | 12/06/2021 | | | | 015133 | ALEX MATTKE | 10.00 | | |
| 9982 | 12/06/2021 | | | | 015131 | NICK MITTELSTEDT | 25.00 | | |
| 9983 | 12/06/2021 | | | | 800131 | NATIONAL FFA ORGANIZATION | 125.00 | | |
| 9984 | 12/06/2021 | | | | 015132 | JEREMIAH NOTARIO | 10.00 | | |
| 9985 | 12/06/2021 | | | | 010032 | RAINBOW FLOWER SHOP | 97.98 | | |
| 9986 | 12/17/2021 | | | | 800083 | KEY CLUB INTERNATIONAL | 687.50 | | |
| 9987 | 12/21/2021 | | | | 012254 | RITA BASZLER | 39.48 | | |
| 9988 | 12/21/2021 | | | | 014973 | ANGEL CLARK | 66.00 | | |
| 9989 | 12/21/2021 | | | | 002144 | COBORNS INC | 52.19 | | |
| 9990 | 12/21/2021 | | | | 010963 | DOMINO'S | 142.35 | | |
| 9991 | 12/21/2021 | | | | 011215 | FBLA-PBL | 345.00 | | |
| 9992 | 12/21/2021 | | | | 012429 | JENNIFER FUCHS | 149.72 | | |
| 9993 | 12/21/2021 | | | | 012681 | KARI HINKER | 71.39 | | |
| 9994 | 12/21/2021 | | | | 011306 | HURON CHAMBER & VISITORS BUREAU | 3,180.00 | | |
| 9995 | 12/21/2021 | | | | 005751 | LEWIS DRUG | 589.87 | | |
| 9996 | 12/21/2021 | | | | 005947 | GLENN MARTINSON | 38.52 | | |
| 9997 | 12/21/2021 | | | | 008009 | SCHOLASTIC, INC | 1,500.00 | | |
| 9998 | 12/21/2021 | | | | 014039 | HEATHER SIEH | 53.64 | | |
| 9999 | 12/21/2021 | | | | 014041 | STUDENT TREASURES LLC | 845.75 | | |
| 10000 | 12/21/2021 | | | | 012838 | DAYNA WINTER | 38.82 | | |
| 10001 | 12/29/2021 | | | | 014091 | BAREFOOT | 2,053.30 | | |
| 10002 | 12/29/2021 | | | | 012275 | LINDSEY BREWER | 80.39 | | |
| 10003 | 12/29/2021 | | | | 014973 | ANGEL CLARK | 29.80 | | |
| 10004 | 12/29/2021 | | | | 014608 | ANNE LARSON | 21.39 | | |
| 10005 | 12/29/2021 | | | | 012461 | MINNTEX CITRUS, INC | 15,249.31 | | |
| 10006 | 12/29/2021 | | | | 007189 | PB SPORTS | 2,337.68 | | |
| 10007 | 12/29/2021 | | | | 010032 | RAINBOW FLOWER SHOP | 74.55 | | |
| 10008 | 12/29/2021 | | | | 014629 | SDMEA | 100.00 | | |
| 10009 | 12/29/2021 | | | | 014259 | WYHE'S CHOICE FUNDRAISING | 3,744.00 | | |
| Check Type Total: | | | Check | | | Void Total: | 0.00 | Total without Voids: | 34,631.16 |
| Checking Account Total: | | 7 | | | | Void Total: | 0.00 | Total without Voids: | 34,631.16 |
| Grand Total: | | | | | | Void Total: | 0.00 | Total without Voids: | 34,631.16 |

Attachment “D”

Financial Reports

- District Insurance & Flex Account
- Huron School District Custodial Accounts
- Balance Sheet
- Revenue Report
- Summary Expenditure Report
- Detail Expenditure Report

Huron School District Insurance and Flex Account

December-2021

| <u>American Bank & Trust</u> | <u>HEALTH</u> | <u>DENTAL</u> | <u>Life</u> | <u>OPT. LIFE</u> | <u>FLEX</u> | <u>Flex Fee</u> | <u>BALANCE</u> |
|----------------------------------|-------------------|-----------------|-----------------|------------------|------------------|-----------------|-------------------|
| BALANCE 11/30/2021 | 86,135.92 | 1,595.82 | 68.21 | 261.67 | 31,913.26 | 6,415.17 | 126,390.05 |
| <u>RECEIPTS</u> | | | | | | | |
| Premiums | 319,285.27 | 3,514.37 | | | | | |
| 2020 Flex Refund | | | | | | | |
| Flex Life | | | 1,523.30 | | 10,464.99 | 399.00 | |
| Loan Interest | 179.17 | | | 885.56 | | | |
| Optional Life | | | | | | | |
| TOTAL RECEIPTS | 319,464.44 | 3,514.37 | 1,523.30 | 885.56 | 10,464.99 | 399.00 | 336,251.66 |
| <u>DISBURSEMENTS</u> | | | | | | | |
| ASBSD - health | 6,378.66 | | | | | | |
| Flex Claims | | | | | 5,443.89 | | |
| Flex Fee | | | | | | 384.75 | |
| Flex Initial Fund | | | | | | | |
| Life | | | 1,523.30 | | | | |
| Optional Life | | | | 836.76 | | | |
| Dental | | 2,457.60 | | | | | |
| TOTAL DISBURSEMENTS | 6,378.66 | 2,457.60 | 1,523.30 | 836.76 | 5,443.89 | 384.75 | 17,024.96 |
| BALANCE 12/31/2021 | 399,221.70 | 2,652.59 | 68.21 | 310.47 | 36,934.36 | 6,429.42 | 445,616.75 |

**Health XFR completed 1/4/2022

| HURON SCHOOL DISTRICT CUSTODIAL ACCOUNTS | | | | |
|---|----------------------|---------------------|---------------------|----------------------|
| December 2021 | | | | |
| MIDDLE SCHOOL ACCOUNTS | | | | |
| Library | \$ 235.66 | \$ - | \$ - | \$ 235.66 |
| Student Council | \$ 8,773.79 | \$ 309.25 | \$ 1,264.80 | \$ 7,818.24 |
| Vocal | \$ 915.68 | \$ 70.00 | \$ 100.00 | \$ 885.68 |
| Industrial Technology/FACS | \$ 1,478.55 | \$ - | \$ - | \$ 1,478.55 |
| Band Club | \$ 4,073.46 | \$ - | \$ - | \$ 4,073.46 |
| MS Parent Advisory Council | \$ 7,079.53 | \$ 20.00 | \$ 38.82 | \$ 7,060.71 |
| Munce's Math Night | \$ 20.63 | \$ - | \$ - | \$ 20.63 |
| Middle School Teachers | \$ 1,305.19 | \$ 50.02 | \$ - | \$ 1,355.21 |
| Destination Imagination | \$ 18,834.52 | \$ 1,350.00 | \$ - | \$ 20,184.52 |
| Kindness Club | \$ 5,057.11 | \$ 950.00 | \$ 53.64 | \$ 5,953.47 |
| MS Quiz Bowl | \$ - | \$ - | \$ - | \$ - |
| MS Orchestra | \$ 2,656.55 | \$ - | \$ - | \$ 2,656.55 |
| TOTAL MIDDLE SCHOOL | \$ 50,430.67 | \$ 2,749.27 | \$ 1,457.26 | \$ 51,722.68 |
| ATHLETIC CLUBS | | | | |
| High School Football | \$ 10,969.08 | \$ - | \$ 56.05 | \$ 10,913.03 |
| High School Volleyball | \$ 4,904.95 | \$ - | \$ - | \$ 4,904.95 |
| High School Gymnastics | \$ 918.70 | \$ - | \$ - | \$ 918.70 |
| High School Girl's BB | \$ 473.53 | \$ - | \$ - | \$ 473.53 |
| Girl's Tennis | \$ 1,592.65 | \$ - | \$ - | \$ 1,592.65 |
| High School Golf | \$ 1,430.23 | \$ - | \$ - | \$ 1,430.23 |
| High School Wrestling | \$ 8,224.12 | \$ - | \$ 2,337.68 | \$ 5,886.44 |
| Cross Country | \$ 2,362.80 | \$ - | \$ - | \$ 2,362.80 |
| Girl's Soccer | \$ 243.62 | \$ - | \$ - | \$ 243.62 |
| Boy's Tennis | \$ 1,600.67 | \$ - | \$ - | \$ 1,600.67 |
| Sideline Cheerleaders | \$ 726.13 | \$ - | \$ - | \$ 726.13 |
| Cheer/Dance | \$ 1,270.11 | \$ 650.00 | \$ - | \$ 1,920.11 |
| Power Lifting | \$ 90.25 | \$ - | \$ - | \$ 90.25 |
| TOTAL ATHLETIC CLUBS | \$ 34,806.84 | \$ 650.00 | \$ 2,393.73 | \$ 33,063.11 |
| OTHER DISTRICT ACCOUNTS | | | | |
| Administrators | \$ 506.55 | \$ - | \$ - | \$ 506.55 |
| SPED Accounts | \$ 10,953.30 | \$ - | \$ 306.00 | \$ 10,647.30 |
| Buchanan Elementary | \$ 15,776.78 | \$ - | \$ - | \$ 15,776.78 |
| Madison PTO | \$ 2,158.37 | \$ 814.56 | \$ 173.80 | \$ 2,799.13 |
| Washington Elementary | \$ 4,617.18 | \$ - | \$ 137.78 | \$ 4,479.40 |
| Huron Tennis Association | \$ 5,590.90 | \$ - | \$ - | \$ 5,590.90 |
| 50/50 | \$ 2,040.50 | \$ 441.50 | \$ - | \$ 2,482.00 |
| Washington PTO | \$ 5,908.80 | \$ - | \$ 4,680.00 | \$ 1,228.80 |
| Interest Earned | \$ 1,096.16 | \$ 198.86 | \$ - | \$ 1,295.02 |
| TOTAL OTHER ACCOUNTS | \$ 48,648.54 | \$ 1,454.92 | \$ 5,297.58 | \$ 44,805.88 |
| MONTH TO DATE | \$ 298,502.58 | \$ 12,310.14 | \$ 34,631.16 | \$ 276,181.56 |

| <u>Account Number</u> | <u>Description</u> | <u>Previous Balance</u> | <u>Current Month</u> | <u>Ending Balance</u> |
|---|-------------------------------------|-------------------------|----------------------|------------------------|
| Fund: 00 | GENERAL LONG-TERM DEBT GROUP | | | |
| | <u>Long-term Liabilities</u> | | | |
| 00 501 | BONDS PAYABLE | 32,740,000.00 | 0.00 | 32,740,000.00 |
| 00 502 | C.O. CERTIFICATES PAYABLE | 11,660,000.00 | 0.00 | 11,660,000.00 |
| 00 504 | ACCRUED LEAVE PAYABLE | 147,120.00 | 0.00 | 147,120.00 |
| 00 509 | OTHER LONG-TERM LIABILITIES | 819,699.70 | 0.00 | 819,699.70 |
| | Long-term Liabilities Subtotal: | <u>45,366,819.70</u> | <u>0.00</u> | <u>45,366,819.70</u> |
| | <u>Fund Balance</u> | | | |
| 00 706 | NET INVESTMENT IN CAPITAL ASSETS | (45,061,742.70) | 0.00 | (45,061,742.70) |
| 00 708 | UNRESTRICTED NET POSITION | (305,077.00) | 0.00 | (305,077.00) |
| | Fund Balance Subtotal: | <u>(45,366,819.70)</u> | <u>0.00</u> | <u>(45,366,819.70)</u> |
| Total Liabilities, Deferred Inflows of Resources, and Fund Equity: | | <u>0.00</u> | <u>0.00</u> | <u>0.00</u> |

| <u>Account Number</u> | <u>Description</u> | <u>Previous Balance</u> | <u>Current Month</u> | <u>Ending Balance</u> |
|--|----------------------------------|-------------------------|----------------------|-----------------------|
| Fund: 10 GENERAL FUND | | | | |
| <u>Current Assets</u> | | | | |
| 10 101 | CASH IN BANK | 4,960,939.97 | (226,213.24) | 4,734,726.73 |
| 10 103 | CASH CHANGE | 12,580.00 | 0.00 | 12,580.00 |
| 10 108 | IMPREST | 25,000.00 | 0.00 | 25,000.00 |
| 10 110 | TAXES RECEIVABLE | 2,108,968.76 | 0.00 | 2,108,968.76 |
| 10 112 | TAXES REC. - DELINQUENT | 65,729.67 | 0.00 | 65,729.67 |
| 10 120 | ACCOUNTS RECEIVABLE | 6,298.17 | 0.00 | 6,298.17 |
| 10 140 | DUE FROM STATE GOVERNMENT | 379,949.40 | 0.00 | 379,949.40 |
| 10 192 | PREPAID WORKERS COMP. EXP. | 37,201.07 | (5,907.36) | 31,293.71 |
| | Current Assets Subtotal: | 7,596,667.04 | (232,120.60) | 7,364,546.44 |
| <u>Other Assets</u> | | | | |
| 10 390 | BUDGETED REVENUE | 22,046,000.00 | 0.00 | 22,046,000.00 |
| 10 392 | LESS: REVENUE RECEIVED | (8,074,009.61) | (1,672,003.34) | (9,746,012.95) |
| | Other Assets Subtotal: | 13,971,990.39 | (1,672,003.34) | 12,299,987.05 |
| Total Assets and Deferred Outflows of Resources: | | 21,568,657.43 | (1,904,123.94) | 19,664,533.49 |
| <u>Current Liabilities</u> | | | | |
| 10 402 | ACCOUNTS PAYABLE | 213,233.23 | (54,288.10) | 158,945.13 |
| 10 404 | CONTRACTS PAYABLE | 0.00 | 0.00 | 0.00 |
| 10 415 | AMOUNT HELD FOR OTHERS | 0.00 | 0.00 | 0.00 |
| 10 451 | FICA TAX | 0.00 | 0.00 | 0.00 |
| 10 452 | RETIREMENT PAYABLE | 0.00 | 0.00 | 0.00 |
| 10 453 | HEALTH INS. PAYABLE | 0.00 | 0.00 | 0.00 |
| 10 454 | PR DEDUCTION-DEPENDENT CARE | 0.00 | 0.00 | 0.00 |
| 10 455 | DUES PAYABLE | 0.00 | 0.00 | 0.00 |
| 10 456 | PR DEDUCTION-TSA | 0.00 | 0.00 | 0.00 |
| 10 457 | MISC DEDUCTS PAYABLE | 5,161.04 | 0.00 | 5,161.04 |
| 10 458 | LIFE PAYABLE | 0.00 | 0.00 | 0.00 |
| 10 459 | PR DEDUCTION-DENTAL | 0.00 | 0.00 | 0.00 |
| 10 460 | CAFETERIA COMP PAYABLE | 0.00 | 0.00 | 0.00 |
| 10 461 | NORDBY CENTER | 0.00 | 0.00 | 0.00 |
| | Current Liabilities Subtotal: | 218,394.27 | (54,288.10) | 164,106.17 |
| <u>Long-term Liabilities</u> | | | | |
| 10 551 | UNAVAILABLE REVENUE - PROP TAXES | 2,174,698.43 | 0.00 | 2,174,698.43 |
| | Long-term Liabilities Subtotal: | 2,174,698.43 | 0.00 | 2,174,698.43 |
| <u>Other Liabilities</u> | | | | |
| 10 603 | ENCUMBRANCES | (43,114.12) | 41,785.41 | (1,328.71) |
| 10 690 | BUDGETED EXPENDITURES | 22,600,000.00 | 0.00 | 22,600,000.00 |
| 10 692 | LESS: EXPENDITURES TO DATE | (7,629,060.34) | (1,849,835.84) | (9,478,896.18) |
| 10 694 | LESS: ENCUMBRANCE COMMITMENTS | 43,114.12 | (41,785.41) | 1,328.71 |

| <u>Account Number</u> | <u>Description</u> | <u>Previous Balance</u> | <u>Current Month</u> | <u>Ending Balance</u> |
|---|-----------------------------|-------------------------|-----------------------|-----------------------|
| | Other Liabilities Subtotal: | 14,970,939.66 | (1,849,835.84) | 13,121,103.82 |
| | | | | |
| <u>Fund Balance</u> | | | | |
| 10 752 | BUDGETED SURPLUS (DEFICIT) | (554,000.00) | 0.00 | (554,000.00) |
| 10 760 | UNASSIGNED | 4,758,625.07 | 0.00 | 4,758,625.07 |
| | Fund Balance Subtotal: | 4,204,625.07 | 0.00 | 4,204,625.07 |
| Total Liabilities, Deferred Inflows of Resources, and Fund Equity: | | 21,568,657.43 | (1,904,123.94) | 19,664,533.49 |

| <u>Account Number</u> | <u>Description</u> | <u>Previous Balance</u> | <u>Current Month</u> | <u>Ending Balance</u> |
|---|----------------------------------|-------------------------|----------------------|-----------------------|
| Fund: 21 CAPITAL OUTLAY FUND | | | | |
| <u>Current Assets</u> | | | | |
| 21 101 | CASH IN BANK | 1,522,278.55 | (87,815.63) | 1,434,462.92 |
| 21 110 | TAXES RECEIVABLE | 1,708,167.79 | 0.00 | 1,708,167.79 |
| 21 112 | TAXES REC. - DELINQUENT | 39,032.92 | 0.00 | 39,032.92 |
| 21 120 | ACCOUNTS RECEIVABLE | 0.00 | 0.00 | 0.00 |
| 21 140 | DUE FROM STATE GOVERNMENT | 538,256.35 | 0.00 | 538,256.35 |
| | Current Assets Subtotal: | <u>3,807,735.61</u> | <u>(87,815.63)</u> | <u>3,719,919.98</u> |
| <u>Other Assets</u> | | | | |
| 21 390 | BUDGETED REVENUE | 6,499,000.00 | 0.00 | 6,499,000.00 |
| 21 392 | LESS: REVENUE RECEIVED | (1,341,838.98) | (410,968.42) | (1,752,807.40) |
| | Other Assets Subtotal: | <u>5,157,161.02</u> | <u>(410,968.42)</u> | <u>4,746,192.60</u> |
| Total Assets and Deferred Outflows of Resources: | | <u>8,964,896.63</u> | <u>(498,784.05)</u> | <u>8,466,112.58</u> |
| <u>Current Liabilities</u> | | | | |
| 21 402 | ACCOUNTS PAYABLE | 498,989.94 | (127,715.17) | 371,274.77 |
| | Current Liabilities Subtotal: | <u>498,989.94</u> | <u>(127,715.17)</u> | <u>371,274.77</u> |
| <u>Long-term Liabilities</u> | | | | |
| 21 551 | UNAVAILABLE REVENUE - PROP TAXES | 1,747,200.71 | 0.00 | 1,747,200.71 |
| | Long-term Liabilities Subtotal: | <u>1,747,200.71</u> | <u>0.00</u> | <u>1,747,200.71</u> |
| <u>Other Liabilities</u> | | | | |
| 21 603 | ENCUMBRANCE COMMITMENTS | (508,072.85) | 15,402.11 | (492,670.74) |
| 21 690 | BUDGETED EXPENDITURES | 7,830,000.00 | 0.00 | 7,830,000.00 |
| 21 692 | LESS: EXPENDITURES TO DATE | (3,857,025.48) | (371,068.88) | (4,228,094.36) |
| 21 694 | LESS: ENCUMBRANCE COMMITMENTS | 508,072.85 | (15,402.11) | 492,670.74 |
| | Other Liabilities Subtotal: | <u>3,972,974.52</u> | <u>(371,068.88)</u> | <u>3,601,905.64</u> |
| <u>Fund Balance</u> | | | | |
| 21 723 | CAPITAL OUTLAY | 4,076,731.46 | 0.00 | 4,076,731.46 |
| 21 752 | BUDGETED SURPLUS (DEFICIT) | (1,331,000.00) | 0.00 | (1,331,000.00) |
| | Fund Balance Subtotal: | <u>2,745,731.46</u> | <u>0.00</u> | <u>2,745,731.46</u> |
| Total Liabilities, Deferred Inflows of Resources, and Fund Equity: | | <u>8,964,896.63</u> | <u>(498,784.05)</u> | <u>8,466,112.58</u> |

| <u>Account Number</u> | <u>Description</u> | <u>Previous Balance</u> | <u>Current Month</u> | <u>Ending Balance</u> |
|---|----------------------------------|-------------------------|----------------------|-----------------------|
| Fund: 22 | SPECIAL EDUCATION FUND | | | |
| <u>Current Assets</u> | | | | |
| 22 101 | CASH IN BANK | 1,542,872.84 | 1,886.43 | 1,544,759.27 |
| 22 110 | TAXES RECEIVABLE | 1,022,187.11 | 0.00 | 1,022,187.11 |
| 22 112 | TAXES REC. - DELINQUENT | 23,578.17 | 0.00 | 23,578.17 |
| 22 140 | DUE FROM STATE GOVERNMENT | 0.00 | 0.00 | 0.00 |
| 22 192 | PREPAID EXPENSES | 7,581.78 | (1,369.81) | 6,211.97 |
| | Current Assets Subtotal: | <u>2,596,219.90</u> | <u>516.62</u> | <u>2,596,736.52</u> |
| <u>Other Assets</u> | | | | |
| 22 390 | BUDGETED REVENUE | 5,333,000.00 | 0.00 | 5,333,000.00 |
| 22 392 | LESS: REVENUE RECEIVED | (1,893,369.41) | (509,536.14) | (2,402,905.55) |
| | Other Assets Subtotal: | <u>3,439,630.59</u> | <u>(509,536.14)</u> | <u>2,930,094.45</u> |
| Total Assets and Deferred Outflows of Resources: | | <u>6,035,850.49</u> | <u>(509,019.52)</u> | <u>5,526,830.97</u> |
| <u>Current Liabilities</u> | | | | |
| 22 402 | ACCOUNTS PAYABLE | 33,987.78 | (12,521.01) | 21,466.77 |
| 22 404 | CONTRACTS PAYABLE | 0.00 | 0.00 | 0.00 |
| 22 451 | FICA TAX | 0.00 | 0.00 | 0.00 |
| 22 452 | RETIREMENT PAYABLE | 0.00 | 0.00 | 0.00 |
| 22 453 | PR DEDUCTION-INSURANCE | 0.00 | 0.00 | 0.00 |
| 22 454 | PR DEDUCTION-DEPENDENT CARE | 0.00 | 0.00 | 0.00 |
| 22 455 | DUES PAYABLE | 0.00 | 0.00 | 0.00 |
| 22 456 | PR DEDUCTION-TSA | 0.00 | 0.00 | 0.00 |
| 22 457 | MISC DEDUCTS PAYABLE | 1,112.24 | 0.00 | 1,112.24 |
| 22 458 | LIFE PAYABLE | 0.00 | 0.00 | 0.00 |
| 22 459 | PR DEDUCTION-DENTAL | 0.00 | 0.00 | 0.00 |
| 22 460 | CAFETERIA COMP PAYABLE | 0.00 | 0.00 | 0.00 |
| 22 461 | NORDBY CENTER | 0.00 | 0.00 | 0.00 |
| | Current Liabilities Subtotal: | <u>35,100.02</u> | <u>(12,521.01)</u> | <u>22,579.01</u> |
| <u>Long-term Liabilities</u> | | | | |
| 22 551 | UNAVAILABLE REVENUE - PROP TAXES | 1,045,765.28 | 0.00 | 1,045,765.28 |
| | Long-term Liabilities Subtotal: | <u>1,045,765.28</u> | <u>0.00</u> | <u>1,045,765.28</u> |
| <u>Other Liabilities</u> | | | | |
| 22 603 | ENCUMBRANCE COMMITMENTS | (575.41) | 0.00 | (575.41) |
| 22 690 | BUDGETED EXPENDITURES | 5,333,000.00 | 0.00 | 5,333,000.00 |
| 22 692 | LESS: EXPENDITURES TO DATE | (1,371,322.30) | (496,498.51) | (1,867,820.81) |
| 22 694 | LESS: ENCUMBRANCE COMMITMENTS | 575.41 | 0.00 | 575.41 |
| | Other Liabilities Subtotal: | <u>3,961,677.70</u> | <u>(496,498.51)</u> | <u>3,465,179.19</u> |
| <u>Fund Balance</u> | | | | |
| 22 724 | SPECIAL EDUCATION | 993,307.49 | 0.00 | 993,307.49 |

| <u>Account Number</u> | <u>Description</u> | <u>Previous Balance</u> | <u>Current Month</u> | <u>Ending Balance</u> |
|-----------------------|---|-------------------------|----------------------|-----------------------|
| 22 752 | BUDGETED SURPLUS (DEFICIT) | 0.00 | 0.00 | 0.00 |
| | Fund Balance Subtotal: | <u>993,307.49</u> | <u>0.00</u> | <u>993,307.49</u> |
| | Total Liabilities, Deferred Inflows of Resources, and Fund Equity: | <u>6,035,850.49</u> | <u>(509,019.52)</u> | <u>5,526,830.97</u> |

| <u>Account Number</u> | <u>Description</u> | <u>Previous Balance</u> | <u>Current Month</u> | <u>Ending Balance</u> |
|--|-------------------------------|-------------------------|----------------------|-----------------------|
| Fund: 25 BUILDING FUND | | | | |
| <u>Current Assets</u> | | | | |
| 25 101 | CASH IN BANK | 2,452.05 | 129.90 | 2,581.95 |
| | Current Assets Subtotal: | <u>2,452.05</u> | <u>129.90</u> | <u>2,581.95</u> |
| <u>Other Assets</u> | | | | |
| 25 390 | BUDGETED REVENUE | 5,000.00 | 0.00 | 5,000.00 |
| 25 392 | LESS: REVENUE RECEIVED | (657.65) | (129.90) | (787.55) |
| | Other Assets Subtotal: | <u>4,342.35</u> | <u>(129.90)</u> | <u>4,212.45</u> |
| Total Assets and Deferred Outflows of Resources: | | <u>6,794.40</u> | <u>0.00</u> | <u>6,794.40</u> |
| <u>Current Liabilities</u> | | | | |
| 25 402 | ACCOUNTS PAYABLE | 0.00 | 0.00 | 0.00 |
| | Current Liabilities Subtotal: | <u>0.00</u> | <u>0.00</u> | <u>0.00</u> |
| <u>Other Liabilities</u> | | | | |
| 25 690 | BUDGETED EXPENDITURES | 5,000.00 | 0.00 | 5,000.00 |
| 25 692 | LESS: EXPENDITURES TO DATE | (3,151.87) | 0.00 | (3,151.87) |
| | Other Liabilities Subtotal: | <u>1,848.13</u> | <u>0.00</u> | <u>1,848.13</u> |
| <u>Fund Balance</u> | | | | |
| 25 727 | AUDITORIUM BUILDING | 4,946.27 | 0.00 | 4,946.27 |
| 25 752 | BUDGETED SURPLUS (DEFICIT) | 0.00 | 0.00 | 0.00 |
| | Fund Balance Subtotal: | <u>4,946.27</u> | <u>0.00</u> | <u>4,946.27</u> |
| Total Liabilities, Deferred Inflows of Resources, and Fund Equity: | | <u>6,794.40</u> | <u>0.00</u> | <u>6,794.40</u> |

| <u>Account Number</u> | <u>Description</u> | <u>Previous Balance</u> | <u>Current Month</u> | <u>Ending Balance</u> |
|---|----------------------------------|-------------------------|----------------------|-----------------------|
| Fund: 32 BOND REDEMPTION FUND-ELEMENTARY | | | | |
| <u>Current Assets</u> | | | | |
| 32 101 | CASH | 176,248.61 | 136,811.97 | 313,060.58 |
| 32 104 | CASH WITH FISCAL AGENT | 15,722,692.19 | 0.00 | 15,722,692.19 |
| 32 110 | TAXES RECEIVABLE-CURRENT | 645,243.24 | 0.00 | 645,243.24 |
| 32 112 | TAXES RECEIVABLE - DELINQUENT | 16,577.62 | 0.00 | 16,577.62 |
| | Current Assets Subtotal: | 16,560,761.66 | 136,811.97 | 16,697,573.63 |
| <u>Other Assets</u> | | | | |
| 32 390 | BUDGETED REVENUE | 1,423,000.00 | 0.00 | 1,423,000.00 |
| 32 392 | LESS: REVENUE RECEIVED | (507,636.06) | (137,561.97) | (645,198.03) |
| | Other Assets Subtotal: | 915,363.94 | (137,561.97) | 777,801.97 |
| Total Assets and Deferred Outflows of Resources: | | 17,476,125.60 | (750.00) | 17,475,375.60 |
| <u>Current Liabilities</u> | | | | |
| 32 402 | ACCOUNTS PAYABLE | 750.00 | (750.00) | 0.00 |
| | Current Liabilities Subtotal: | 750.00 | (750.00) | 0.00 |
| <u>Long-term Liabilities</u> | | | | |
| 32 551 | UNAVAILABLE REVENUE - PROP TAXES | 661,820.86 | 0.00 | 661,820.86 |
| | Long-term Liabilities Subtotal: | 661,820.86 | 0.00 | 661,820.86 |
| <u>Other Liabilities</u> | | | | |
| 32 690 | BUDGETED EXPENDITURES | 1,423,000.00 | 0.00 | 1,423,000.00 |
| 32 692 | LESS: EXPENDITURES TO DATE | (711,843.75) | 0.00 | (711,843.75) |
| | Other Liabilities Subtotal: | 711,156.25 | 0.00 | 711,156.25 |
| <u>Fund Balance</u> | | | | |
| 32 721 | DEBT SERVICE | 16,068,392.82 | 0.00 | 16,068,392.82 |
| 32 752 | BUDGETED SURPLUS (DEFICIT) | 0.00 | 0.00 | 0.00 |
| 32 760 | UNASSIGNED | 34,005.67 | 0.00 | 34,005.67 |
| | Fund Balance Subtotal: | 16,102,398.49 | 0.00 | 16,102,398.49 |
| Total Liabilities, Deferred Inflows of Resources, and Fund Equity: | | 17,476,125.60 | (750.00) | 17,475,375.60 |

| <u>Account Number</u> | <u>Description</u> | <u>Previous Balance</u> | <u>Current Month</u> | <u>Ending Balance</u> |
|---|---------------------------------|-------------------------|----------------------|-----------------------|
| Fund: 51 | SCHOOL NUTRITION FUND | | | |
| <u>Current Assets</u> | | | | |
| 51 101 | CASH IN BANK | 643,672.47 | 19,974.99 | 663,647.46 |
| 51 102 | PETTY CASH | 414.91 | 0.00 | 414.91 |
| 51 103 | CASH CHANGE | 805.00 | 0.00 | 805.00 |
| 51 120 | ACCOUNTS RECEIVABLE | 10,339.17 | (19.78) | 10,319.39 |
| 51 130 | DUE FROM OTHER FUND | 998.18 | 0.00 | 998.18 |
| 51 140 | DUE FROM FED.GOVERNMENT | 176,497.58 | (18,232.10) | 158,265.48 |
| 51 170 | INVENTORY-SUPPLIES/PAPER | 26,811.45 | 2,881.31 | 29,692.76 |
| 51 171 | FOOD INVENTORY | 197,591.68 | 56,959.78 | 254,551.46 |
| 51 172 | COMMODITIES INVENTORY | 6,383.61 | 0.00 | 6,383.61 |
| 51 192 | PREPAID EXP-WORKMEN COMP. | 7,686.74 | (1,459.39) | 6,227.35 |
| | Current Assets Subtotal: | 1,071,200.79 | 60,104.81 | 1,131,305.60 |
| <u>Long-term Assets</u> | | | | |
| 51 204 | EQUIPMENT-LOCAL FUNDS | 631,619.03 | 7,039.60 | 638,658.63 |
| 51 205 | EQUIPMENT-FED.ASSISTANCE | 39,142.46 | 0.00 | 39,142.46 |
| 51 208 | ACCUM DEPR-LOCAL FUNDS | (451,365.86) | 0.00 | (451,365.86) |
| 51 209 | ACCUM DEPR-FEDERAL | (15,618.74) | 0.00 | (15,618.74) |
| | Long-term Assets Subtotal: | 203,776.89 | 7,039.60 | 210,816.49 |
| <u>Other Assets</u> | | | | |
| 51 390 | BUDGETED REVENUE | 1,745,000.00 | 0.00 | 1,745,000.00 |
| 51 392 | LESS: REVENUE RECEIVED | (893,706.21) | (206,323.70) | (1,100,029.91) |
| | Other Assets Subtotal: | 851,293.79 | (206,323.70) | 644,970.09 |
| Total Assets and Deferred Outflows of Resources: | | 2,126,271.47 | (139,179.29) | 1,987,092.18 |
| <u>Current Liabilities</u> | | | | |
| 51 402 | ACCOUNTS PAYABLE | 98,518.63 | (26,854.28) | 71,664.35 |
| 51 404 | CONTRACTS PAYABLE | 70,576.11 | 0.00 | 70,576.11 |
| 51 450 | WITHHOLDING TAXES | 956.84 | 0.00 | 956.84 |
| 51 451 | FICA TAX | 3,950.21 | 0.00 | 3,950.21 |
| 51 452 | RETIREMENT PAYABLE | 3,460.18 | 0.00 | 3,460.18 |
| 51 453 | PR DEDUCTION-INSURANCE | 103.69 | 0.00 | 103.69 |
| 51 457 | MISC DEDUCTS PAYABLE | 0.00 | 0.00 | 0.00 |
| 51 458 | LIFE PAYABLE | 0.00 | 0.00 | 0.00 |
| 51 459 | PR DEDUCTION-DENTAL | 0.00 | 0.00 | 0.00 |
| 51 461 | NORDBY CENTER | 0.00 | 0.00 | 0.00 |
| | Current Liabilities Subtotal: | 177,565.66 | (26,854.28) | 150,711.38 |
| <u>Long-term Liabilities</u> | | | | |
| 51 475 | UNEARNED REVENUE | 44,933.64 | (991.92) | 43,941.72 |
| 51 504 | ACCRUED LEAVE PAYABLE | 11,322.62 | 0.00 | 11,322.62 |
| | Long-term Liabilities Subtotal: | 56,256.26 | (991.92) | 55,264.34 |

| <u>Account Number</u> | <u>Description</u> | <u>Previous Balance</u> | <u>Current Month</u> | <u>Ending Balance</u> |
|---|---------------------------------------|----------------------------|----------------------------|----------------------------|
| <u>Other Liabilities</u> | | | | |
| 51 690 | BUDGETED EXPENDITURES | 1,745,000.00 | 0.00 | 1,745,000.00 |
| 51 692 | LESS: EXPENDITURES TO DATE | (632,861.19) | (111,333.09) | (744,194.28) |
| | Other Liabilities Subtotal: | <u>1,112,138.81</u> | <u>(111,333.09)</u> | <u>1,000,805.72</u> |
| <u>Fund Balance</u> | | | | |
| 51 704 002 | BUDGETED SURPLUS (DEFICIT) | 0.00 | 0.00 | 0.00 |
| 51 706 | NET ASSETS INVESTED IN CAPITAL ASSETS | 79,459.04 | 0.00 | 79,459.04 |
| 51 708 | UNRESTRICTED NET ASSETS | 700,851.70 | 0.00 | 700,851.70 |
| | Fund Balance Subtotal: | <u>780,310.74</u> | <u>0.00</u> | <u>780,310.74</u> |
| Total Liabilities, Deferred Inflows of Resources, and Fund Equity: | | <u><u>2,126,271.47</u></u> | <u><u>(139,179.29)</u></u> | <u><u>1,987,092.18</u></u> |

| <u>Account Number</u> | <u>Description</u> | <u>Previous Balance</u> | <u>Current Month</u> | <u>Ending Balance</u> |
|---|-------------------------------|--------------------------|----------------------|--------------------------|
| Fund: 53 ENTERPRISE FUND | | | | |
| <u>Current Assets</u> | | | | |
| 53 101 | CASH IN BANK | 182,147.29 | 4,667.08 | 186,814.37 |
| 53 103 | CASH CHANGE | 3,261.00 | 0.00 | 3,261.00 |
| 53 170 | KITHCEN SUPPLY-PAPER | 2,623.08 | 61.77 | 2,684.85 |
| 53 171 | FOOD INVENTORY | 25,100.25 | 5,734.78 | 30,835.03 |
| 53 192 | PREPAID EXP-WORKMEN COMP. | 1,118.18 | (25.32) | 1,092.86 |
| | Current Assets Subtotal: | <u>214,249.80</u> | <u>10,438.31</u> | <u>224,688.11</u> |
| <u>Long-term Assets</u> | | | | |
| 53 204 | EQUIPMENT-LOCAL FUNDS | 52,262.75 | 0.00 | 52,262.75 |
| 53 208 | ACCUM.DEPRE.-LOCAL FUNDS | (34,172.54) | 0.00 | (34,172.54) |
| | Long-term Assets Subtotal: | <u>18,090.21</u> | <u>0.00</u> | <u>18,090.21</u> |
| <u>Other Assets</u> | | | | |
| 53 390 | BUDGETED REVENUE | 183,000.00 | 0.00 | 183,000.00 |
| 53 392 | LESS: REVENUE RECEIVED | (40,699.81) | (10,180.58) | (50,880.39) |
| | Other Assets Subtotal: | <u>142,300.19</u> | <u>(10,180.58)</u> | <u>132,119.61</u> |
| Total Assets and Deferred Outflows of Resources: | | <u><u>374,640.20</u></u> | <u><u>257.73</u></u> | <u><u>374,897.93</u></u> |
| <u>Current Liabilities</u> | | | | |
| 53 402 | ACCOUNTS PAYABLE | 3,777.63 | 2,206.96 | 5,984.59 |
| 53 404 | CONTRACTS PAYABLE | 690.71 | 0.00 | 690.71 |
| 53 451 | FICA TAX | 53.05 | 0.00 | 53.05 |
| 53 452 | RETIREMENT PAYABLE | 37.92 | 0.00 | 37.92 |
| | Current Liabilities Subtotal: | <u>4,559.31</u> | <u>2,206.96</u> | <u>6,766.27</u> |
| <u>Other Liabilities</u> | | | | |
| 53 690 | BUDGETED EXPENDITURES | 183,000.00 | 0.00 | 183,000.00 |
| 53 692 | LESS: EXPENDITURES TO DATE | (36,674.20) | (1,949.23) | (38,623.43) |
| | Other Liabilities Subtotal: | <u>146,325.80</u> | <u>(1,949.23)</u> | <u>144,376.57</u> |
| <u>Fund Balance</u> | | | | |
| 53 704 002 | FUND BALANCE DESGN. FY2000 | 0.00 | 0.00 | 0.00 |
| 53 708 | UNRESTRICTED NET ASSETS | 223,755.09 | 0.00 | 223,755.09 |
| | Fund Balance Subtotal: | <u>223,755.09</u> | <u>0.00</u> | <u>223,755.09</u> |
| Total Liabilities, Deferred Inflows of Resources, and Fund Equity: | | <u><u>374,640.20</u></u> | <u><u>257.73</u></u> | <u><u>374,897.93</u></u> |

| <u>Account Number</u> | <u>Description</u> | <u>Previous Balance</u> | <u>Current Month</u> | <u>Ending Balance</u> |
|---|-------------------------------|-------------------------|----------------------|-----------------------|
| Fund: 71 CUSTODIAL FUND | | | | |
| <u>Current Assets</u> | | | | |
| 71 101 | CASH | 298,502.58 | (22,321.02) | 276,181.56 |
| | Current Assets Subtotal: | <u>298,502.58</u> | <u>(22,321.02)</u> | <u>276,181.56</u> |
| <u>Other Assets</u> | | | | |
| 71 392 | Less Rev | (115,516.55) | (12,310.14) | (127,826.69) |
| | Other Assets Subtotal: | <u>(115,516.55)</u> | <u>(12,310.14)</u> | <u>(127,826.69)</u> |
| Total Assets and Deferred Outflows of Resources: | | <u>182,986.03</u> | <u>(34,631.16)</u> | <u>148,354.87</u> |
| <u>Current Liabilities</u> | | | | |
| 71 402 | ACCOUNTS PAYABLE | 0.00 | (56.05) | (56.05) |
| | Current Liabilities Subtotal: | <u>0.00</u> | <u>(56.05)</u> | <u>(56.05)</u> |
| <u>Other Liabilities</u> | | | | |
| 71 692 | LESS: EXPENDITURES TO DATE | (94,849.22) | (34,575.11) | (129,424.33) |
| | Other Liabilities Subtotal: | <u>(94,849.22)</u> | <u>(34,575.11)</u> | <u>(129,424.33)</u> |
| <u>Fund Balance</u> | | | | |
| 71 704 100 | HIGH SCHOOL STUDENT SENATE | 277,835.25 | 0.00 | 277,835.25 |
| | Fund Balance Subtotal: | <u>277,835.25</u> | <u>0.00</u> | <u>277,835.25</u> |
| Total Liabilities, Deferred Inflows of Resources, and Fund Equity: | | <u>182,986.03</u> | <u>(34,631.16)</u> | <u>148,354.87</u> |

| <u>Account Number</u> | <u>Description</u> | <u>Previous Balance</u> | <u>Current Month</u> | <u>Ending Balance</u> |
|---|--------------------------------------|-------------------------|----------------------|-----------------------|
| Fund: 76 SCHOLARSHIP FUND | | | | |
| <u>Current Assets</u> | | | | |
| 76 101 | CASH | 123,291.80 | 0.00 | 123,291.80 |
| 76 106 | SAVINGS CERTIFICATES | 141,519.51 | 0.00 | 141,519.51 |
| | Current Assets Subtotal: | 264,811.31 | 0.00 | 264,811.31 |
| <u>Other Assets</u> | | | | |
| 76 392 | LESS: REVENUE RECEIVED | (4,662.65) | 0.00 | (4,662.65) |
| | Other Assets Subtotal: | (4,662.65) | 0.00 | (4,662.65) |
| Total Assets and Deferred Outflows of Resources: | | 260,148.66 | 0.00 | 260,148.66 |
| <u>Other Liabilities</u> | | | | |
| 76 692 | LESS: EXPENDITURES TO DATE | (25,735.00) | 0.00 | (25,735.00) |
| | Other Liabilities Subtotal: | (25,735.00) | 0.00 | (25,735.00) |
| <u>Fund Balance</u> | | | | |
| 76 704 005 | UNRESERVED FUND BALANCE UNDESIGNATED | 285,883.66 | 0.00 | 285,883.66 |
| | Fund Balance Subtotal: | 285,883.66 | 0.00 | 285,883.66 |
| Total Liabilities, Deferred Inflows of Resources, and Fund Equity: | | 260,148.66 | 0.00 | 260,148.66 |

| <u>Account Number</u> | <u>Description</u> | <u>Previous Balance</u> | <u>Current Month</u> | <u>Ending Balance</u> |
|---|-----------------------------------|-----------------------------|----------------------|-----------------------------|
| Fund: 90 | GENERAL FIXED ASSETS GROUP | | | |
| <u>Long-term Assets</u> | | | | |
| 90 201 | LAND | 1,107,646.00 | 0.00 | 1,107,646.00 |
| 90 202 | BUILDINGS | 45,248,181.14 | 0.00 | 45,248,181.14 |
| 90 203 | IMPROVEMENTS OTHER THAN BLDG | 5,264,987.78 | 0.00 | 5,264,987.78 |
| 90 204 | EQUIPMENT-LOCAL | 6,879,431.03 | 0.00 | 6,879,431.03 |
| 90 205 | EQUIPMENT-FEDERAL ASSIST. | 459,749.71 | 0.00 | 459,749.71 |
| 90 206 | CONSTRUCTION IN PROGRESS | 132,627.35 | 0.00 | 132,627.35 |
| 90 208 | ACCUM DEPRECIATION-LOCAL | (4,561,280.59) | 0.00 | (4,561,280.59) |
| 90 209 | ACCUM DEPR-FEDERAL | (259,976.32) | 0.00 | (259,976.32) |
| 90 210 | ACCUM DEPR-BUILDINGS | (12,076,341.01) | 0.00 | (12,076,341.01) |
| 90 211 | ACCUM DEPR-IMPROVEMENTS | (3,613,677.81) | 0.00 | (3,613,677.81) |
| | Long-term Assets Subtotal: | <u>38,581,347.28</u> | <u>0.00</u> | <u>38,581,347.28</u> |
| Total Assets and Deferred Outflows of Resources: | | <u><u>38,581,347.28</u></u> | <u><u>0.00</u></u> | <u><u>38,581,347.28</u></u> |
| <u>Fund Balance</u> | | | | |
| 90 706 | RETAINED EARNINGS RESERVED FOR | 38,581,347.28 | 0.00 | 38,581,347.28 |
| | Fund Balance Subtotal: | <u>38,581,347.28</u> | <u>0.00</u> | <u>38,581,347.28</u> |
| Total Liabilities, Deferred Inflows of Resources, and Fund Equity: | | <u><u>38,581,347.28</u></u> | <u><u>0.00</u></u> | <u><u>38,581,347.28</u></u> |

GENERAL FUND

| Account Number | Account Description | Current Budget | Revenue During Month | Revenue to Date | % of Budget Received | Budget Balance |
|----------------|-----------------------------------|----------------|----------------------|-----------------|----------------------|----------------|
| 10 | | | | | | |
| 10 1110 | AD VALOREM TAXES | 4,655,000.00 | 371,251.36 | 2,040,721.37 | 43.84 | 2,614,278.63 |
| 10 1111 | MOBILE HOME TAXES | 46,000.00 | 3,187.50 | 14,719.65 | 32.00 | 31,280.35 |
| 10 1120 | PRIOR YEARS TAX | 80,000.00 | 10,222.63 | 29,650.68 | 37.06 | 50,349.32 |
| 10 1130 | TAX DEED REVENUE | 3,000.00 | 0.00 | 0.00 | 0.00 | 3,000.00 |
| 10 1140 | UTILITY TAXES | 424,000.00 | 0.00 | 0.00 | 0.00 | 424,000.00 |
| 10 1190 | PENALTIES & INTEREST | 15,000.00 | 5,201.07 | 10,086.84 | 67.25 | 4,913.16 |
| 10 1210 | REVENUE IN LIEU OF TAXES | 10,000.00 | 0.00 | 7,648.36 | 76.48 | 2,351.64 |
| 10 1312 | TUITION OTHER LEAS IN STATE | 20,000.00 | 8,072.11 | 14,576.58 | 72.88 | 5,423.42 |
| 10 1510 | INTEREST EARNED | 50,000.00 | 10,527.16 | 69,089.13 | 138.18 | (19,089.13) |
| 10 1710 | ADMISSIONS | 80,000.00 | 5,734.93 | 29,732.71 | 37.17 | 50,267.29 |
| 10 1790 | OTHER ACTIVITY INCOME | 20,000.00 | 575.00 | 5,234.92 | 26.17 | 14,765.08 |
| 10 1791 | INDUST. ARTS RESALE-M.S. | 0.00 | 10.00 | 10.00 | 0.00 | (10.00) |
| 10 1792 | INDUST-FINE ARTS & VOC - HS | 2,000.00 | 15.00 | 165.00 | 8.25 | 1,835.00 |
| 10 1910 | RENTALS | 40,000.00 | 2,756.00 | 11,906.00 | 29.77 | 28,094.00 |
| 10 1920 199 | EMPLOYEE BANQUET DONATIONS | 5,000.00 | 0.00 | 0.00 | 0.00 | 5,000.00 |
| 10 1921 | MISCELLANEOUS DONATIONS | 5,000.00 | 16,742.30 | 17,542.30 | 350.85 | (12,542.30) |
| 10 1921 520 | MISC DONATIONS-HOSPITALITY ROOM | 0.00 | 0.00 | 500.00 | 0.00 | (500.00) |
| 10 1950 | UNIVERSAL SERVICE FUND | 75,000.00 | 0.00 | 65,646.34 | 87.53 | 9,353.66 |
| 10 1973 | MEDICAID ADMIN REIMBURSEMENT | 70,000.00 | 15,357.12 | 33,300.98 | 47.57 | 36,699.02 |
| 10 1992 | MISCELLANEOUS | 50,000.00 | 2,787.65 | 19,695.34 | 39.39 | 30,304.66 |
| 10 1992 517 | MISCELLANEOUS-PRESCHOOL | 6,000.00 | 0.00 | 3,350.00 | 55.83 | 2,650.00 |
| 10 1993 | STUDENT ACTIVITY FEE | 6,000.00 | 280.00 | 2,152.40 | 35.87 | 3,847.60 |
| 10 1994 | YEARBOOK SALES | 5,000.00 | 79.50 | 199.50 | 3.99 | 4,800.50 |
| 10 1995 | PLAY PRODUCTIONS | 3,000.00 | 0.00 | 713.00 | 23.77 | 2,287.00 |
| 10 1996 | ARENA SPONSORSHIPS | 50,000.00 | 3,156.25 | 19,446.25 | 38.89 | 30,553.75 |
| 10 1997 | iPAD INSURANCE FEE | 25,000.00 | 1,046.55 | 10,291.80 | 41.17 | 14,708.20 |
| 10 2110 | COUNTY APPORTIONMENT | 240,000.00 | 18,643.63 | 99,099.54 | 41.29 | 140,900.46 |
| 10 2200 | REVENUE IN LIEU OF TAXES | 3,000.00 | 0.00 | 0.00 | 0.00 | 3,000.00 |
| 10 3111 | STATE AID | 13,382,000.00 | 1,152,544.00 | 6,866,517.00 | 51.31 | 6,515,483.00 |
| 10 3112 | STATE-APPORTIONMENT | 240,000.00 | 0.00 | 0.00 | 0.00 | 240,000.00 |
| 10 3114 | STATE-BANK FRANCHISE TAX | 90,000.00 | 0.00 | 0.00 | 0.00 | 90,000.00 |
| 10 3129 962 | OTHER STATE GRANTS | 1,000.00 | 0.00 | 0.00 | 0.00 | 1,000.00 |
| 10 3320 | AUXILIARY PLACEMENT | 125,000.00 | 5,215.03 | 86,934.01 | 69.55 | 38,065.99 |
| 10 4151 | FED GRANTS-OTHER | 45,000.00 | 0.00 | 6,118.00 | 13.60 | 38,882.00 |
| 10 4151 940 | FED GRANTS-FF & VEG | 80,000.00 | 11,778.55 | 35,576.41 | 44.47 | 44,423.59 |
| 10 4151 961 | FED GRANTS-OTHER | 150,000.00 | 18,387.00 | 39,053.00 | 26.04 | 110,947.00 |
| 10 4158 930 | TITLE I-PART A BASIC | 775,000.00 | 0.00 | 0.00 | 0.00 | 775,000.00 |
| 10 4158 931 | TITLE I-PART C-MIGRANT | 250,000.00 | 6,856.00 | 19,531.00 | 7.81 | 230,469.00 |
| 10 4158 932 | TITLE I-PART D-N&D | 110,000.00 | 0.00 | 0.00 | 0.00 | 110,000.00 |
| 10 4158 935 | TITLE I FOCUS & PRIORITY 1003 (a) | 0.00 | 1,200.00 | 6,200.00 | 0.00 | (6,200.00) |
| 10 4159 | TITLE II-PART A | 240,000.00 | 0.00 | 0.00 | 0.00 | 240,000.00 |
| 10 4160 | TITLE III | 125,000.00 | 377.00 | 48,608.00 | 38.89 | 76,392.00 |
| 10 4161 | VOCATIONAL ED(PERKINS GRANT) | 45,000.00 | 0.00 | 21,124.00 | 46.94 | 23,876.00 |

| Account Number | Account Description | Current Budget | Revenue During Month | Revenue to Date | % of Budget Received | Budget Balance |
|----------------|--|----------------|----------------------|-----------------|----------------------|----------------|
| 10 4900 007 | OTHER FEDERAL REVENUE | 10,000.00 | 0.00 | 0.00 | 0.00 | 10,000.00 |
| 10 5110 | TRANSFERS IN | 340,000.00 | 0.00 | 0.00 | 0.00 | 340,000.00 |
| 10 5130 | SALE OF SURPLUS PROPERTY | 50,000.00 | 0.00 | 110,872.84 | 221.75 | (60,872.84) |
| 10 | GENERAL FUND | 22,046,000.00 | 1,672,003.34 | 9,746,012.95 | 44.21 | 12,299,987.05 |
| 21 | CAPITAL OUTLAY FUND | | | | | |
| 21 1110 | AD VALOREM TAXES | 3,759,000.00 | 347,848.42 | 1,668,907.22 | 44.40 | 2,090,092.78 |
| 21 1111 | MOBILE HOME TAXES | 25,000.00 | 2,252.19 | 10,102.90 | 40.41 | 14,897.10 |
| 21 1120 | PRIOR YEARS TAX | 40,000.00 | 7,896.20 | 17,566.98 | 43.92 | 22,433.02 |
| 21 1190 | PENALTIES & INTEREST | 10,000.00 | 5,002.72 | 8,261.41 | 82.61 | 1,738.59 |
| 21 1992 | MISCELLANEOUS | 0.00 | 1,536.15 | 1,536.15 | 0.00 | (1,536.15) |
| 21 4151 | FED GRANTS-OTHER | 265,000.00 | 46,432.74 | 46,432.74 | 17.52 | 218,567.26 |
| 21 4190 924 | ESSER II | 2,400,000.00 | 0.00 | 0.00 | 0.00 | 2,400,000.00 |
| 21 | CAPITAL OUTLAY FUND | 6,499,000.00 | 410,968.42 | 1,752,807.40 | 26.97 | 4,746,192.60 |
| 22 | SPECIAL EDUCATION FUND | | | | | |
| 22 1110 | AD VALOREM TAXES | 2,006,000.00 | 208,157.80 | 998,691.55 | 49.79 | 1,007,308.45 |
| 22 1111 | MOBILE HOME TAXES | 17,000.00 | 1,347.98 | 6,044.13 | 35.55 | 10,955.87 |
| 22 1120 | PRIOR YEARS TAX | 20,000.00 | 4,572.33 | 10,700.64 | 53.50 | 9,299.36 |
| 22 1190 | PENALTIES & INTEREST | 6,000.00 | 2,914.53 | 4,815.42 | 80.26 | 1,184.58 |
| 22 1972 | MEDICAID | 148,000.00 | 7,943.70 | 21,758.41 | 14.70 | 126,241.59 |
| 22 1973 | MEDICAID ADMIN REIMBURSEMENT | 10,000.00 | 2,796.00 | 6,062.00 | 60.62 | 3,938.00 |
| 22 1992 | MISCELLANEOUS | 2,000.00 | 0.00 | 281.38 | 14.07 | 1,718.62 |
| 22 3121 | EXCEPTIONAL CHILDREN | 2,299,000.00 | 193,224.00 | 1,159,349.00 | 50.43 | 1,139,651.00 |
| 22 4151 909 | FED GRANTS-OTHER | 100,000.00 | 0.00 | 0.00 | 0.00 | 100,000.00 |
| 22 4175 901 | IDEA PART B-PRIVATE | 32,000.00 | 6,642.00 | 13,469.00 | 42.09 | 18,531.00 |
| 22 4175 902 | IDEA PART B | 675,000.00 | 5,133.00 | 101,748.00 | 15.07 | 573,252.00 |
| 22 4175 925 | IDEA | 0.00 | 75,583.00 | 75,583.00 | 0.00 | (75,583.00) |
| 22 4186 | IDEA PRESCHOOL & PRIVATE | 11,000.00 | 0.00 | 2,116.00 | 19.24 | 8,884.00 |
| 22 4186 925 | IDEA PRESCHOOL & PRIVATE | 0.00 | 1,192.00 | 1,192.00 | 0.00 | (1,192.00) |
| 22 4187 | BIRTH TO THREE-PART C | 7,000.00 | 29.80 | 1,095.02 | 15.64 | 5,904.98 |
| 22 | SPECIAL EDUCATION FUND | 5,333,000.00 | 509,536.14 | 2,402,905.55 | 45.06 | 2,930,094.45 |
| 25 | BUILDING FUND | | | | | |
| 25 1710 | ADMISSIONS | 5,000.00 | 129.90 | 787.55 | 15.75 | 4,212.45 |
| 25 | BUILDING FUND | 5,000.00 | 129.90 | 787.55 | 15.75 | 4,212.45 |
| 32 | BOND REDEMPTION FUND-ELEMENTARY | | | | | |
| 32 1110 | AD VALOREM TAXES | 1,420,000.00 | 131,398.02 | 630,414.59 | 44.40 | 789,585.41 |
| 32 1111 | MOBILE HOME TAXES | 0.00 | 850.66 | 3,839.77 | 0.00 | (3,839.77) |
| 32 1120 | PRIOR YEARS' AD VALOREM TAXES | 3,000.00 | 3,340.13 | 7,642.44 | 254.75 | (4,642.44) |
| 32 1190 | PENALTIES AND INTEREST ON TAX | 0.00 | 1,973.16 | 3,301.23 | 0.00 | (3,301.23) |
| 32 | BOND REDEMPTION FUND-ELEMENTARY | 1,423,000.00 | 137,561.97 | 645,198.03 | 45.34 | 777,801.97 |
| 51 | SCHOOL NUTRITION FUND | | | | | |
| 51 1510 | INTEREST EARNED | 1,000.00 | 419.59 | 2,232.29 | 223.23 | (1,232.29) |
| 51 1610 | STUDENT LUNCH SALES | 375,000.00 | 0.00 | 0.00 | 0.00 | 375,000.00 |
| 51 1613 | ELEMENTARY MILK SALES | 24,000.00 | 2,191.60 | 13,562.05 | 56.51 | 10,437.95 |

Revenue Report
12/2021

| Account Number | Account Description | Current Budget | Revenue During Month | Revenue to Date | % of Budget Received | Budget Balance |
|----------------|------------------------------|----------------|----------------------|-----------------|----------------------|----------------|
| 51 1615 | STUDENT BREAKFAST | 35,000.00 | 0.00 | 0.00 | 0.00 | 35,000.00 |
| 51 1620 | ADULT LUNCHESES | 20,000.00 | 1,412.40 | 5,499.70 | 27.50 | 14,500.30 |
| 51 1621 | ADULT BREAKFAST | 1,000.00 | 52.70 | 192.20 | 19.22 | 807.80 |
| 51 1630 | HIGH SCHOOL ALA CARTE | 40,000.00 | 2,714.25 | 11,062.00 | 27.66 | 28,938.00 |
| 51 1631 | MS ALA CARTE | 0.00 | 3,973.05 | 24,509.05 | 0.00 | (24,509.05) |
| 51 1635 | SUMMER FEEDING PROGRAM | 0.00 | 0.00 | 144.40 | 0.00 | (144.40) |
| 51 1660 | SUMMER FEEDING MEALS | 60,000.00 | 0.00 | 316.60 | 0.53 | 59,683.40 |
| 51 1670 | DONATED FOOD/LOCAL SOURCE | 0.00 | 0.00 | 6,800.00 | 0.00 | (6,800.00) |
| 51 1690 | MISC REVENUE | 29,000.00 | 1,070.93 | 11,680.10 | 40.28 | 17,319.90 |
| 51 3820 | STATE REIMBURSEMENT | 5,000.00 | 0.00 | 0.00 | 0.00 | 5,000.00 |
| 51 4810 | REVENUE-FEDERAL SOURCES | 800,000.00 | 0.00 | 0.00 | 0.00 | 800,000.00 |
| 51 4811 | REVENUE-FEDERAL AFTER SCHOOL | 10,000.00 | 1,681.00 | 8,015.00 | 80.15 | 1,985.00 |
| 51 4812 | REVENUE-FEDERAL BREAKFAST | 180,000.00 | 0.00 | 0.00 | 0.00 | 180,000.00 |
| 51 4813 | REVENUE - SUMMER FEEDING | 65,000.00 | 192,808.18 | 981,502.15 | 1,510.00 | (916,502.15) |
| 51 4820 | DONATED FOOD-FEDERAL SOURCES | 100,000.00 | 0.00 | 34,514.37 | 34.51 | 65,485.63 |
| 51 | SCHOOL NUTRITION FUND | 1,745,000.00 | 206,323.70 | 1,100,029.91 | 63.04 | 644,970.09 |
| 53 | ENTERPRISE FUND | | | | | |
| 53 1316 953 | NON-CREDIT TUITION | 33,000.00 | 0.00 | 0.00 | 0.00 | 33,000.00 |
| 53 1510 | INTEREST EARNED | 3,000.00 | 116.78 | 695.24 | 23.17 | 2,304.76 |
| 53 1611 | ARENA SALES | 130,000.00 | 10,063.80 | 33,347.65 | 25.65 | 96,652.35 |
| 53 1612 | STADIUM SALES | 14,000.00 | 0.00 | 16,837.50 | 120.27 | (2,837.50) |
| 53 1660 | MISCELLANEOUS SALES | 3,000.00 | 0.00 | 0.00 | 0.00 | 3,000.00 |
| 53 | ENTERPRISE FUND | 183,000.00 | 10,180.58 | 50,880.39 | 27.80 | 132,119.61 |
| 71 | CUSTODIAL FUND | | | | | |
| 71 1730 100 | HIGH SCHOOL STUDENT SENATE | 0.00 | 12,310.14 | 127,826.69 | 0.00 | (127,826.69) |
| 71 | CUSTODIAL FUND | 0.00 | 12,310.14 | 127,826.69 | 0.00 | (127,826.69) |
| 76 | SCHOLARSHIP FUND | | | | | |
| 76 1510 | INTEREST EARNED | 0.00 | 0.00 | 857.52 | 0.00 | (857.52) |
| 76 1920 | CONTRIBUTIONS AND DONATIONS | 0.00 | 0.00 | 3,805.13 | 0.00 | (3,805.13) |
| 76 | SCHOLARSHIP FUND | 0.00 | 0.00 | 4,662.65 | 0.00 | (4,662.65) |
| Grand Total: | | 37,234,000.00 | 2,959,014.19 | 15,831,111.12 | 42.52 | 21,402,888.88 |

Control Expenditure Report by Function

12/2021

10 GENERAL FUND

| Function Number | Current Budget | Expended During Month | Expenditures to Date | % of Budget | Outstanding Encumbrances | Uncommitted Funds |
|-----------------|----------------|-----------------------|----------------------|-------------|--------------------------|-------------------|
| 1111 | 5,172,300.00 | 424,303.89 | 1,819,977.43 | 35.19 | 205.96 | 3,352,116.61 |
| 1121 | 2,458,100.00 | 207,992.43 | 945,284.76 | 39.19 | 18,061.49 | 1,494,753.75 |
| 1131 | 3,118,600.00 | 259,446.67 | 1,151,040.93 | 37.20 | 9,096.03 | 1,958,463.04 |
| 1141 | 0.00 | 930.99 | 3,509.99 | 0.00 | 0.00 | (3,509.99) |
| 1250 | 1,024,700.00 | 87,258.66 | 388,012.78 | 37.87 | 0.00 | 636,687.22 |
| 1273 | 1,135,000.00 | 107,077.00 | 373,300.50 | 32.97 | 853.22 | 760,846.28 |
| 2116 | 0.00 | 9,666.95 | 39,381.12 | 0.00 | 0.00 | (39,381.12) |
| 2122 | 471,500.00 | 46,033.50 | 176,781.64 | 37.49 | 0.00 | 294,718.36 |
| 2128 | 0.00 | 65.88 | 4,616.25 | 0.00 | 0.00 | (4,616.25) |
| 2134 | 111,800.00 | 11,293.35 | 42,301.47 | 37.84 | 0.00 | 69,498.53 |
| 2149 | 5,000.00 | 0.00 | 0.00 | 0.00 | 0.00 | 5,000.00 |
| 2212 | 208,800.00 | 15,331.73 | 91,795.62 | 43.96 | 0.00 | 117,004.38 |
| 2213 | 35,700.00 | 0.00 | 10,411.50 | 29.16 | 0.00 | 25,288.50 |
| 2214 | 0.00 | 0.00 | 1,200.00 | 0.00 | 0.00 | (1,200.00) |
| 2219 | 240,000.00 | 18,700.09 | 78,017.78 | 32.51 | 0.00 | 161,982.22 |
| 2222 | 322,600.00 | 35,564.76 | 127,472.21 | 40.37 | 2,747.45 | 192,380.34 |
| 2227 | 511,900.00 | 39,781.75 | 255,342.78 | 49.88 | 0.00 | 256,557.22 |
| 2311 | 284,000.00 | 2,084.93 | 167,984.21 | 59.15 | 0.00 | 116,015.79 |
| 2314 | 4,500.00 | 0.00 | 0.00 | 0.00 | 0.00 | 4,500.00 |
| 2315 | 14,000.00 | 1,100.00 | 6,600.00 | 47.14 | 0.00 | 7,400.00 |
| 2317 | 20,000.00 | 0.00 | 15,000.00 | 75.00 | 0.00 | 5,000.00 |
| 2319 | 2,000.00 | 0.00 | 0.00 | 0.00 | 0.00 | 2,000.00 |
| 2321 | 293,300.00 | 26,180.67 | 143,585.89 | 48.98 | 65.56 | 149,648.55 |
| 2410 | 939,900.00 | 75,965.70 | 459,833.88 | 48.92 | 0.00 | 480,066.12 |
| 2490 | 380,800.00 | 31,599.89 | 181,879.94 | 47.76 | 0.00 | 198,920.06 |
| 2529 | 465,200.00 | 34,082.77 | 207,187.28 | 44.54 | 0.00 | 258,012.72 |
| 2541 | 164,700.00 | 13,963.53 | 83,436.80 | 50.66 | 0.00 | 81,263.20 |
| 2549 | 2,603,600.00 | 216,383.34 | 1,626,533.42 | 62.47 | 0.00 | 977,066.58 |
| 2551 | 177,500.00 | 17,325.05 | 103,694.06 | 58.42 | 0.00 | 73,805.94 |
| 2552 | 674,600.00 | 48,527.07 | 379,275.82 | 56.22 | 0.00 | 295,324.18 |
| 2554 | 75,000.00 | 6,052.55 | 36,245.33 | 48.33 | 0.00 | 38,754.67 |
| 2569 | 80,000.00 | 11,778.55 | 43,947.36 | 54.93 | 0.00 | 36,052.64 |
| 2642 | 3,000.00 | 0.00 | 204.75 | 6.83 | 0.00 | 2,795.25 |
| 3200 | 32,600.00 | 1,624.33 | 11,282.01 | 34.61 | 0.00 | 21,317.99 |
| 3500 | 150,000.00 | 15,342.78 | 60,513.06 | 40.34 | 0.00 | 89,486.94 |
| 3711 | 0.00 | 3,349.05 | 19,653.71 | 0.00 | 0.00 | (19,653.71) |
| 4400 | 5,000.00 | (724.61) | 8,088.99 | 161.78 | 0.00 | (3,088.99) |
| 4500 | 320,000.00 | 0.00 | 0.00 | 0.00 | 0.00 | 320,000.00 |
| 6100 | 246,800.00 | 21,674.79 | 95,882.94 | 38.85 | 0.00 | 150,917.06 |
| 6111 | 34,000.00 | 2,278.03 | 15,014.95 | 82.95 | 13,188.82 | 5,796.23 |
| 6121 | 33,000.00 | 3,406.94 | 4,973.82 | 22.65 | 2,499.99 | 25,526.19 |
| 6131 | 23,300.00 | 575.00 | 2,197.66 | 9.43 | 0.00 | 21,102.34 |
| 6141 | 14,500.00 | 0.00 | 507.02 | 7.88 | 635.00 | 13,357.98 |

Control Expenditure Report by Function

| Function Number | Current Budget | Expended During Month | Expenditures to Date | % of Budget | Outstanding Encumbrances | Uncommitted Funds |
|-------------------------------------|----------------|-----------------------|----------------------|-------------|--------------------------|-------------------|
| 6151 BOYS CROSS COUNTRY | 3,600.00 | 476.10 | 3,315.50 | 92.10 | 0.00 | 284.50 |
| 6161 BOYS TENNIS | 7,100.00 | 0.00 | 48.34 | 0.68 | 0.00 | 7,051.66 |
| 6171 BOYS GOLF | 5,000.00 | 0.00 | 872.80 | 17.46 | 0.00 | 4,127.20 |
| 6199 BOYS SOCCER | 9,500.00 | 571.50 | 6,263.56 | 89.14 | 2,205.00 | 1,031.44 |
| 6200 FEMALE ACTIVITIES | 213,800.00 | 19,468.36 | 97,094.34 | 45.41 | 0.00 | 116,705.66 |
| 6212 GIRLS BASKETBALL | 31,500.00 | 1,227.64 | 2,594.51 | 16.17 | 2,500.00 | 26,405.49 |
| 6222 GIRLS TRACK | 14,500.00 | 0.00 | 507.02 | 7.88 | 635.00 | 13,357.98 |
| 6232 COMPETITIVE CHEER & DANCE | 24,600.00 | 1,808.79 | 10,114.40 | 41.12 | 0.00 | 14,485.60 |
| 6252 GIRLS CROSS COUNTRY | 3,600.00 | 475.68 | 3,315.08 | 92.09 | 0.00 | 284.92 |
| 6262 GIRLS TENNIS | 7,100.00 | 763.32 | 3,591.51 | 50.58 | 0.00 | 3,508.49 |
| 6272 GIRLS GOLF | 5,000.00 | 0.00 | 640.00 | 12.80 | 0.00 | 4,360.00 |
| 6282 GYMNASTICS | 14,700.00 | 524.15 | 1,375.33 | 19.88 | 1,546.83 | 11,777.84 |
| 6292 GIRLS VOLLEYBALL | 29,500.00 | 6,732.00 | 28,122.76 | 95.33 | 0.00 | 1,377.24 |
| 6299 GIRLS SOCCER | 9,500.00 | 115.92 | 6,931.87 | 72.97 | 0.00 | 2,568.13 |
| 6910 COMBINED CO-CURR ACTIVITIES | 132,900.00 | 11,641.66 | 46,352.04 | 34.88 | 0.00 | 86,547.96 |
| 6911 FIRST AID | 4,000.00 | 0.00 | 643.22 | 16.08 | 0.00 | 3,356.78 |
| 6921 CHEERLEADERS | 3,500.00 | 0.00 | 0.00 | 0.00 | 0.00 | 3,500.00 |
| 6931 ELEMENTARY MUSIC | 11,500.00 | 145.99 | 1,025.82 | 9.16 | 27.99 | 10,446.19 |
| 6932 M.S. VOCAL | 7,000.00 | 250.00 | 450.47 | 6.44 | 0.00 | 6,549.53 |
| 6933 H.S. VOCAL | 17,500.00 | 738.75 | 8,463.55 | 48.36 | 0.00 | 9,036.45 |
| 6934 ORCHESTRA | 35,100.00 | 781.56 | 11,116.58 | 36.49 | 1,689.74 | 22,293.68 |
| 6935 HS BAND | 36,900.00 | 3,708.43 | 16,844.98 | 45.72 | 25.90 | 20,029.12 |
| 6936 MS BAND | 25,000.00 | 483.43 | 12,936.96 | 51.75 | 0.00 | 12,063.04 |
| 6937 5TH GRADE BAND | 10,300.00 | 103.00 | 1,448.89 | 14.07 | 0.00 | 8,851.11 |
| 6941 DEBATE | 29,500.00 | 1,443.22 | 3,239.88 | 10.98 | 0.00 | 26,260.12 |
| 6942 QUIZ BOWL | 2,000.00 | 369.00 | 489.00 | 24.45 | 0.00 | 1,511.00 |
| 6951 PUBLICATIONS-TIGER STRIPES | 8,900.00 | 1,481.48 | 3,549.06 | 111.46 | 6,370.79 | (1,019.85) |
| 6952 PUBLICATIONS-YEARBOOK | 26,000.00 | 0.00 | 23,563.52 | 90.63 | 0.00 | 2,436.48 |
| 6953 DRAMA | 13,600.00 | 507.85 | 2,015.53 | 14.82 | 0.00 | 11,584.47 |
| 10 GENERAL FUND | 22,600,000.00 | 1,849,835.84 | 9,478,896.18 | 42.22 | 62,354.77 | 13,058,749.05 |
| 21 CAPITAL OUTLAY FUND | | | | | | |
| 1111 ELEMENTARY SCHOOLS | 624,000.00 | 5,215.58 | 219,473.09 | 35.17 | 0.00 | 404,526.91 |
| 1121 MIDDLE SCHOOL | 369,000.00 | 1,500.00 | 20,854.26 | 5.65 | 0.00 | 348,145.74 |
| 1131 HIGH SCHOOL | 248,000.00 | 0.00 | 13,859.02 | 5.62 | 88.30 | 234,052.68 |
| 1221 MILD TO MODERATE DISABILITIES | 4,000.00 | 0.00 | 0.00 | 0.00 | 0.00 | 4,000.00 |
| 2212 INST & CURRICULUM DEVELOPMENT | 2,000.00 | 0.00 | 0.00 | 0.00 | 0.00 | 2,000.00 |
| 2222 LIBRARY SERVICES | 78,000.00 | 2,717.19 | 26,865.81 | 56.66 | 17,327.75 | 33,806.44 |
| 2227 TECHNOLOGY IN SCHOOL | 102,000.00 | 2,475.96 | 67,358.92 | 70.05 | 4,096.24 | 30,544.84 |
| 2311 BOARD OF EDUCATION | 20,000.00 | 5,288.00 | 15,170.76 | 75.85 | 0.00 | 4,829.24 |
| 2321 OFFICE OF SUPERINTENDENT | 3,000.00 | 0.00 | 0.00 | 0.00 | 0.00 | 3,000.00 |
| 2490 OTHER SUPPORT SERVICES-SCH ADM | 9,000.00 | 0.00 | 399.00 | 4.43 | 0.00 | 8,601.00 |
| 2529 FISCAL SERVICES | 7,000.00 | 0.00 | 0.00 | 0.00 | 0.00 | 7,000.00 |
| 2535 CONSTRUCTION AND IMPROVEMENTS | 2,000,000.00 | 178,068.67 | 1,678,175.00 | 83.91 | 0.00 | 321,825.00 |
| 2541 OPER & MAINTENANCE DIRECTOR | 2,000.00 | 0.00 | 0.00 | 0.00 | 0.00 | 2,000.00 |

Control Expenditure Report by Function

| Function Number | Current Budget | Expended During Month | Expenditures to Date | % of Budget | Outstanding Encumbrances | Uncommitted Funds |
|---|----------------------|-----------------------|----------------------|--------------|--------------------------|----------------------|
| 2542 CARE/UPKEEP OF BUILDINGS | 1,780,000.00 | 168,598.48 | 810,723.67 | 45.55 | 0.00 | 969,276.33 |
| 2543 CARE/UPKEEP OF GROUNDS | 400,000.00 | 0.00 | 66,722.21 | 16.68 | 0.00 | 333,277.79 |
| 2551 PUPIL TRANSPORTATION DIRECTOR | 2,000.00 | 0.00 | 0.00 | 0.00 | 0.00 | 2,000.00 |
| 2552 VEHICLE OPERATION SERVICES | 226,000.00 | 0.00 | 187,510.96 | 82.97 | 0.00 | 38,489.04 |
| 2569 FOOD SERVICES | 25,000.00 | 0.00 | 515.60 | 2.06 | 0.00 | 24,484.40 |
| 2574 PRINTING-DUPLICATING SVC | 25,000.00 | 7,205.00 | 25,000.00 | 100.00 | 0.00 | 0.00 |
| 5000 DEBT SERVICE | 1,554,000.00 | 0.00 | 1,091,902.51 | 70.26 | 0.00 | 462,097.49 |
| 6910 COMBINED CO-CURR ACTIVITIES | 25,000.00 | 0.00 | 2,263.56 | 19.35 | 2,574.00 | 20,162.44 |
| 6931 ELEMENTARY MUSIC | 25,000.00 | 0.00 | 1,299.99 | 5.20 | 0.00 | 23,700.01 |
| 8110 TRANSFER OUT | 300,000.00 | 0.00 | 0.00 | 0.00 | 0.00 | 300,000.00 |
| 21 CAPITAL OUTLAY FUND | 7,830,000.00 | 371,068.88 | 4,228,094.36 | 54.31 | 24,086.29 | 3,577,819.35 |
| 22 SPECIAL EDUCATION FUND | | | | | | |
| 1221 MILD TO MODERATE DISABILITIES | 1,713,100.00 | 180,867.17 | 607,902.34 | 35.49 | 0.00 | 1,105,197.66 |
| 1222 SEVERE DISABILITIES | 1,807,600.00 | 164,251.78 | 583,362.60 | 32.27 | 0.00 | 1,224,237.40 |
| 1224 RESIDENTIAL PROGRAMS | 180,400.00 | 5,851.57 | 31,734.41 | 17.59 | 0.00 | 148,665.59 |
| 1226 EARLY CHILDHOOD PROGRAMS | 109,800.00 | 9,689.50 | 60,733.48 | 56.91 | 1,758.52 | 47,308.00 |
| 1227 PROLONGED ASSISTANCE PROGRAMS | 44,100.00 | 3,826.99 | 15,387.59 | 34.89 | 0.00 | 28,712.41 |
| 2113 SOCIAL WORK SERVICES | 25,100.00 | 1,741.10 | 7,100.03 | 28.29 | 0.00 | 17,999.97 |
| 2134 NURSE SERVICES | 110,400.00 | 11,693.93 | 42,231.92 | 38.25 | 0.00 | 68,168.08 |
| 2142 PSYCHOLOGICAL TESTING SERVICES | 169,900.00 | 15,242.35 | 60,051.11 | 35.34 | 0.00 | 109,848.89 |
| 2159 OTHER SPEECH PATHOLOGY & AUDIO | 680,900.00 | 57,694.10 | 225,753.51 | 33.16 | 0.00 | 455,146.49 |
| 2171 PHYSICAL THERAPY | 68,700.00 | 8,560.00 | 49,639.88 | 72.26 | 0.00 | 19,060.12 |
| 2172 OCCUPATIONAL THERAPY | 118,500.00 | 11,724.78 | 46,649.41 | 39.37 | 0.00 | 71,850.59 |
| 2213 INST STAFF TRAINING (IN-SERV) | 11,000.00 | 760.41 | 2,578.20 | 23.44 | 0.00 | 8,421.80 |
| 2710 SPED OFFICE OF PRINCIPALS | 181,300.00 | 15,416.30 | 92,991.77 | 51.29 | 0.00 | 88,308.23 |
| 2730 SPED VEHICLE OPERATION SERVICES | 112,200.00 | 9,178.53 | 41,704.56 | 37.17 | 0.00 | 70,495.44 |
| 22 SPECIAL EDUCATION FUND | 5,333,000.00 | 496,498.51 | 1,867,820.81 | 35.06 | 1,758.52 | 3,463,420.67 |
| 25 BUILDING FUND | | | | | | |
| 2539 ACQUISITION OF OTHER BLDGS | 5,000.00 | 0.00 | 3,151.87 | 63.04 | 0.00 | 1,848.13 |
| 25 BUILDING FUND | 5,000.00 | 0.00 | 3,151.87 | 63.04 | 0.00 | 1,848.13 |
| 32 BOND REDEMPTION FUND-ELEMENTARY | | | | | | |
| 5000 DEBT SERVICE | 1,423,000.00 | 0.00 | 711,843.75 | 50.02 | 0.00 | 711,156.25 |
| 32 BOND REDEMPTION FUND-ELEMENTARY | 1,423,000.00 | 0.00 | 711,843.75 | 50.02 | 0.00 | 711,156.25 |
| 51 SCHOOL NUTRITION FUND | | | | | | |
| 2569 FOOD SERVICES | 1,745,000.00 | 111,333.09 | 744,194.28 | 42.65 | 0.00 | 1,000,805.72 |
| 51 SCHOOL NUTRITION FUND | 1,745,000.00 | 111,333.09 | 744,194.28 | 42.65 | 0.00 | 1,000,805.72 |
| 53 ENTERPRISE FUND | | | | | | |
| 2569 FOOD SERVICES | 110,000.00 | 1,949.23 | 13,445.09 | 12.22 | 0.00 | 96,554.91 |
| 3900 OTHER COMMUNITY SERVICES | 33,000.00 | 0.00 | 25,178.34 | 76.30 | 0.00 | 7,821.66 |
| 8110 TRANSFER OUT | 40,000.00 | 0.00 | 0.00 | 0.00 | 0.00 | 40,000.00 |
| 53 ENTERPRISE FUND | 183,000.00 | 1,949.23 | 38,623.43 | 21.11 | 0.00 | 144,376.57 |
| Grand Total: | 39,119,000.00 | 2,830,685.55 | 17,072,624.68 | 43.87 | 88,199.58 | 21,958,175.74 |

Expenditure Report by Function
 12/2021

| Account Number | Account Description | Current Budget | Expended During Month | Year to Date Expenditures | % of Budget Expended | Outstanding Encumbrances |
|-----------------|--------------------------------|---------------------|-----------------------|---------------------------|----------------------|--------------------------|
| 10 | GENERAL FUND | | | | | |
| 1111 | ELEMENTARY SCHOOLS | | | | | |
| 511 | BUCHANAN ELEMENTARY | | | | | |
| 10 1111 511 111 | CERTIFIED SALARIES | 1,090,000.00 | 86,972.04 | 346,336.98 | 31.77 | 0.00 |
| 10 1111 511 112 | PARAPROFESSIONAL SALARIES | 103,000.00 | 12,356.44 | 40,998.53 | 39.80 | 0.00 |
| 10 1111 511 114 | CLASSIFIED SALARIES | 60,000.00 | 6,404.06 | 23,829.95 | 39.72 | 0.00 |
| 10 1111 511 125 | SUBSTITUTE SALARIES | 20,000.00 | 2,659.79 | 12,539.29 | 62.70 | 0.00 |
| 10 1111 511 210 | SOCIAL SECURITY | 97,400.00 | 7,738.05 | 30,262.27 | 31.07 | 0.00 |
| 10 1111 511 220 | RETIREMENT | 76,400.00 | 6,301.78 | 24,529.01 | 32.11 | 0.00 |
| 10 1111 511 230 | GROUP HEALTH/LIFE INS. | 192,000.00 | 15,973.18 | 61,596.60 | 32.08 | 0.00 |
| 10 1111 511 240 | WORKERS COMPENSATION | 5,500.00 | 349.05 | 1,316.55 | 23.94 | 0.00 |
| 10 1111 511 323 | REPAIRS & MTNCE | 20,000.00 | 0.00 | 21,579.74 | 107.90 | 0.00 |
| 10 1111 511 334 | TRAVEL | 2,000.00 | 0.00 | 0.00 | 0.00 | 0.00 |
| 10 1111 511 339 | OTHER TRANSPORTATION SERVICES | 2,000.00 | 0.00 | 0.00 | 0.00 | 0.00 |
| 10 1111 511 340 | COMMUNICATIONS | 2,000.00 | 89.56 | 858.00 | 42.90 | 0.00 |
| 10 1111 511 411 | NON-TECHNOLOGY SUPPLIES | 25,000.00 | 612.74 | 4,149.82 | 17.42 | 205.96 |
| 10 1111 511 412 | TECHNOLOGY SUPPLIES | 5,000.00 | 0.00 | 444.00 | 8.88 | 0.00 |
| 10 1111 511 640 | DUES AND FEES | 1,300.00 | 0.00 | 0.00 | 0.00 | 0.00 |
| | | <u>1,701,600.00</u> | <u>139,456.69</u> | <u>568,440.74</u> | <u>33.42</u> | <u>205.96</u> |
| 511 | BUCHANAN ELEMENTARY | <u>1,701,600.00</u> | <u>139,456.69</u> | <u>568,440.74</u> | <u>33.42</u> | <u>205.96</u> |
| 512 | HURON COLONY ELEMENTARY | <u>1,701,600.00</u> | <u>139,456.69</u> | <u>568,440.74</u> | <u>33.42</u> | <u>205.96</u> |
| | | <u>1,701,600.00</u> | <u>139,456.69</u> | <u>568,440.74</u> | <u>33.42</u> | <u>205.96</u> |
| 10 1111 512 111 | CERTIFIED SALARIES | 99,000.00 | 8,378.50 | 33,250.00 | 33.59 | 0.00 |
| 10 1111 512 125 | SUBSTITUTE SALARIES | 1,700.00 | 120.00 | 180.00 | 10.59 | 0.00 |
| 10 1111 512 210 | SOCIAL SECURITY | 7,800.00 | 626.92 | 2,465.15 | 31.60 | 0.00 |
| 10 1111 512 220 | RETIREMENT | 6,100.00 | 502.71 | 1,995.00 | 32.70 | 0.00 |
| 10 1111 512 230 | GROUP HEALTH/LIFE INS. | 17,000.00 | 1,410.60 | 5,634.60 | 33.14 | 0.00 |
| 10 1111 512 240 | WORKERS COMPENSATION | 1,000.00 | 27.37 | 107.66 | 10.77 | 0.00 |
| 10 1111 512 323 | REPAIRS & MTNCE | 1,000.00 | 0.00 | 995.98 | 99.60 | 0.00 |
| 10 1111 512 334 | TRAVEL | 500.00 | 0.00 | 0.00 | 0.00 | 0.00 |
| 10 1111 512 339 | OTHER TRANSPORTATION SERVICES | 500.00 | 0.00 | 0.00 | 0.00 | 0.00 |
| 10 1111 512 340 | COMMUNICATIONS | 1,500.00 | 1,465.56 | 1,729.78 | 115.32 | 0.00 |
| 10 1111 512 411 | NON-TECHNOLOGY SUPPLIES | 3,500.00 | 153.37 | 153.37 | 4.38 | 0.00 |
| 10 1111 512 412 | TECHNOLOGY SUPPLIES | 500.00 | 0.00 | 426.17 | 85.23 | 0.00 |
| | | <u>140,100.00</u> | <u>12,685.03</u> | <u>46,937.71</u> | <u>33.50</u> | <u>0.00</u> |
| 512 | HURON COLONY ELEMENTARY | <u>140,100.00</u> | <u>12,685.03</u> | <u>46,937.71</u> | <u>33.50</u> | <u>0.00</u> |
| 514 | MADISON ELEMENTARY | <u>140,100.00</u> | <u>12,685.03</u> | <u>46,937.71</u> | <u>33.50</u> | <u>0.00</u> |

Expenditure Report by Function
12/2021

| Account Number | Account Description | Current Budget | Expended During Month | Year to Date Expenditures | % of Budget Expended | Outstanding Encumbrances | Uncommitted Funds |
|-----------------|-------------------------------|----------------|-----------------------|---------------------------|----------------------|--------------------------|-------------------|
| 10 1111 514 111 | CERTIFIED SALARIES | 1,037,000.00 | 90,772.04 | 357,490.36 | 34.47 | 0.00 | 679,509.64 |
| 10 1111 514 112 | PARAPROFESSIONAL SALARIES | 56,000.00 | 7,323.96 | 23,372.88 | 41.74 | 0.00 | 32,627.12 |
| 10 1111 514 114 | CLASSIFIED SALARIES | 29,000.00 | 3,486.55 | 12,567.28 | 43.34 | 0.00 | 16,432.72 |
| 10 1111 514 125 | SUBSTITUTE SALARIES | 20,000.00 | 2,149.72 | 12,716.99 | 63.58 | 0.00 | 7,283.01 |
| 10 1111 514 210 | SOCIAL SECURITY | 87,400.00 | 7,625.72 | 29,812.28 | 34.11 | 0.00 | 57,587.72 |
| 10 1111 514 220 | RETIREMENT | 68,600.00 | 6,017.11 | 23,305.74 | 33.97 | 0.00 | 45,294.26 |
| 10 1111 514 230 | GROUP HEALTH/LIFE INS. | 173,000.00 | 15,319.81 | 61,297.25 | 35.43 | 0.00 | 111,702.75 |
| 10 1111 514 240 | WORKERS COMPENSATION | 5,500.00 | 334.46 | 1,248.73 | 22.70 | 0.00 | 4,251.27 |
| 10 1111 514 323 | REPAIRS & MTNCE | 15,000.00 | 0.00 | 16,634.33 | 110.90 | 0.00 | (1,634.33) |
| 10 1111 514 334 | TRAVEL | 2,000.00 | 0.00 | 0.00 | 0.00 | 0.00 | 2,000.00 |
| 10 1111 514 339 | OTHER TRANSPORTATION SERVICES | 2,000.00 | 0.00 | 0.00 | 0.00 | 0.00 | 2,000.00 |
| 10 1111 514 340 | COMMUNICATIONS | 2,000.00 | 89.56 | 858.00 | 42.90 | 0.00 | 1,142.00 |
| 10 1111 514 411 | NON-TECHNOLOGY SUPPLIES | 23,000.00 | 439.14 | 7,465.40 | 32.46 | 0.00 | 15,534.60 |
| 10 1111 514 412 | TECHNOLOGY SUPPLIES | 4,000.00 | 0.00 | 702.96 | 17.57 | 0.00 | 3,297.04 |
| 10 1111 514 640 | DUES AND FEES | 1,300.00 | 0.00 | 0.00 | 0.00 | 0.00 | 1,300.00 |
| 514 | MADISON ELEMENTARY | 1,525,800.00 | 133,558.07 | 547,472.20 | 35.88 | 0.00 | 978,327.80 |
| 516 | WASHINGTON ELEMENTARY | 1,525,800.00 | 133,558.07 | 547,472.20 | 35.88 | 0.00 | 978,327.80 |
| 514 | MADISON ELEMENTARY | 1,525,800.00 | 133,558.07 | 547,472.20 | 35.88 | 0.00 | 978,327.80 |
| 10 1111 516 111 | CERTIFIED SALARIES | 1,100,000.00 | 93,010.81 | 368,249.26 | 33.48 | 0.00 | 731,750.74 |
| 10 1111 516 114 | CLASSIFIED SALARIES | 29,000.00 | 3,109.92 | 13,286.15 | 45.81 | 0.00 | 15,713.85 |
| 10 1111 516 125 | SUBSTITUTE SALARIES | 20,000.00 | 2,408.55 | 10,419.79 | 52.10 | 0.00 | 9,580.21 |
| 10 1111 516 210 | SOCIAL SECURITY | 87,900.00 | 7,279.44 | 28,917.46 | 32.90 | 0.00 | 58,982.54 |
| 10 1111 516 220 | RETIREMENT | 69,000.00 | 5,735.74 | 22,631.08 | 32.80 | 0.00 | 46,368.92 |
| 10 1111 516 230 | GROUP HEALTH/LIFE INS. | 170,000.00 | 13,058.46 | 52,045.48 | 30.61 | 0.00 | 117,954.52 |
| 10 1111 516 240 | WORKERS COMPENSATION | 5,000.00 | 316.58 | 1,215.58 | 24.31 | 0.00 | 3,784.42 |
| 10 1111 516 323 | REPAIRS & MTNCE | 15,000.00 | 0.00 | 6,234.59 | 41.56 | 0.00 | 8,765.41 |
| 10 1111 516 334 | TRAVEL | 2,000.00 | 0.00 | 0.00 | 0.00 | 0.00 | 2,000.00 |
| 10 1111 516 339 | OTHER TRANSPORTATION SERVICES | 2,000.00 | 0.00 | 0.00 | 0.00 | 0.00 | 2,000.00 |
| 10 1111 516 340 | COMMUNICATIONS | 2,000.00 | 89.56 | 858.00 | 42.90 | 0.00 | 1,142.00 |
| 10 1111 516 411 | NON-TECHNOLOGY SUPPLIES | 21,000.00 | 75.47 | 5,449.48 | 25.95 | 0.00 | 15,550.52 |
| 10 1111 516 412 | TECHNOLOGY SUPPLIES | 3,000.00 | 0.00 | 1,182.49 | 39.42 | 0.00 | 1,817.51 |
| 10 1111 516 640 | DUES AND FEES | 1,300.00 | 0.00 | 0.00 | 0.00 | 0.00 | 1,300.00 |
| 514 | WASHINGTON ELEMENTARY | 1,527,200.00 | 125,084.53 | 510,489.36 | 33.43 | 0.00 | 1,016,710.64 |
| 516 | WASHINGTON ELEMENTARY | 1,527,200.00 | 125,084.53 | 510,489.36 | 33.43 | 0.00 | 1,016,710.64 |
| 514 | WASHINGTON ELEMENTARY | 1,527,200.00 | 125,084.53 | 510,489.36 | 33.43 | 0.00 | 1,016,710.64 |
| 518 | RIVERSIDE COLONY ELEMENTARY | 110,000.00 | 9,308.75 | 37,235.00 | 33.85 | 0.00 | 72,765.00 |
| 10 1111 518 111 | CERTIFIED SALARIES | 110,000.00 | 9,308.75 | 37,235.00 | 33.85 | 0.00 | 72,765.00 |

Expenditure Report by Function

Huron School District 2-2

| Account Number | Account Description | Current Budget | Expended During Month | Year to Date Expenditures | % of Budget Expended | Outstanding Encumbrances | Uncommitted Funds |
|-------------------------|-------------------------------|----------------|-----------------------|---------------------------|----------------------|--------------------------|-------------------|
| 10 1111 518 125 | SUBSTITUTE SALARIES | 1,700.00 | 0.00 | 0.00 | 0.00 | 0.00 | 1,700.00 |
| 10 1111 518 210 | SOCIAL SECURITY | 8,600.00 | 712.12 | 2,848.46 | 33.12 | 0.00 | 5,751.54 |
| 10 1111 518 220 | RETIREMENT | 6,800.00 | 558.53 | 2,234.12 | 32.85 | 0.00 | 4,565.88 |
| 10 1111 518 230 | HEALTH INSURANCE | 17,000.00 | 1,405.85 | 5,615.60 | 33.03 | 0.00 | 11,384.40 |
| 10 1111 518 240 | WORKMENS COMPENSATION | 1,000.00 | 29.96 | 119.89 | 11.99 | 0.00 | 880.11 |
| 10 1111 518 323 | REPAIRS & MTNCE | 1,000.00 | 0.00 | 750.00 | 75.00 | 0.00 | 250.00 |
| 10 1111 518 334 | TRAVEL | 500.00 | 0.00 | 0.00 | 0.00 | 0.00 | 500.00 |
| 10 1111 518 339 | OTHER TRANSPORTATION SERVICES | 500.00 | 0.00 | 0.00 | 0.00 | 0.00 | 500.00 |
| 10 1111 518 340 | COMMUNICATION | 1,500.00 | 1,465.56 | 1,729.78 | 115.32 | 0.00 | (229.78) |
| 10 1111 518 411 | NON-TECHNOLOGY SUPPLIES | 3,500.00 | 38.80 | 245.33 | 7.01 | 0.00 | 3,254.67 |
| 10 1111 518 412 | TECHNOLOGY SUPPLIES | 500.00 | 0.00 | 0.00 | 0.00 | 0.00 | 500.00 |
| 518 | RIVERSIDE COLONY ELEMENTARY | 152,600.00 | 13,519.57 | 50,778.18 | 33.28 | 0.00 | 101,821.82 |
| 923 | FUTP 60 | 152,600.00 | 13,519.57 | 50,778.18 | 33.28 | 0.00 | 101,821.82 |
| 000 | DISTRICT | 152,600.00 | 13,519.57 | 50,778.18 | 33.28 | 0.00 | 101,821.82 |
| 006 | WASHINGTON | 0.00 | 0.00 | 138.44 | 0.00 | 0.00 | (138.44) |
| 10 1111 923 411 000 006 | NON-TECHNOLOGY SUPPLIES | 0.00 | 0.00 | 138.44 | 0.00 | 0.00 | (138.44) |
| 006 | WASHINGTON | 0.00 | 0.00 | 138.44 | 0.00 | 0.00 | (138.44) |
| 000 | DISTRICT | 0.00 | 0.00 | 138.44 | 0.00 | 0.00 | (138.44) |
| 923 | FUTP 60 | 0.00 | 0.00 | 138.44 | 0.00 | 0.00 | (138.44) |
| 925 | ESSER III FUNDS | 0.00 | 0.00 | 0.00 | 0.00 | 0.00 | 0.00 |
| 200 | 20% LEARNING LOSS | 0.00 | 0.00 | 0.00 | 0.00 | 0.00 | 0.00 |
| 001 | BUCHANAN | 0.00 | 0.00 | 9,548.00 | 0.00 | 0.00 | (9,548.00) |
| 10 1111 925 319 200 001 | PROFESSIONAL SERVICES | 0.00 | 0.00 | 9,548.00 | 0.00 | 0.00 | (9,548.00) |
| 10 1111 925 411 200 001 | NON-TECHNOLOGY SUPPLIES | 0.00 | 0.00 | 33,750.00 | 0.00 | 0.00 | (33,750.00) |
| 001 | BUCHANAN | 0.00 | 0.00 | 43,298.00 | 0.00 | 0.00 | (43,298.00) |
| 002 | HURON COLONY | 0.00 | 0.00 | 867.00 | 0.00 | 0.00 | (867.00) |
| 10 1111 925 319 200 002 | PROFESSIONAL SERVICES | 0.00 | 0.00 | 867.00 | 0.00 | 0.00 | (867.00) |
| 002 | HURON COLONY | 0.00 | 0.00 | 867.00 | 0.00 | 0.00 | (867.00) |
| 004 | MADISON | 0.00 | 0.00 | 9,082.00 | 0.00 | 0.00 | (9,082.00) |
| 10 1111 925 319 200 004 | PROFESSIONAL SERVICES | 0.00 | 0.00 | 9,082.00 | 0.00 | 0.00 | (9,082.00) |
| 10 1111 925 411 200 004 | NON-TECHNOLOGY SUPPLIES | 0.00 | 0.00 | 11,229.00 | 0.00 | 0.00 | (11,229.00) |
| 004 | MADISON | 0.00 | 0.00 | 20,311.00 | 0.00 | 0.00 | (20,311.00) |
| 006 | WASHINGTON | 0.00 | 0.00 | 9,634.00 | 0.00 | 0.00 | (9,634.00) |
| 10 1111 925 319 200 006 | PROFESSIONAL SERVICES | 0.00 | 0.00 | 9,634.00 | 0.00 | 0.00 | (9,634.00) |
| 10 1111 925 411 200 006 | NON-TECHNOLOGY SUPPLIES | 0.00 | 0.00 | 11,229.00 | 0.00 | 0.00 | (11,229.00) |
| 006 | WASHINGTON | 0.00 | 0.00 | 20,863.00 | 0.00 | 0.00 | (20,863.00) |
| 008 | RIVERSIDE COLONY | 0.00 | 0.00 | 963.00 | 0.00 | 0.00 | (963.00) |
| 10 1111 925 319 200 008 | PROFESSIONAL SERVICES | 0.00 | 0.00 | 963.00 | 0.00 | 0.00 | (963.00) |
| 008 | RIVERSIDE COLONY | 0.00 | 0.00 | 963.00 | 0.00 | 0.00 | (963.00) |

200 20% LEARNING LOSS

800 80% SUSTAINING

001 BUCHANAN

10 1111 925 411 800 001

001 BUCHANAN

004 MADISON

10 1111 925 411 800 004

004 MADISON

006 WASHINGTON

10 1111 925 411 800 006

006 WASHINGTON

800 80% SUSTAINING

925 ESSER III FUNDS

991 TITLE III

10 1111 991 111

10 1111 991 210

10 1111 991 220

10 1111 991 240

10 1111 991 319

10 1111 991 334

10 1111 991 411

10 1111 991 412

991 TITLE III

992 TITLE III IMMIGRANT

10 1111 992 112

10 1111 992 210

10 1111 992 220

10 1111 992 230

10 1111 992 240

10 1111 992 411

992 TITLE III IMMIGRANT

10 1111 992 112

10 1111 992 210

10 1111 992 220

10 1111 992 230

10 1111 992 240

10 1111 992 411

992 TITLE III IMMIGRANT

10 1111 992 112

10 1111 992 210

10 1111 992 220

10 1111 992 230

10 1111 992 240

10 1111 992 411

992 TITLE III IMMIGRANT

10 1111 992 112

10 1111 992 210

10 1111 992 220

10 1111 992 230

10 1111 992 240

10 1111 992 411

992 TITLE III IMMIGRANT

10 1111 992 112

10 1111 992 210

10 1111 992 220

10 1111 992 230

10 1111 992 240

10 1111 992 411

992 TITLE III IMMIGRANT

10 1111 992 112

10 1111 992 210

10 1111 992 220

10 1111 992 230

10 1111 992 240

10 1111 992 411

992 TITLE III IMMIGRANT

10 1111 992 112

10 1111 925 411 800 001

10 1111 925 411 800 004

10 1111 925 411 800 006

10 1111 925 411 800 001

10 1111 925 411 800 004

10 1111 925 411 800 006

10 1111 925 411 800 001

10 1111 925 411 800 004

10 1111 925 411 800 006

10 1111 925 411 800 001

10 1111 925 411 800 004

10 1111 925 411 800 006

10 1111 925 411 800 001

10 1111 925 411 800 004

10 1111 925 411 800 006

10 1111 925 411 800 001

10 1111 925 411 800 004

10 1111 925 411 800 006

10 1111 925 411 800 001

10 1111 925 411 800 004

10 1111 925 411 800 006

10 1111 925 411 800 001

10 1111 925 411 800 004

10 1111 925 411 800 006

10 1111 925 411 800 001

10 1111 925 411 800 004

10 1111 925 411 800 006

10 1111 925 411 800 001

10 1111 925 411 800 004

10 1111 925 411 800 006

10 1111 925 411 800 001

10 1111 925 411 800 004

10 1111 925 411 800 006

10 1111 925 411 800 001

10 1111 925 411 800 004

10 1111 925 411 800 006

10 1111 925 411 800 001

10 1111 925 411 800 004

10 1111 925 411 800 006

10 1111 925 411 800 001

10 1111 925 411 800 004

10 1111 925 411 800 006

10 1111 925 411 800 001

10 1111 925 411 800 004

10 1111 925 411 800 006

10 1111 925 411 800 001

10 1111 925 411 800 004

10 1111 925 411 800 006

10 1111 925 411 800 001

10 1111 925 411 800 004

10 1111 925 411 800 006

10 1111 925 411 800 001

10 1111 925 411 800 004

10 1111 925 411 800 006

10 1111 925 411 800 001

10 1111 925 411 800 004

10 1111 925 411 800 006

10 1111 925 411 800 001

10 1111 925 411 800 004

10 1111 925 411 800 006

10 1111 925 411 800 001

10 1111 925 411 800 004

10 1111 925 411 800 006

10 1111 925 411 800 001

10 1111 925 411 800 004

10 1111 925 411 800 001

10 1111 925 411 800 004

10 1111 925 411 800 006

10 1111 925 411 800 001

10 1111 925 411 800 004

10 1111 925 411 800 006

10 1111 925 411 800 001

10 1111 925 411 800 004

10 1111 925 411 800 006

10 1111 925 411 800 001

10 1111 925 411 800 004

10 1111 925 411 800 006

10 1111 925 411 800 001

10 1111 925 411 800 004

10 1111 925 411 800 006

10 1111 925 411 800 001

10 1111 925 411 800 004

10 1111 925 411 800 006

10 1111 925 411 800 001

10 1111 925 411 800 004

10 1111 925 411 800 006

10 1111 925 411 800 001

10 1111 925 411 800 004

10 1111 925 411 800 006

10 1111 925 411 800 001

10 1111 925 411 800 004

10 1111 925 411 800 006

10 1111 925 411 800 001

Expenditure Report by Function
12/2021

Account Description
Current Budget Expended During Month
Year to Date Expenditures
% of Budget Expended
Outstanding Encumbrances

007 LSS REFUGEE IMPACT GRANT

| | | | | | | | |
|-----------------|-----------------------|-----------|----------|----------|-------|------|------------|
| 10 1121 007 114 | CLASSIFIED SALARIES | 8,100.00 | 1,078.54 | 6,471.24 | 79.89 | 0.00 | 1,628.76 |
| 10 1121 007 210 | SOCIAL SECURITY | 700.00 | 80.56 | 483.36 | 69.05 | 0.00 | 216.64 |
| 10 1121 007 220 | RETIREMENT | 500.00 | 64.71 | 388.26 | 77.65 | 0.00 | 111.74 |
| 10 1121 007 230 | HEALTH INSURANCE | 0.00 | 211.10 | 1,264.65 | 0.00 | 0.00 | (1,264.65) |
| 10 1121 007 240 | WORKERS' COMPENSATION | 100.00 | 3.47 | 20.82 | 20.82 | 0.00 | 79.18 |
| 10 1121 007 340 | COMMUNICATION | 600.00 | 0.00 | 0.00 | 0.00 | 0.00 | 600.00 |
| | | 10,000.00 | 1,438.38 | 8,628.33 | 86.28 | 0.00 | 1,371.67 |
| | | 10,000.00 | 1,438.38 | 8,628.33 | 86.28 | 0.00 | 1,371.67 |
| | | 10,000.00 | 1,438.38 | 8,628.33 | 86.28 | 0.00 | 1,371.67 |

007 LSS REFUGEE IMPACT GRANT

600 MIDDLE SCHOOL

| | | | | | | | |
|-----------------|-------------------------------|--------------|------------|------------|-------|--------|--------------|
| 10 1121 600 111 | CERTIFIED SALARIES | 1,725,000.00 | 144,961.69 | 583,550.17 | 33.83 | 0.00 | 1,141,449.83 |
| 10 1121 600 112 | PARAPROFESSIONAL SALARIES | 25,000.00 | 0.00 | 0.00 | 0.00 | 0.00 | 25,000.00 |
| 10 1121 600 114 | CLASSIFIED SALARIES | 45,000.00 | 6,470.17 | 29,093.72 | 64.65 | 0.00 | 15,906.28 |
| 10 1121 600 125 | SUBSTITUTE SALARIES | 30,000.00 | 6,927.14 | 18,836.21 | 62.79 | 0.00 | 11,163.79 |
| 10 1121 600 210 | SOCIAL SECURITY | 139,700.00 | 11,527.92 | 45,999.56 | 32.93 | 0.00 | 93,700.44 |
| 10 1121 600 220 | RETIREMENT | 109,500.00 | 9,022.88 | 36,470.25 | 33.31 | 0.00 | 73,029.75 |
| 10 1121 600 230 | GROUP HEALTH/LIFE INS. | 300,000.00 | 25,318.44 | 100,008.15 | 33.34 | 0.00 | 199,991.85 |
| 10 1121 600 240 | WORKERS COMPENSATION | 5,000.00 | 510.04 | 2,074.53 | 41.49 | 0.00 | 2,925.47 |
| 10 1121 600 319 | PROFESSIONAL SERVICES | 1,500.00 | 0.00 | 0.00 | 0.00 | 0.00 | 1,500.00 |
| 10 1121 600 323 | REPAIRS & MTNCE | 15,000.00 | 0.00 | 14,717.83 | 98.12 | 0.00 | 282.17 |
| 10 1121 600 334 | TRAVEL | 3,000.00 | 0.00 | 142.14 | 4.74 | 0.00 | 2,857.86 |
| 10 1121 600 339 | OTHER TRANSPORTATION SERVICES | 3,000.00 | 0.00 | 0.00 | 0.00 | 0.00 | 3,000.00 |
| 10 1121 600 340 | COMMUNICATIONS | 3,600.00 | 111.95 | 3,546.00 | 98.50 | 0.00 | 54.00 |
| 10 1121 600 411 | NON-TECHNOLOGY SUPPLIES | 37,000.00 | 1,703.82 | 19,778.19 | 54.46 | 371.24 | 16,850.57 |
| 10 1121 600 412 | TECHNOLOGY SUPPLIES | 5,000.00 | 0.00 | 325.00 | 6.50 | 0.00 | 4,675.00 |
| 10 1121 600 640 | DUES & FEES | 800.00 | 0.00 | 0.00 | 0.00 | 0.00 | 800.00 |
| | | 2,448,100.00 | 206,554.05 | 854,541.75 | 34.92 | 371.24 | 1,593,187.01 |
| | | 2,448,100.00 | 206,554.05 | 854,541.75 | 34.92 | 371.24 | 1,593,187.01 |
| | | 2,448,100.00 | 206,554.05 | 854,541.75 | 34.92 | 371.24 | 1,593,187.01 |

600 MIDDLE SCHOOL

925 ESSER III FUNDS

200 20% LEARNING LOSS

009 MIDDLE SCHOOL

| | | | | | | | |
|-------------------------|-------------------------|------|------|-----------|------|-----------|-------------|
| 10 1121 925 319 200 009 | PROFESSIONAL SERVICES | 0.00 | 0.00 | 15,108.00 | 0.00 | 0.00 | (15,108.00) |
| 10 1121 925 411 200 009 | NON-TECHNOLOGY SUPPLIES | 0.00 | 0.00 | 43,629.00 | 0.00 | 17,690.25 | (61,319.25) |
| 10 1121 925 479 200 009 | SUPPLIES (NON-CONSUM) | 0.00 | 0.00 | 20,238.08 | 0.00 | 0.00 | (20,238.08) |
| 009 MIDDLE SCHOOL | | 0.00 | 0.00 | 78,975.08 | 0.00 | 17,690.25 | (96,665.33) |
| 200 20% LEARNING LOSS | | 0.00 | 0.00 | 78,975.08 | 0.00 | 17,690.25 | (96,665.33) |

Expenditure Report by Function

Huron School District 2-2
01/06/2022 09:31 AM

Account Number Account Description Current Budget Expended During Month Year to Date Expenditures % of Budget Expended Outstanding Encumbrances Uncommitted Funds

800 80% SUSTAINING

| | | | | | | | |
|-------------------------|-------------------------|--------------|------------|------------|-------|-----------|--------------|
| 009 MIDDLE SCHOOL | NON-TECHNOLOGY SUPPLIES | 0.00 | 0.00 | 3,139.60 | 0.00 | 0.00 | (3,139.60) |
| 10 1121 925 411 800 009 | | 0.00 | 0.00 | 3,139.60 | 0.00 | 0.00 | (3,139.60) |
| 009 MIDDLE SCHOOL | | 0.00 | 0.00 | 3,139.60 | 0.00 | 0.00 | (3,139.60) |
| 800 80% SUSTAINING | | 0.00 | 0.00 | 82,114.68 | 0.00 | 17,690.25 | (99,804.93) |
| 925 ESSER III FUNDS | | 2,458,100.00 | 207,992.43 | 945,284.76 | 39.19 | 18,061.49 | 1,494,753.75 |
| 1121 MIDDLE SCHOOL | | | | | | | |

1131 HIGH SCHOOL

700 HIGH SCHOOL

| | | | | | | | |
|-----------------|-------------------------------|--------------|------------|------------|--------|----------|--------------|
| 10 1131 700 111 | CERTIFIED SALARIES | 1,550,000.00 | 125,808.30 | 499,072.09 | 32.20 | 0.00 | 1,050,927.91 |
| 10 1131 700 112 | PARAPROFESSIONAL SALARIES | 52,000.00 | 5,142.07 | 15,808.72 | 30.40 | 0.00 | 36,191.28 |
| 10 1131 700 114 | CLASSIFIED SALARIES | 90,000.00 | 7,671.19 | 41,723.20 | 46.36 | 0.00 | 48,276.80 |
| 10 1131 700 125 | SUBSTITUTE SALARIES | 26,000.00 | 5,673.23 | 16,453.60 | 63.28 | 0.00 | 9,546.40 |
| 10 1131 700 210 | SOCIAL SECURITY | 131,500.00 | 10,275.18 | 40,649.14 | 30.91 | 0.00 | 90,850.86 |
| 10 1131 700 220 | RETIREMENT | 103,100.00 | 8,235.31 | 33,116.51 | 32.12 | 0.00 | 69,983.49 |
| 10 1131 700 230 | GROUP HEALTH/LIFE INS. | 268,000.00 | 21,770.19 | 88,711.42 | 33.10 | 0.00 | 179,288.58 |
| 10 1131 700 240 | WORKERS COMPENSATION | 6,000.00 | 473.35 | 1,837.36 | 30.62 | 0.00 | 4,162.64 |
| 10 1131 700 319 | PROFESSIONAL SERVICES | 5,500.00 | 0.00 | 0.00 | 0.00 | 0.00 | 5,500.00 |
| 10 1131 700 323 | REPAIRS & MTNCE | 11,000.00 | 1,043.25 | 8,177.30 | 74.34 | 0.00 | 2,822.70 |
| 10 1131 700 334 | TRAVEL | 4,000.00 | 0.00 | 0.00 | 0.00 | 0.00 | 4,000.00 |
| 10 1131 700 339 | OTHER TRANSPORTATION SERVICES | 4,000.00 | 265.50 | 265.50 | 6.64 | 0.00 | 3,734.50 |
| 10 1131 700 340 | COMMUNICATIONS | 3,000.00 | 111.95 | 3,546.00 | 118.20 | 0.00 | (546.00) |
| 10 1131 700 411 | NON-TECHNOLOGY SUPPLIES | 56,000.00 | 3,843.37 | 16,783.82 | 33.17 | 1,791.94 | 37,424.24 |
| 10 1131 700 412 | TECHNOLOGY SUPPLIES | 8,000.00 | 0.00 | 450.00 | 5.63 | 0.00 | 7,550.00 |
| 10 1131 700 473 | COMPUTER LICENSING FEES | 11,000.00 | 0.00 | 0.00 | 0.00 | 0.00 | 11,000.00 |
| 10 1131 700 640 | DUES AND FEES | 1,200.00 | 0.00 | 0.00 | 0.00 | 0.00 | 1,200.00 |
| 700 HIGH SCHOOL | | 2,330,300.00 | 190,312.89 | 766,594.66 | 32.97 | 1,791.94 | 1,561,913.40 |
| 770 CTE CENTER | | 2,330,300.00 | 190,312.89 | 766,594.66 | 32.97 | 1,791.94 | 1,561,913.40 |
| 700 HIGH SCHOOL | | 2,330,300.00 | 190,312.89 | 766,594.66 | 32.97 | 1,791.94 | 1,561,913.40 |

770 CTE CENTER

| | | | | | | | |
|-----------------|------------------------|------------|-----------|-----------|-------|------|------------|
| 10 1131 770 111 | CERTIFIED SALARIES | 285,000.00 | 23,564.79 | 94,010.46 | 32.99 | 0.00 | 190,989.54 |
| 10 1131 770 125 | SUBSTITUTE SALARIES | 4,500.00 | 257.30 | 2,869.85 | 63.77 | 0.00 | 1,630.15 |
| 10 1131 770 210 | SOCIAL SECURITY | 22,200.00 | 1,743.12 | 7,116.50 | 32.06 | 0.00 | 15,083.50 |
| 10 1131 770 220 | RETIREMENT | 17,400.00 | 1,413.90 | 5,640.67 | 32.42 | 0.00 | 11,759.33 |
| 10 1131 770 230 | GROUP HEALTH/LIFE INS. | 46,000.00 | 3,174.17 | 12,665.35 | 27.53 | 0.00 | 33,334.65 |
| 10 1131 770 240 | WORKMENS COMPENSATION | 1,500.00 | 85.21 | 354.61 | 23.64 | 0.00 | 1,145.39 |
| 10 1131 770 323 | REPAIRS & MTNCE | 2,000.00 | 0.00 | 1,000.00 | 50.00 | 0.00 | 1,000.00 |
| 10 1131 770 334 | TRAVEL | 2,000.00 | 0.00 | 0.00 | 0.00 | 0.00 | 2,000.00 |

Expenditure Report by Function
12/2021

| Account Number | Account Description | Current Budget | Expended During Month | Year to Date Expenditures | % of Budget Expended | Outstanding Encumbrances | Uncommitted Funds |
|-----------------|-------------------------------|----------------|-----------------------|---------------------------|----------------------|--------------------------|-------------------|
| 10 1131 770 339 | OTHER TRANSPORTATION SERVICES | 4,000.00 | 1,890.84 | 1,890.84 | 47.27 | 0.00 | 2,109.16 |
| 10 1131 770 340 | COMMUNICATIONS | 1,000.00 | 67.17 | 563.50 | 56.35 | 0.00 | 436.50 |
| 10 1131 770 411 | NON-TECHNOLOGY SUPPLIES | 19,000.00 | 2,288.43 | 8,804.61 | 64.16 | 3,385.21 | 6,810.18 |
| 10 1131 770 412 | TECHNOLOGY SUPPLIES | 2,000.00 | 0.00 | 0.00 | 0.00 | 0.00 | 2,000.00 |
| | | 406,600.00 | 34,484.93 | 134,916.39 | 34.01 | 3,385.21 | 268,298.40 |
| 770 | CTE CENTER | 406,600.00 | 34,484.93 | 134,916.39 | 34.01 | 3,385.21 | 268,298.40 |
| 791 | PRIDE HIGH | | | | | | |
| 10 1131 791 111 | CERTIFIED SALARIES | 49,000.00 | 3,520.92 | 18,084.60 | 36.91 | 0.00 | 30,915.40 |
| 10 1131 791 112 | PARAPROFESSIONAL SALARIES | 26,000.00 | 2,853.17 | 8,793.76 | 33.82 | 0.00 | 17,206.24 |
| 10 1131 791 125 | SUBSTITUTE SALARIES | 1,000.00 | 515.00 | 920.00 | 92.00 | 0.00 | 80.00 |
| 10 1131 791 210 | SOCIAL SECURITY | 5,900.00 | 507.42 | 2,055.11 | 34.83 | 0.00 | 3,844.89 |
| 10 1131 791 220 | RETIREMENT | 4,600.00 | 382.45 | 1,612.71 | 35.06 | 0.00 | 2,987.29 |
| 10 1131 791 230 | GROUP HEALTH/LIFE INS. | 16,400.00 | 59.33 | 277.22 | 1.69 | 0.00 | 16,122.78 |
| 10 1131 791 240 | WORKMENS COMPENSATION | 500.00 | 20.58 | 87.90 | 17.58 | 0.00 | 412.10 |
| 10 1131 791 323 | REPAIRS & MTNCE | 200.00 | 0.00 | 0.00 | 0.00 | 0.00 | 200.00 |
| 10 1131 791 340 | COMMUNICATIONS | 300.00 | 22.39 | 174.50 | 58.17 | 0.00 | 125.50 |
| 10 1131 791 411 | NON-TECHNOLOGY SUPPLIES | 400.00 | 0.00 | 0.00 | 0.00 | 0.00 | 400.00 |
| 10 1131 791 412 | TECHNOLOGY SUPPLIES | 100.00 | 0.00 | 0.00 | 0.00 | 0.00 | 100.00 |
| | | 104,400.00 | 7,881.26 | 32,005.80 | 30.66 | 0.00 | 72,394.20 |
| 791 | PRIDE HIGH | 104,400.00 | 7,881.26 | 32,005.80 | 30.66 | 0.00 | 72,394.20 |
| 800 | OUR HOME PROGRAMS | | | | | | |
| 10 1131 800 111 | CERTIFIED SALARIES | 140,000.00 | 10,639.80 | 60,310.53 | 43.08 | 0.00 | 79,689.47 |
| 10 1131 800 125 | SUBSTITUTE SALARIES | 2,000.00 | 275.00 | 275.00 | 13.75 | 0.00 | 1,725.00 |
| 10 1131 800 210 | SOCIAL SECURITY | 10,900.00 | 824.92 | 4,594.55 | 42.15 | 0.00 | 6,305.45 |
| 10 1131 800 220 | RETIREMENT | 8,600.00 | 638.39 | 3,618.64 | 42.08 | 0.00 | 4,981.36 |
| 10 1131 800 230 | HEALTH INSURANCE | 20,000.00 | 1,732.42 | 6,921.10 | 34.61 | 0.00 | 13,078.90 |
| 10 1131 800 240 | WORKERS' COMPENSATION | 700.00 | 35.15 | 180.97 | 25.85 | 0.00 | 519.03 |
| 10 1131 800 323 | REPAIRS & MTNCE | 1,000.00 | 0.00 | 1,000.00 | 100.00 | 0.00 | 0.00 |
| 10 1131 800 334 | TRAVEL | 100.00 | 0.00 | 0.00 | 0.00 | 0.00 | 100.00 |
| 10 1131 800 411 | NON-TECHNOLOGY SUPPLIES | 3,000.00 | 0.00 | 960.13 | 32.00 | 0.00 | 2,039.87 |
| 10 1131 800 412 | TECHNOLOGY SUPPLIES | 1,000.00 | 0.00 | 2,098.00 | 209.80 | 0.00 | (1,098.00) |
| | | 187,300.00 | 14,145.68 | 79,958.92 | 42.69 | 0.00 | 107,341.08 |
| 800 | OUR HOME PROGRAMS | 187,300.00 | 14,145.68 | 79,958.92 | 42.69 | 0.00 | 107,341.08 |
| 925 | ESSER III FUNDS | | | | | | |
| 200 | 20% LEARNING LOSS | | | | | | |

Expenditure Report by Function
 12/2021

| Account Description | Current Budget | Expended During Month | Year to Date Expenditures | % of Budget Expended | Outstanding Encumbrances | Uncommitted Funds |
|---------------------------|----------------|-----------------------|---------------------------|----------------------|--------------------------|-------------------|
| 010 HIGH SCHOOL | | | | | | |
| 10 1131 925 111 200 010 | 0.00 | 5,500.55 | 27,312.86 | 0.00 | 0.00 | (27,312.86) |
| 10 1131 925 125 200 010 | 0.00 | 207.34 | 226.72 | 0.00 | 0.00 | (226.72) |
| 10 1131 925 210 200 010 | 0.00 | 435.15 | 2,100.73 | 0.00 | 0.00 | (2,100.73) |
| 10 1131 925 220 200 010 | 0.00 | 330.04 | 1,638.80 | 0.00 | 0.00 | (1,638.80) |
| 10 1131 925 230 200 010 | 0.00 | 94.44 | 1,375.05 | 0.00 | 0.00 | (1,375.05) |
| 10 1131 925 240 200 010 | 0.00 | 18.39 | 88.71 | 0.00 | 0.00 | (88.71) |
| 10 1131 925 319 200 010 | 0.00 | 0.00 | 16,072.00 | 0.00 | 0.00 | (16,072.00) |
| 10 1131 925 411 200 010 | 0.00 | 0.00 | 42,148.00 | 0.00 | 0.00 | (42,148.00) |
| 010 HIGH SCHOOL | 0.00 | 6,585.91 | 90,962.87 | 0.00 | 0.00 | (90,962.87) |
| 012 OUR HOME | | | | | | |
| 10 1131 925 319 200 012 | 0.00 | 0.00 | 1,226.00 | 0.00 | 0.00 | (1,226.00) |
| 012 OUR HOME | 0.00 | 0.00 | 1,226.00 | 0.00 | 0.00 | (1,226.00) |
| 200 20% LEARNING LOSS | 0.00 | 6,585.91 | 92,188.87 | 0.00 | 0.00 | (92,188.87) |
| 800 80% SUSTAINING | | | | | | |
| 010 HIGH SCHOOL | | | | | | |
| 10 1131 925 411 800 010 | 0.00 | 0.00 | 3,139.60 | 0.00 | 0.00 | (3,139.60) |
| 010 HIGH SCHOOL | 0.00 | 0.00 | 3,139.60 | 0.00 | 0.00 | (3,139.60) |
| 800 80% SUSTAINING | 0.00 | 0.00 | 3,139.60 | 0.00 | 0.00 | (3,139.60) |
| 925 ESSER III FUNDS | 0.00 | 6,585.91 | 95,328.47 | 0.00 | 0.00 | (95,328.47) |
| 950 PERKINS GRANT | | | | | | |
| 10 1131 950 319 | 0.00 | 2,400.00 | 2,400.00 | 0.00 | 0.00 | (2,400.00) |
| 10 1131 950 334 | 6,000.00 | 0.00 | 586.20 | 9.77 | 0.00 | 5,413.80 |
| 10 1131 950 411 | 11,500.00 | 0.00 | 17,367.78 | 151.02 | 0.00 | (5,867.78) |
| 10 1131 950 412 | 2,500.00 | 0.00 | 0.00 | 0.00 | 0.00 | 2,500.00 |
| 10 1131 950 549 | 25,000.00 | 3,636.00 | 16,241.57 | 80.64 | 3,918.88 | 4,839.55 |
| 010 HIGH SCHOOL | 45,000.00 | 6,036.00 | 36,595.55 | 90.03 | 3,918.88 | 4,485.57 |
| 950 PERKINS GRANT | 45,000.00 | 6,036.00 | 36,595.55 | 90.03 | 3,918.88 | 4,485.57 |
| 964 RLIS GRANT | 45,000.00 | 6,036.00 | 36,595.55 | 90.03 | 3,918.88 | 4,485.57 |
| 10 1131 964 112 | 31,600.00 | 0.00 | 0.00 | 0.00 | 0.00 | 31,600.00 |
| 10 1131 964 125 | 3,000.00 | 0.00 | 0.00 | 0.00 | 0.00 | 3,000.00 |
| 10 1131 964 210 | 2,500.00 | 0.00 | 0.00 | 0.00 | 0.00 | 2,500.00 |
| 10 1131 964 220 | 1,900.00 | 0.00 | 0.00 | 0.00 | 0.00 | 1,900.00 |
| 10 1131 964 230 | 5,800.00 | 0.00 | 0.00 | 0.00 | 0.00 | 5,800.00 |
| 10 1131 964 240 | 200.00 | 0.00 | 0.00 | 0.00 | 0.00 | 200.00 |
| 010 HIGH SCHOOL | 45,000.00 | 0.00 | 0.00 | 0.00 | 0.00 | 45,000.00 |
| 964 RLIS GRANT | 45,000.00 | 0.00 | 0.00 | 0.00 | 0.00 | 45,000.00 |

Account Description

| Account Number | Account Description | Current Budget | Expended During Month | Year to Date Expenditures | % of Budget Expended | Outstanding Encumbrances | Uncommitted Funds |
|-------------------------|-----------------------------------|----------------|-----------------------|---------------------------|----------------------|--------------------------|-------------------|
| 964 | RLIS GRANT | 45,000.00 | 0.00 | 0.00 | 0.00 | 0.00 | 45,000.00 |
| 967 | UNITED WAY-PLTW | | | | | | |
| 10 1131 967 111 | CERTIFIED SALARIES | 0.00 | 0.00 | 1,840.00 | 0.00 | 0.00 | (1,840.00) |
| 10 1131 967 210 | SOCIAL SECURITY | 0.00 | 0.00 | 140.76 | 0.00 | 0.00 | (140.76) |
| 10 1131 967 220 | RETIREMENT | 0.00 | 0.00 | 109.77 | 0.00 | 0.00 | (109.77) |
| 10 1131 967 240 | WORKERS' COMPENSATION | 0.00 | 0.00 | 6.44 | 0.00 | 0.00 | (6.44) |
| 10 1131 967 411 | NON-TECHNOLOGY SUPPLIES | 0.00 | 0.00 | 3,544.17 | 0.00 | 0.00 | (3,544.17) |
| | | 0.00 | 0.00 | 5,641.14 | 0.00 | 0.00 | (5,641.14) |
| | | 0.00 | 0.00 | 5,641.14 | 0.00 | 0.00 | (5,641.14) |
| | | 0.00 | 0.00 | 5,641.14 | 0.00 | 0.00 | (5,641.14) |
| | | 3,118,600.00 | 259,446.67 | 1,151,040.93 | 37.20 | 9,096.03 | 1,958,463.04 |
| 967 | UNITED WAY-PLTW | | | | | | |
| 1131 | HIGH SCHOOL | | | | | | |
| 1141 | PRESCHOOL SERVICES | | | | | | |
| 517 | PRESCHOOL-PRIVATE FUNDING | | | | | | |
| 10 1141 517 319 | PROFESSIONAL SERVICES | 0.00 | 930.99 | 3,509.99 | 0.00 | 0.00 | (3,509.99) |
| | | 0.00 | 930.99 | 3,509.99 | 0.00 | 0.00 | (3,509.99) |
| | | 0.00 | 930.99 | 3,509.99 | 0.00 | 0.00 | (3,509.99) |
| | | 0.00 | 930.99 | 3,509.99 | 0.00 | 0.00 | (3,509.99) |
| | | 0.00 | 930.99 | 3,509.99 | 0.00 | 0.00 | (3,509.99) |
| 517 | PRESCHOOL-PRIVATE FUNDING | | | | | | |
| 1141 | PRESCHOOL SERVICES | | | | | | |
| 1250 | CULTURALLY DIFFERENT (LEP) | | | | | | |
| 500 | ELEMENTARY SCHOOL | | | | | | |
| 000 | DISTRICT | | | | | | |
| 001 | BUCHANAN | | | | | | |
| 10 1250 500 111 000 001 | CERTIFIED SALARIES | 107,000.00 | 9,190.83 | 35,494.32 | 33.17 | 0.00 | 71,505.68 |
| 10 1250 500 112 000 001 | PARAPROFESSIONAL SALARIES | 16,000.00 | 1,421.26 | 4,883.20 | 30.52 | 0.00 | 11,116.80 |
| 10 1250 500 114 000 001 | CLASSIFIED SALARIES | 5,000.00 | 359.52 | 2,157.12 | 43.14 | 0.00 | 2,842.88 |
| 10 1250 500 125 000 001 | SUBSTITUTE SALARIES | 1,000.00 | 307.50 | 607.50 | 60.75 | 0.00 | 392.50 |
| 10 1250 500 210 000 001 | SOCIAL SECURITY | 9,900.00 | 813.09 | 3,107.96 | 31.39 | 0.00 | 6,792.04 |
| 10 1250 500 220 000 001 | RETIREMENT | 7,800.00 | 643.30 | 2,508.72 | 32.16 | 0.00 | 5,291.28 |
| 10 1250 500 230 000 001 | HEALTH INSURANCE | 14,000.00 | 2,168.32 | 8,461.02 | 60.44 | 0.00 | 5,538.98 |
| 10 1250 500 240 000 001 | WORKERS' COMPENSATION | 400.00 | 37.96 | 143.13 | 35.78 | 0.00 | 256.87 |
| 10 1250 500 334 000 001 | TRAVEL | 200.00 | 0.00 | 0.00 | 0.00 | 0.00 | 200.00 |
| 10 1250 500 411 000 001 | NON-TECHNOLOGY SUPPLIES | 1,500.00 | 0.00 | 107.85 | 7.19 | 0.00 | 1,392.15 |
| 10 1250 500 412 000 001 | TECHNOLOGY SUPPLIES | 500.00 | 0.00 | 0.00 | 0.00 | 0.00 | 500.00 |
| 10 1250 500 473 000 001 | COMPUTER LICENSING FEES | 0.00 | 0.00 | 95.00 | 0.00 | 0.00 | (95.00) |
| 10 1250 500 640 000 001 | DUES AND FEES | 200.00 | 0.00 | 0.00 | 0.00 | 0.00 | 200.00 |
| 001 | BUCHANAN | 163,500.00 | 14,941.78 | 57,565.82 | 35.21 | 0.00 | 105,934.18 |
| 002 | HURON COLONY | | | | | | |

| Account Number | Account Description | Current Budget | Expended During Month | Year to Date Expenditures | % of Budget Expended | Outstanding Encumbrances | Uncommitted Funds |
|-----------------------------|---------------------------|----------------|-----------------------|---------------------------|----------------------|--------------------------|-------------------|
| 10 1250 500 411 000 002 | NON-TECHNOLOGY SUPPLIES | 500.00 | 0.00 | 0.00 | 0.00 | 0.00 | 500.00 |
| 002 HURON COLONY | | 500.00 | 0.00 | 0.00 | 0.00 | 0.00 | 500.00 |
| 004 MADISON | | | | | | | |
| 10 1250 500 111 000 004 | CERTIFIED SALARIES | 105,000.00 | 8,670.58 | 34,682.32 | 33.03 | 0.00 | 70,317.68 |
| 10 1250 500 112 000 004 | PARAPROFESSIONAL SALARIES | 30,000.00 | 4,689.83 | 13,096.22 | 43.65 | 0.00 | 16,903.78 |
| 10 1250 500 114 000 004 | CLASSIFIED SALARIES | 5,000.00 | 359.52 | 2,157.12 | 43.14 | 0.00 | 2,842.88 |
| 10 1250 500 125 000 004 | SUBSTITUTE SALARIES | 3,000.00 | 1,219.03 | 7,344.03 | 244.80 | 0.00 | (4,344.03) |
| 10 1250 500 210 000 004 | SOCIAL SECURITY | 11,000.00 | 1,071.69 | 4,124.72 | 37.50 | 0.00 | 6,875.28 |
| 10 1250 500 220 000 004 | RETIREMENT | 8,600.00 | 804.83 | 2,973.46 | 34.58 | 0.00 | 5,626.54 |
| 10 1250 500 230 000 004 | HEALTH INSURANCE | 23,000.00 | 1,849.58 | 7,381.94 | 32.10 | 0.00 | 15,618.06 |
| 10 1250 500 240 000 004 | WORKERS' COMPENSATION | 400.00 | 50.18 | 187.72 | 46.93 | 0.00 | 212.28 |
| 10 1250 500 334 000 004 | TRAVEL | 200.00 | 0.00 | 0.00 | 0.00 | 0.00 | 200.00 |
| 10 1250 500 411 000 004 | NON-TECHNOLOGY SUPPLIES | 1,500.00 | 68.52 | 133.20 | 8.88 | 0.00 | 1,366.80 |
| 10 1250 500 412 000 004 | TECHNOLOGY SUPPLIES | 500.00 | 0.00 | 0.00 | 0.00 | 0.00 | 500.00 |
| 10 1250 500 640 000 004 | DUES AND FEES | 200.00 | 0.00 | 0.00 | 0.00 | 0.00 | 200.00 |
| 004 MADISON | | 188,400.00 | 18,783.76 | 72,080.73 | 38.26 | 0.00 | 116,319.27 |
| 006 WASHINGTON | | | | | | | |
| 10 1250 500 111 000 006 | CERTIFIED SALARIES | 100,000.00 | 8,183.92 | 32,735.68 | 32.74 | 0.00 | 67,264.32 |
| 10 1250 500 112 000 006 | PARAPROFESSIONAL SALARIES | 15,000.00 | 3,269.10 | 7,618.32 | 50.79 | 0.00 | 7,381.68 |
| 10 1250 500 114 000 006 | CLASSIFIED SALARIES | 5,000.00 | 359.52 | 2,157.12 | 43.14 | 0.00 | 2,842.88 |
| 10 1250 500 125 000 006 | SUBSTITUTE SALARIES | 3,000.00 | 135.00 | 425.00 | 14.17 | 0.00 | 2,575.00 |
| 10 1250 500 210 000 006 | SOCIAL SECURITY | 9,500.00 | 901.89 | 3,234.52 | 34.05 | 0.00 | 6,265.48 |
| 10 1250 500 220 000 006 | RETIREMENT | 7,400.00 | 708.77 | 2,530.43 | 34.20 | 0.00 | 4,869.57 |
| 10 1250 500 230 000 006 | HEALTH INSURANCE | 17,000.00 | 2,219.99 | 7,216.02 | 42.45 | 0.00 | 9,783.98 |
| 10 1250 500 240 000 006 | WORKERS' COMPENSATION | 400.00 | 38.48 | 141.53 | 35.38 | 0.00 | 258.47 |
| 10 1250 500 334 000 006 | TRAVEL | 200.00 | 0.00 | 0.00 | 0.00 | 0.00 | 200.00 |
| 10 1250 500 340 000 006 | COMMUNICATION | 200.00 | 22.39 | 134.50 | 67.25 | 0.00 | 65.50 |
| 10 1250 500 411 000 006 | NON-TECHNOLOGY SUPPLIES | 1,500.00 | 0.00 | 345.90 | 23.06 | 0.00 | 1,154.10 |
| 10 1250 500 412 000 006 | TECHNOLOGY SUPPLIES | 500.00 | 0.00 | 0.00 | 0.00 | 0.00 | 500.00 |
| 10 1250 500 640 000 006 | DUES AND FEES | 200.00 | 0.00 | 0.00 | 0.00 | 0.00 | 200.00 |
| 006 WASHINGTON | | 159,900.00 | 15,839.06 | 56,539.02 | 35.36 | 0.00 | 103,360.98 |
| 008 RIVERSIDE COLONY | | | | | | | |
| 10 1250 500 411 000 008 | NON-TECHNOLOGY SUPPLIES | 500.00 | 0.00 | 219.72 | 43.94 | 0.00 | 280.28 |
| 008 RIVERSIDE COLONY | | 500.00 | 0.00 | 219.72 | 43.94 | 0.00 | 280.28 |
| 000 DISTRICT | | 512,800.00 | 49,564.60 | 186,405.29 | 36.35 | 0.00 | 326,394.71 |
| 500 ELEMENTARY SCHOOL | | 512,800.00 | 49,564.60 | 186,405.29 | 36.35 | 0.00 | 326,394.71 |
| 600 MIDDLE SCHOOL | | | | | | | |
| 10 1250 600 111 | CERTIFIED SALARIES | 98,000.00 | 7,633.34 | 34,285.43 | 34.99 | 0.00 | 63,714.57 |
| 10 1250 600 112 | PARAPROFESSIONAL SALARIES | 40,000.00 | 1,069.67 | 11,188.86 | 27.97 | 0.00 | 28,811.14 |
| 10 1250 600 114 | CLASSIFIED SALARIES | 12,000.00 | 719.04 | 4,314.24 | 35.95 | 0.00 | 7,685.76 |
| 10 1250 600 125 | SUBSTITUTE SALARIES | 3,000.00 | 0.00 | 443.06 | 14.77 | 0.00 | 2,556.94 |

Expenditure Report by Function
12/2021

Huron School District 2-2
01/06/2022 09:31 AM

| Account Number | Account Description | Current Budget | Expended During Month | Year to Date Expenditures | % of Budget Expended | Outstanding Encumbrances | Uncommitted Funds |
|-----------------|----------------------------|----------------|-----------------------|---------------------------|----------------------|--------------------------|-------------------|
| 10 1250 600 210 | SOCIAL SECURITY | 11,800.00 | 710.87 | 3,800.53 | 32.21 | 0.00 | 7,999.47 |
| 10 1250 600 220 | RETIREMENT | 9,200.00 | 565.33 | 2,967.47 | 32.26 | 0.00 | 6,232.53 |
| 10 1250 600 230 | HEALTH INSURANCE | 20,000.00 | 899.23 | 5,170.51 | 25.85 | 0.00 | 14,829.49 |
| 10 1250 600 240 | WORKERS' COMPENSATION | 800.00 | 30.34 | 164.89 | 20.61 | 0.00 | 635.11 |
| 10 1250 600 334 | TRAVEL | 500.00 | 0.00 | 0.00 | 0.00 | 0.00 | 500.00 |
| 10 1250 600 340 | COMMUNICATION | 300.00 | 44.78 | 269.00 | 89.67 | 0.00 | 31.00 |
| 10 1250 600 411 | NON-TECHNOLOGY SUPPLIES | 4,000.00 | 57.00 | 1,273.70 | 31.84 | 0.00 | 2,726.30 |
| 10 1250 600 412 | TECHNOLOGY SUPPLIES | 1,000.00 | 0.00 | 0.00 | 0.00 | 0.00 | 1,000.00 |
| 600 | MIDDLE SCHOOL | 200,600.00 | 11,729.60 | 63,877.69 | 31.84 | 0.00 | 136,722.31 |
| 700 | HIGH SCHOOL | 200,600.00 | 11,729.60 | 63,877.69 | 31.84 | 0.00 | 136,722.31 |
| 10 1250 700 111 | CERTIFIED SALARIES | 164,000.00 | 13,024.86 | 45,595.48 | 27.80 | 0.00 | 118,404.52 |
| 10 1250 700 112 | PARAPROFESSIONAL SALARIES | 59,000.00 | 6,850.08 | 22,423.03 | 38.01 | 0.00 | 36,576.97 |
| 10 1250 700 114 | CLASSIFIED SALARIES | 14,000.00 | 719.04 | 4,314.24 | 30.82 | 0.00 | 9,685.76 |
| 10 1250 700 125 | SUBSTITUTE SALARIES | 3,000.00 | 129.56 | 555.64 | 18.52 | 0.00 | 2,444.36 |
| 10 1250 700 210 | SOCIAL SECURITY | 18,400.00 | 1,563.24 | 5,505.75 | 29.92 | 0.00 | 12,894.25 |
| 10 1250 700 220 | RETIREMENT | 14,400.00 | 1,226.30 | 4,303.72 | 29.89 | 0.00 | 10,096.28 |
| 10 1250 700 230 | HEALTH INSURANCE | 32,000.00 | 2,384.16 | 8,007.76 | 25.02 | 0.00 | 23,992.24 |
| 10 1250 700 240 | WORKERS' COMPENSATION | 1,000.00 | 67.22 | 237.12 | 23.71 | 0.00 | 762.88 |
| 10 1250 700 334 | TRAVEL | 500.00 | 0.00 | 0.00 | 0.00 | 0.00 | 500.00 |
| 10 1250 700 411 | NON-TECHNOLOGY SUPPLIES | 4,000.00 | 0.00 | 403.70 | 10.09 | 0.00 | 3,596.30 |
| 10 1250 700 412 | TECHNOLOGY SUPPLIES | 1,000.00 | 0.00 | 0.00 | 0.00 | 0.00 | 1,000.00 |
| 700 | HIGH SCHOOL | 311,300.00 | 25,964.46 | 91,346.44 | 29.34 | 0.00 | 219,953.56 |
| 991 | TITLE III | 311,300.00 | 25,964.46 | 91,346.44 | 29.34 | 0.00 | 219,953.56 |
| 10 1250 991 319 | PROFESSIONAL SERVICES | 0.00 | 0.00 | 4,033.98 | 0.00 | 0.00 | (4,033.98) |
| 10 1250 991 411 | NON-TECHNOLOGY SUPPLIES | 0.00 | 0.00 | 2,875.38 | 0.00 | 0.00 | (2,875.38) |
| 10 1250 991 473 | COMPUTER LICENSING FEES | 0.00 | 0.00 | 39,474.00 | 0.00 | 0.00 | (39,474.00) |
| 991 | TITLE III | 0.00 | 0.00 | 46,383.36 | 0.00 | 0.00 | (46,383.36) |
| 1250 | CULTURALLY DIFFERENT (LEP) | 0.00 | 0.00 | 46,383.36 | 0.00 | 0.00 | (46,383.36) |
| 1273 | TITLE I | 0.00 | 0.00 | 46,383.36 | 0.00 | 0.00 | (46,383.36) |
| 930 | PART A-BASIC | 0.00 | 0.00 | 46,383.36 | 0.00 | 0.00 | (46,383.36) |
| 000 | DISTRICT | 0.00 | 0.00 | 46,383.36 | 0.00 | 0.00 | (46,383.36) |
| 001 | BUCHANAN | 0.00 | 0.00 | 46,383.36 | 0.00 | 0.00 | (46,383.36) |
| 10 1250 991 473 | COMPUTER LICENSING FEES | 0.00 | 0.00 | 39,474.00 | 0.00 | 0.00 | (39,474.00) |
| 10 1250 991 319 | PROFESSIONAL SERVICES | 0.00 | 0.00 | 4,033.98 | 0.00 | 0.00 | (4,033.98) |
| 10 1250 991 411 | NON-TECHNOLOGY SUPPLIES | 0.00 | 0.00 | 2,875.38 | 0.00 | 0.00 | (2,875.38) |
| 10 1250 991 473 | COMPUTER LICENSING FEES | 0.00 | 0.00 | 39,474.00 | 0.00 | 0.00 | (39,474.00) |
| 991 | TITLE III | 0.00 | 0.00 | 46,383.36 | 0.00 | 0.00 | (46,383.36) |
| 1250 | CULTURALLY DIFFERENT (LEP) | 0.00 | 0.00 | 46,383.36 | 0.00 | 0.00 | (46,383.36) |
| 1273 | TITLE I | 0.00 | 0.00 | 46,383.36 | 0.00 | 0.00 | (46,383.36) |
| 930 | PART A-BASIC | 0.00 | 0.00 | 46,383.36 | 0.00 | 0.00 | (46,383.36) |
| 000 | DISTRICT | 0.00 | 0.00 | 46,383.36 | 0.00 | 0.00 | (46,383.36) |
| 001 | BUCHANAN | 0.00 | 0.00 | 46,383.36 | 0.00 | 0.00 | (46,383.36) |
| 10 1250 991 473 | COMPUTER LICENSING FEES | 0.00 | 0.00 | 39,474.00 | 0.00 | 0.00 | (39,474.00) |
| 10 1250 991 319 | PROFESSIONAL SERVICES | 0.00 | 0.00 | 4,033.98 | 0.00 | 0.00 | (4,033.98) |
| 10 1250 991 411 | NON-TECHNOLOGY SUPPLIES | 0.00 | 0.00 | 2,875.38 | 0.00 | 0.00 | (2,875.38) |
| 10 1250 991 473 | COMPUTER LICENSING FEES | 0.00 | 0.00 | 39,474.00 | 0.00 | 0.00 | (39,474.00) |
| 991 | TITLE III | 0.00 | 0.00 | 46,383.36 | 0.00 | 0.00 | (46,383.36) |
| 1250 | CULTURALLY DIFFERENT (LEP) | 0.00 | 0.00 | 46,383.36 | 0.00 | 0.00 | (46,383.36) |
| 1273 | TITLE I | 0.00 | 0.00 | 46,383.36 | 0.00 | 0.00 | (46,383.36) |
| 930 | PART A-BASIC | 0.00 | 0.00 | 46,383.36 | 0.00 | 0.00 | (46,383.36) |
| 000 | DISTRICT | 0.00 | 0.00 | 46,383.36 | 0.00 | 0.00 | (46,383.36) |
| 001 | BUCHANAN | 0.00 | 0.00 | 46,383.36 | 0.00 | 0.00 | (46,383.36) |
| 10 1250 991 473 | COMPUTER LICENSING FEES | 0.00 | 0.00 | 39,474.00 | 0.00 | 0.00 | (39,474.00) |
| 10 1250 991 319 | PROFESSIONAL SERVICES | 0.00 | 0.00 | 4,033.98 | 0.00 | 0.00 | (4,033.98) |
| 10 1250 991 411 | NON-TECHNOLOGY SUPPLIES | 0.00 | 0.00 | 2,875.38 | 0.00 | 0.00 | (2,875.38) |
| 10 1250 991 473 | COMPUTER LICENSING FEES | 0.00 | 0.00 | 39,474.00 | 0.00 | 0.00 | (39,474.00) |
| 991 | TITLE III | 0.00 | 0.00 | 46,383.36 | 0.00 | 0.00 | (46,383.36) |
| 1250 | CULTURALLY DIFFERENT (LEP) | 0.00 | 0.00 | 46,383.36 | 0.00 | 0.00 | (46,383.36) |
| 1273 | TITLE I | 0.00 | 0.00 | 46,383.36 | 0.00 | 0.00 | (46,383.36) |
| 930 | PART A-BASIC | 0.00 | 0.00 | 46,383.36 | 0.00 | 0.00 | (46,383.36) |
| 000 | DISTRICT | 0.00 | 0.00 | 46,383.36 | 0.00 | 0.00 | (46,383.36) |
| 001 | BUCHANAN | 0.00 | 0.00 | 46,383.36 | 0.00 | 0.00 | (46,383.36) |
| 10 1250 991 473 | COMPUTER LICENSING FEES | 0.00 | 0.00 | 39,474.00 | 0.00 | 0.00 | (39,474.00) |
| 10 1250 991 319 | PROFESSIONAL SERVICES | 0.00 | 0.00 | 4,033.98 | 0.00 | 0.00 | (4,033.98) |
| 10 1250 991 411 | NON-TECHNOLOGY SUPPLIES | 0.00 | 0.00 | 2,875.38 | 0.00 | 0.00 | (2,875.38) |
| 10 1250 991 473 | COMPUTER LICENSING FEES | 0.00 | 0.00 | 39,474.00 | 0.00 | 0.00 | (39,474.00) |
| 991 | TITLE III | 0.00 | 0.00 | 46,383.36 | 0.00 | 0.00 | (46,383.36) |
| 1250 | CULTURALLY DIFFERENT (LEP) | 0.00 | 0.00 | 46,383.36 | 0.00 | 0.00 | (46,383.36) |
| 1273 | TITLE I | 0.00 | 0.00 | 46,383.36 | 0.00 | 0.00 | (46,383.36) |
| 930 | PART A-BASIC | 0.00 | 0.00 | 46,383.36 | 0.00 | 0.00 | (46,383.36) |
| 000 | DISTRICT | 0.00 | 0.00 | 46,383.36 | 0.00 | 0.00 | (46,383.36) |
| 001 | BUCHANAN | 0.00 | 0.00 | 46,383.36 | 0.00 | 0.00 | (46,383.36) |
| 10 1250 991 473 | COMPUTER LICENSING FEES | 0.00 | 0.00 | 39,474.00 | 0.00 | 0.00 | (39,474.00) |
| 10 1250 991 319 | PROFESSIONAL SERVICES | 0.00 | 0.00 | 4,033.98 | 0.00 | 0.00 | (4,033.98) |
| 10 1250 991 411 | NON-TECHNOLOGY SUPPLIES | 0.00 | 0.00 | 2,875.38 | 0.00 | 0.00 | (2,875.38) |
| 10 1250 991 473 | COMPUTER LICENSING FEES | 0.00 | 0.00 | 39,474.00 | 0.00 | 0.00 | (39,474.00) |
| 991 | TITLE III | 0.00 | 0.00 | 46,383.36 | 0.00 | 0.00 | (46,383.36) |
| 1250 | CULTURALLY DIFFERENT (LEP) | 0.00 | 0.00 | 46,383.36 | 0.00 | 0.00 | (46,383.36) |
| 1273 | TITLE I | 0.00 | 0.00 | 46,383.36 | 0.00 | 0.00 | (46,383.36) |
| 930 | PART A-BASIC | 0.00 | 0.00 | 46,383.36 | 0.00 | 0.00 | (46,383.36) |
| 000 | DISTRICT | 0.00 | 0.00 | 46,383.36 | 0.00 | 0.00 | (46,383.36) |
| 001 | BUCHANAN | 0.00 | 0.00 | 46,383.36 | 0.00 | 0.00 | (46,383.36) |
| 10 1250 991 473 | COMPUTER LICENSING FEES | 0.00 | 0.00 | 39,474.00 | 0.00 | 0.00 | (39,474.00) |
| 10 1250 991 319 | PROFESSIONAL SERVICES | 0.00 | 0.00 | 4,033.98 | 0.00 | 0.00 | (4,033.98) |
| 10 1250 991 411 | NON-TECHNOLOGY SUPPLIES | 0.00 | 0.00 | 2,875.38 | 0.00 | 0.00 | (2,875.38) |
| 10 1250 991 473 | COMPUTER LICENSING FEES | 0.00 | 0.00 | 39,474.00 | 0.00 | 0.00 | (39,474.00) |
| 991 | TITLE III | 0.00 | 0.00 | 46,383.36 | 0.00 | 0.00 | (46,383.36) |
| 1250 | CULTURALLY DIFFERENT (LEP) | 0.00 | 0.00 | 46,383.36 | 0.00 | 0.00 | (46,383.36) |
| 1273 | TITLE I | 0.00 | 0.00 | 46,383.36 | 0.00 | 0.00 | (46,383.36) |
| 930 | PART A-BASIC | 0.00 | 0.00 | 46,383.36 | 0.00 | 0.00 | (46,383.36) |
| 000 | DISTRICT | 0.00 | 0.00 | 46,383.36 | 0.00 | 0.00 | (46,383.36) |
| 001 | BUCHANAN | 0.00 | 0.00 | 46,383.36 | 0.00 | 0.00 | (46,383.36) |
| 10 1250 991 473 | COMPUTER LICENSING FEES | 0.00 | 0.00 | 39,474.00 | 0.00 | 0.00 | (39,474.00) |
| 10 1250 991 319 | PROFESSIONAL SERVICES | 0.00 | 0.00 | 4,033.98 | 0.00 | 0.00 | (4,033.98) |
| 10 1250 991 411 | NON-TECHNOLOGY SUPPLIES | 0.00 | 0.00 | 2,875.38 | 0.00 | 0.00 | (2,875.38) |
| 10 1250 991 473 | COMPUTER LICENSING FEES | 0.00 | 0.00 | 39,474.00 | 0.00 | 0.00 | (39,474.00) |
| 991 | TITLE III | 0.00 | 0.00 | 46,383.36 | 0.00 | 0.00 | (46,383.36) |
| 1250 | CULTURALLY DIFFERENT (LEP) | 0.00 | 0.00 | 46,383.36 | 0.00 | 0.00 | (46,383.36) |
| 1273 | TITLE I | 0.00 | 0.00 | 46,383.36 | 0.00 | 0.00 | (46,383.36) |
| 930 | PART A-BASIC | 0.00 | 0.00 | 46,383.36 | 0.00 | 0.00 | (46,383.36) |
| 000 | DISTRICT | 0.00 | 0.00 | 46,383.36 | 0.00 | 0.00 | (46,383.36) |
| 001 | BUCHANAN | 0.00 | 0.00 | 46,383.36 | 0.00 | 0.00 | (46,383.36) |
| 10 1250 991 473 | COMPUTER LICENSING FEES | 0.00 | 0.00 | 39,474.00 | 0.00 | 0.00 | (39,474.00) |
| 10 1250 991 319 | PROFESSIONAL SERVICES | 0.00 | 0.00 | 4,033.98 | 0.00 | 0.00 | (4,033.98) |
| 10 1250 991 411 | NON-TECHNOLOGY SUPPLIES | 0.00 | 0.00 | 2,875.38 | 0.00 | 0.00 | (2,875.38) |
| 10 1250 991 473 | COMPUTER LICENSING FEES | 0.00 | 0.00 | 39,474.00 | 0.00 | 0.00 | (39,474.00) |
| 991 | TITLE III | 0.00 | 0.00 | 46,383.36 | 0.00 | 0.00 | (46,383.36) |
| 1250 | CULTURALLY DIFFERENT (LEP) | 0.00 | 0.00 | 46,383.36 | 0.00 | 0.00 | (46,383.36) |
| 1273 | TITLE I | 0.00 | 0.00 | 46,383.36 | 0.00 | 0.00 | (46,383.36) |
| 930 | PART A-BASIC | 0.00 | 0.00 | 46,383.36 | 0.00 | 0.00 | (46,383.36) |
| 000 | DISTRICT | 0.00 | 0.00 | 46,383.36 | 0.00 | 0.00 | (46,383.36) |
| 001 | BUCHANAN | 0.00 | 0.00 | 46,383.36 | 0.00 | 0.00 | (46,383.36) |
| 10 1250 991 473 | COMPUTER LICENSING FEES | 0.00 | 0.00 | 39,474.00 | 0.00 | 0.00 | (39,474.00) |
| 10 1250 991 319 | PROFESSIONAL SERVICES | 0.00 | 0.00 | 4,033.98 | 0.00 | 0.00 | (4,033.98) |
| 10 1250 991 411 | NON-TECHNOLOGY SUPPLIES | 0.00 | 0.00 | 2,875.38 | 0.00 | 0.00 | (2,875.38) |
| 10 1250 991 473 | COMPUTER LICENSING FEES | 0.00 | 0.00 | 39,474.00 | 0.00 | 0.00 | (39,474.00) |
| 991 | TITLE III | 0.00 | 0.00 | | | | |

| Account Number | Account Description | Current Budget | Expended During Month | Year to Date Expenditures | % of Budget Expended | Outstanding Encumbrances | Uncommitted Funds |
|-------------------------|--------------------------------|----------------|-----------------------|---------------------------|----------------------|--------------------------|-------------------|
| 10 1273 930 111 000 001 | CERTIFIED SALARIES | 85,000.00 | 8,713.25 | 33,938.06 | 39.93 | 0.00 | 51,061.94 |
| 10 1273 930 112 000 001 | PARAPROFESSIONAL SALARIES | 80,000.00 | 15,385.36 | 48,966.54 | 61.21 | 0.00 | 31,033.46 |
| 10 1273 930 125 000 001 | SUBSTITUTE SALARIES DISTRICT | 2,000.00 | 674.19 | 1,481.67 | 74.08 | 0.00 | 518.33 |
| 10 1273 930 210 000 001 | SOCIAL SECURITY DISTRICT | 12,800.00 | 1,775.56 | 5,996.26 | 46.85 | 0.00 | 6,803.74 |
| 10 1273 930 220 000 001 | RETIREMENT DISTRICT | 10,100.00 | 1,445.91 | 4,940.52 | 48.92 | 0.00 | 5,159.48 |
| 10 1273 930 230 000 001 | HEALTH INSURANCE DISTRICT | 14,200.00 | 4,388.68 | 14,960.07 | 105.35 | 0.00 | (760.07) |
| 10 1273 930 240 000 001 | WORKERS' COMPENSATION DISTRICT | 2,000.00 | 79.95 | 270.08 | 13.50 | 0.00 | 1,729.92 |
| 10 1273 930 319 000 001 | PROFESSIONAL SERVICES | 3,000.00 | 182.07 | 1,662.28 | 55.41 | 0.00 | 1,337.72 |
| 10 1273 930 334 000 001 | TRAVEL DISTRICT | 200.00 | 0.00 | 0.00 | 0.00 | 0.00 | 200.00 |
| 10 1273 930 340 000 001 | COMMUNICATION DISTRICT | 300.00 | 0.00 | 0.00 | 0.00 | 0.00 | 300.00 |
| 10 1273 930 411 000 001 | NON-TECHNOLOGY SUPPLIES | 2,000.00 | 0.00 | 89.16 | 4.46 | 0.00 | 1,910.84 |
| 10 1273 930 412 000 001 | TECHNOLOGY SUPPLIES | 500.00 | 0.00 | 597.50 | 119.50 | 0.00 | (97.50) |
| 10 1273 930 473 000 001 | COMPUTER LICENSING FEES | 0.00 | 0.00 | 950.00 | 0.00 | 0.00 | (950.00) |
| 001 BUCHANAN | | 212,100.00 | 32,644.97 | 113,852.14 | 53.68 | 0.00 | 98,247.86 |
| 004 MADISON | | | | | | | |
| 10 1273 930 111 000 004 | CERTIFIED SALARIES | 85,000.00 | 5,149.25 | 20,597.00 | 24.23 | 0.00 | 64,403.00 |
| 10 1273 930 112 000 004 | PARAPROFESSIONAL SALARIES | 50,000.00 | 12,202.00 | 38,611.34 | 77.22 | 0.00 | 11,388.66 |
| 10 1273 930 125 000 004 | SUBSTITUTE SALARIES DISTRICT | 2,000.00 | 670.13 | 1,036.47 | 51.82 | 0.00 | 963.53 |
| 10 1273 930 210 000 004 | SOCIAL SECURITY DISTRICT | 10,500.00 | 1,286.84 | 4,284.24 | 40.80 | 0.00 | 6,215.76 |
| 10 1273 930 220 000 004 | RETIREMENT DISTRICT | 8,300.00 | 1,041.07 | 3,552.50 | 42.80 | 0.00 | 4,747.50 |
| 10 1273 930 230 000 004 | HEALTH INSURANCE DISTRICT | 14,200.00 | 2,488.82 | 8,435.16 | 59.40 | 0.00 | 5,764.84 |
| 10 1273 930 240 000 004 | WORKERS' COMPENSATION DISTRICT | 2,000.00 | 58.03 | 193.98 | 9.70 | 0.00 | 1,806.02 |
| 10 1273 930 319 000 004 | PROFESSIONAL SERVICES | 3,000.00 | 182.07 | 1,661.28 | 55.38 | 0.00 | 1,338.72 |
| 10 1273 930 334 000 004 | TRAVEL DISTRICT | 200.00 | 0.00 | 0.00 | 0.00 | 0.00 | 200.00 |
| 10 1273 930 340 000 004 | COMMUNICATION DISTRICT | 300.00 | 0.00 | 0.00 | 0.00 | 0.00 | 300.00 |
| 10 1273 930 411 000 004 | NON-TECHNOLOGY SUPPLIES | 2,000.00 | 0.00 | 0.00 | 0.00 | 0.00 | 2,000.00 |
| 10 1273 930 412 000 004 | TECHNOLOGY SUPPLIES | 500.00 | 0.00 | 0.00 | 0.00 | 0.00 | 500.00 |
| 10 1273 930 473 000 004 | COMPUTER LICENSING FEES | 0.00 | 0.00 | 950.00 | 0.00 | 0.00 | (950.00) |
| 004 MADISON | | 178,000.00 | 23,078.21 | 79,321.97 | 44.56 | 0.00 | 98,678.03 |
| 005 HOLY TRINITY | | | | | | | |
| 10 1273 930 411 000 005 | NON-TECHNOLOGY SUPPLIES | 2,500.00 | 0.00 | 0.00 | 0.00 | 0.00 | 2,500.00 |
| 10 1273 930 412 000 005 | TECHNOLOGY SUPPLIES | 500.00 | 0.00 | 0.00 | 0.00 | 0.00 | 500.00 |
| 005 HOLY TRINITY | | 3,000.00 | 0.00 | 0.00 | 0.00 | 0.00 | 3,000.00 |
| 006 WASHINGTON | | | | | | | |
| 10 1273 930 111 000 006 | CERTIFIED SALARIES | 55,000.00 | 4,738.50 | 18,834.00 | 34.24 | 0.00 | 36,166.00 |
| 10 1273 930 112 000 006 | PARAPROFESSIONAL SALARIES | 50,000.00 | 8,550.02 | 26,083.47 | 52.17 | 0.00 | 23,916.53 |
| 10 1273 930 125 000 006 | SUBSTITUTE SALARIES DISTRICT | 2,000.00 | 370.80 | 567.37 | 28.37 | 0.00 | 1,432.63 |
| 10 1273 930 210 000 006 | SOCIAL SECURITY DISTRICT | 8,200.00 | 1,044.93 | 3,479.59 | 42.43 | 0.00 | 4,720.41 |
| 10 1273 930 220 000 006 | RETIREMENT DISTRICT | 6,500.00 | 797.30 | 2,695.02 | 41.46 | 0.00 | 3,804.98 |
| 10 1273 930 230 000 006 | HEALTH INSURANCE DISTRICT | 14,200.00 | 712.39 | 2,877.12 | 20.26 | 0.00 | 11,322.88 |
| 10 1273 930 240 000 006 | WORKERS' COMPENSATION DISTRICT | 2,000.00 | 57.14 | 186.90 | 9.35 | 0.00 | 1,813.10 |

| Account Number | Account Description | Current Budget | Expended During Month | Year to Date Expenditures | % of Budget Expended | Outstanding Encumbrances | Uncommitted Funds |
|-------------------------------------|--------------------------------|----------------|-----------------------|---------------------------|----------------------|--------------------------|-------------------|
| 10 1273 930 319 000 006 | PROFESSIONAL SERVICES | 3,000.00 | 182.06 | 1,661.24 | 55.37 | 0.00 | 1,338.76 |
| 10 1273 930 334 000 006 | TRAVEL DISTRICT | 200.00 | 0.00 | 0.00 | 0.00 | 0.00 | 200.00 |
| 10 1273 930 340 000 006 | COMMUNICATION DISTRICT | 300.00 | 0.00 | 0.00 | 0.00 | 0.00 | 300.00 |
| 10 1273 930 411 000 006 | NON-TECHNOLOGY SUPPLIES | 2,000.00 | 0.00 | 680.00 | 34.00 | 0.00 | 1,320.00 |
| 10 1273 930 412 000 006 | TECHNOLOGY SUPPLIES | 500.00 | 0.00 | 0.00 | 0.00 | 0.00 | 500.00 |
| 10 1273 930 473 000 006 | COMPUTER LICENSING FEES | 0.00 | 0.00 | 950.00 | 0.00 | 0.00 | (950.00) |
| 006 WASHINGTON | | 143,900.00 | 16,453.14 | 58,014.71 | 40.32 | 0.00 | 85,885.29 |
| 009 MIDDLE SCHOOL | | | | | | | |
| 10 1273 930 111 000 009 | CERTIFIED SALARIES | 60,000.00 | 4,989.09 | 19,956.36 | 33.26 | 0.00 | 40,043.64 |
| 10 1273 930 112 000 009 | PARAPROFESSIONAL SALARIES | 85,000.00 | 12,526.68 | 38,040.84 | 44.75 | 0.00 | 46,959.16 |
| 10 1273 930 125 000 009 | SUBSTITUTE SALARIES DISTRICT | 10,000.00 | 0.00 | 276.99 | 2.77 | 0.00 | 9,723.01 |
| 10 1273 930 210 000 009 | SOCIAL SECURITY DISTRICT | 11,900.00 | 1,225.49 | 4,058.89 | 34.11 | 0.00 | 7,841.11 |
| 10 1273 930 220 000 009 | RETIREMENT DISTRICT | 9,300.00 | 1,050.95 | 3,479.82 | 37.42 | 0.00 | 5,820.18 |
| 10 1273 930 230 000 009 | HEALTH INSURANCE DISTRICT | 30,000.00 | 3,433.78 | 11,144.72 | 37.15 | 0.00 | 18,855.28 |
| 10 1273 930 240 000 009 | WORKERS' COMPENSATION DISTRICT | 1,000.00 | 56.41 | 210.37 | 21.04 | 0.00 | 789.63 |
| 10 1273 930 319 000 009 | PROFESSIONAL SERVICES | 500.00 | 0.00 | 0.00 | 0.00 | 0.00 | 500.00 |
| 10 1273 930 334 000 009 | TRAVEL DISTRICT | 500.00 | 0.00 | 0.00 | 0.00 | 0.00 | 500.00 |
| 10 1273 930 340 000 009 | COMMUNICATION DISTRICT | 500.00 | 0.00 | 0.00 | 0.00 | 0.00 | 500.00 |
| 10 1273 930 411 000 009 | NON-TECHNOLOGY SUPPLIES | 22,300.00 | 0.00 | 0.00 | 0.00 | 0.00 | 22,300.00 |
| 10 1273 930 412 000 009 | TECHNOLOGY SUPPLIES | 4,000.00 | 0.00 | 0.00 | 0.00 | 0.00 | 4,000.00 |
| 009 MIDDLE SCHOOL | | 235,000.00 | 23,282.40 | 77,167.99 | 32.84 | 0.00 | 157,832.01 |
| 011 JAMES VALLEY | | | | | | | |
| 10 1273 930 411 000 011 | NON-TECHNOLOGY SUPPLIES | 2,500.00 | 0.00 | 0.00 | 0.00 | 0.00 | 2,500.00 |
| 10 1273 930 412 000 011 | TECHNOLOGY SUPPLIES | 500.00 | 0.00 | 0.00 | 0.00 | 0.00 | 500.00 |
| 011 JAMES VALLEY | | 3,000.00 | 0.00 | 0.00 | 0.00 | 0.00 | 3,000.00 |
| 000 DISTRICT | | 775,000.00 | 95,458.72 | 328,356.81 | 42.37 | 0.00 | 446,643.19 |
| 024 SCH IMPROV 1003(A) FOCUS | | | | | | | |
| 010 HIGH SCHOOL | | | | | | | |
| 10 1273 930 473 024 010 | COMPUTER LICENSING FEES | 0.00 | 0.00 | 5,000.00 | 0.00 | 0.00 | (5,000.00) |
| 010 HIGH SCHOOL | | 0.00 | 0.00 | 5,000.00 | 0.00 | 0.00 | (5,000.00) |
| 024 SCH IMPROV 1003(A) FOCUS | | 0.00 | 0.00 | 5,000.00 | 0.00 | 0.00 | (5,000.00) |
| 930 PART A-BASIC | | 775,000.00 | 95,458.72 | 333,356.81 | 43.01 | 0.00 | 441,643.19 |
| 931 PART C-MIGRANT | | | | | | | |
| 10 1273 931 111 | CERTIFIED SALARIES | 80,000.00 | 0.00 | 0.00 | 0.00 | 0.00 | 80,000.00 |
| 10 1273 931 112 | PARAPROFESSIONAL SALARIES | 108,000.00 | 2,821.79 | 9,072.42 | 8.40 | 0.00 | 98,927.58 |
| 10 1273 931 125 | SUBSTITUTE SALARIES | 0.00 | 741.62 | 1,545.78 | 0.00 | 0.00 | (1,545.78) |
| 10 1273 931 210 | SOCIAL SECURITY | 14,400.00 | 272.61 | 812.32 | 5.64 | 0.00 | 13,587.68 |
| 10 1273 931 220 | RETIREMENT | 11,300.00 | 169.31 | 544.35 | 4.82 | 0.00 | 10,755.65 |
| 10 1273 931 230 | HEALTH INSURANCE | 25,000.00 | 778.73 | 2,349.18 | 9.40 | 0.00 | 22,650.82 |
| 10 1273 931 240 | WORKERS' COMPENSATION | 1,300.00 | 11.47 | 34.18 | 2.63 | 0.00 | 1,265.82 |

Expenditure Report by Function
12/2021

| Account Number | Account Description | Current Budget | Expended During Month | Year to Date Expenditures | % of Budget Expended | Outstanding Encumbrances | Uncommitted Funds |
|-------------------------|---------------------------------|----------------|-----------------------|---------------------------|----------------------|--------------------------|-------------------|
| 10 1273 931 411 | NON-TECHNOLOGY SUPPLIES | 9,000.00 | 623.00 | 623.00 | 16.40 | 853.22 | 7,523.78 |
| 10 1273 931 412 | TECHNOLOGY SUPPLIES | 1,000.00 | 0.00 | 0.00 | 0.00 | 0.00 | 1,000.00 |
| | | 250,000.00 | 5,418.53 | 14,981.23 | 6.33 | 853.22 | 234,165.55 |
| 931 | PART C-MIGRANT | 250,000.00 | 5,418.53 | 14,981.23 | 6.33 | 853.22 | 234,165.55 |
| 932 | PART D-N & D | | | | | | |
| 10 1273 932 111 | CERTIFIED SALARIES | 80,000.00 | 4,822.33 | 19,289.32 | 24.11 | 0.00 | 60,710.68 |
| 10 1273 932 125 | SUBSTITUTE SALARIES | 0.00 | 0.00 | 155.00 | 0.00 | 0.00 | (155.00) |
| 10 1273 932 210 | SOCIAL SECURITY | 6,200.00 | 368.90 | 1,487.46 | 23.99 | 0.00 | 4,712.54 |
| 10 1273 932 220 | RETIREMENT | 4,800.00 | 289.34 | 1,157.36 | 24.11 | 0.00 | 3,642.64 |
| 10 1273 932 230 | HEALTH INSURANCE | 13,000.00 | 703.65 | 2,810.70 | 21.62 | 0.00 | 10,189.30 |
| 10 1273 932 240 | WORKERS' COMPENSATION | 300.00 | 15.53 | 62.62 | 20.87 | 0.00 | 237.38 |
| 10 1273 932 319 | PROFESSIONAL SERVICES | 1,000.00 | 0.00 | 0.00 | 0.00 | 0.00 | 1,000.00 |
| 10 1273 932 334 | TRAVEL | 600.00 | 0.00 | 0.00 | 0.00 | 0.00 | 600.00 |
| 10 1273 932 340 | COMMUNICATION | 300.00 | 0.00 | 0.00 | 0.00 | 0.00 | 300.00 |
| 10 1273 932 411 | NON-TECHNOLOGY SUPPLIES | 3,000.00 | 0.00 | 0.00 | 0.00 | 0.00 | 3,000.00 |
| 10 1273 932 412 | TECHNOLOGY SUPPLIES | 800.00 | 0.00 | 0.00 | 0.00 | 0.00 | 800.00 |
| | | 110,000.00 | 6,199.75 | 24,962.46 | 22.69 | 0.00 | 85,037.54 |
| 932 | PART D-N & D | 110,000.00 | 6,199.75 | 24,962.46 | 22.69 | 0.00 | 85,037.54 |
| 1273 | TITLE I | 110,000.00 | 6,199.75 | 24,962.46 | 22.69 | 0.00 | 85,037.54 |
| 2116 | TITLE I ATTEND & SOCIAL WK SVCS | 1,135,000.00 | 107,077.00 | 373,300.50 | 32.97 | 853.22 | 760,846.28 |
| 930 | PART A-BASIC | | | | | | |
| 000 | DISTRICT | | | | | | |
| 001 | BUCHANAN | | | | | | |
| 10 2116 930 111 000 001 | CERTIFIED SALARIES | 0.00 | 875.04 | 3,533.46 | 0.00 | 0.00 | (3,533.46) |
| 10 2116 930 210 000 001 | SOCIAL SECURITY | 0.00 | 57.46 | 232.43 | 0.00 | 0.00 | (232.43) |
| 10 2116 930 220 000 001 | RETIREMENT | 0.00 | 52.50 | 212.01 | 0.00 | 0.00 | (212.01) |
| 10 2116 930 230 000 001 | HEALTH INSURANCE | 0.00 | 224.35 | 896.56 | 0.00 | 0.00 | (896.56) |
| 10 2116 930 240 000 001 | WORKERS' COMPENSATION | 0.00 | 2.67 | 11.22 | 0.00 | 0.00 | (11.22) |
| 001 | BUCHANAN | 0.00 | 1,212.02 | 4,885.68 | 0.00 | 0.00 | (4,885.68) |
| 004 | MADISON | | | | | | |
| 10 2116 930 111 000 004 | CERTIFIED SALARIES | 0.00 | 875.04 | 3,533.46 | 0.00 | 0.00 | (3,533.46) |
| 10 2116 930 210 000 004 | SOCIAL SECURITY | 0.00 | 57.46 | 232.43 | 0.00 | 0.00 | (232.43) |
| 10 2116 930 220 000 004 | RETIREMENT | 0.00 | 52.50 | 212.01 | 0.00 | 0.00 | (212.01) |
| 10 2116 930 230 000 004 | HEALTH INSURANCE | 0.00 | 224.35 | 896.56 | 0.00 | 0.00 | (896.56) |
| 10 2116 930 240 000 004 | WORKERS' COMPENSATION | 0.00 | 2.67 | 11.22 | 0.00 | 0.00 | (11.22) |
| 004 | MADISON | 0.00 | 1,212.02 | 4,885.68 | 0.00 | 0.00 | (4,885.68) |
| 006 | WASHINGTON | | | | | | |
| 10 2116 930 111 000 006 | CERTIFIED SALARIES | 0.00 | 875.04 | 3,533.46 | 0.00 | 0.00 | (3,533.46) |

Expenditure Report by Function
 12/2021

| Account Number | Account Description | Current Budget | Expended During Month | Year to Date Expenditures | % of Budget Expended | Outstanding Encumbrances | Uncommitted Funds |
|--------------------------------------|-------------------------|----------------|-----------------------|---------------------------|----------------------|--------------------------|-------------------|
| 10 2116 930 210 000 006 | SOCIAL SECURITY | 0.00 | 57.46 | 232.43 | 0.00 | 0.00 | (232.43) |
| 10 2116 930 220 000 006 | RETIREMENT | 0.00 | 52.50 | 212.01 | 0.00 | 0.00 | (212.01) |
| 10 2116 930 230 000 006 | HEALTH INSURANCE | 0.00 | 224.35 | 896.56 | 0.00 | 0.00 | (896.56) |
| 10 2116 930 240 000 006 | WORKERS' COMPENSATION | 0.00 | 2.67 | 11.22 | 0.00 | 0.00 | (11.22) |
| 006 WASHINGTON | | 0.00 | 1,212.02 | 4,885.68 | 0.00 | 0.00 | (4,885.68) |
| 009 MIDDLE SCHOOL | | | | | | | |
| 10 2116 930 111 000 009 | CERTIFIED SALARIES | 0.00 | 875.04 | 3,533.46 | 0.00 | 0.00 | (3,533.46) |
| 10 2116 930 210 000 009 | SOCIAL SECURITY | 0.00 | 57.47 | 232.47 | 0.00 | 0.00 | (232.47) |
| 10 2116 930 220 000 009 | RETIREMENT | 0.00 | 52.50 | 212.01 | 0.00 | 0.00 | (212.01) |
| 10 2116 930 230 000 009 | HEALTH INSURANCE | 0.00 | 224.37 | 896.61 | 0.00 | 0.00 | (896.61) |
| 10 2116 930 240 000 009 | WORKERS' COMPENSATION | 0.00 | 2.66 | 11.24 | 0.00 | 0.00 | (11.24) |
| 009 MIDDLE SCHOOL | | 0.00 | 1,212.04 | 4,885.79 | 0.00 | 0.00 | (4,885.79) |
| 000 DISTRICT | | 0.00 | 4,848.10 | 19,542.83 | 0.00 | 0.00 | (19,542.83) |
| 930 PART A-BASIC | | 0.00 | 4,848.10 | 19,542.83 | 0.00 | 0.00 | (19,542.83) |
| 931 PART C-MIGRANT | | | | | | | |
| 10 2116 931 111 | CERTIFIED SALARIES | 0.00 | 2,382.32 | 9,772.64 | 0.00 | 0.00 | (9,772.64) |
| 10 2116 931 210 | SOCIAL SECURITY | 0.00 | 152.89 | 630.31 | 0.00 | 0.00 | (630.31) |
| 10 2116 931 220 | RETIREMENT | 0.00 | 124.05 | 496.20 | 0.00 | 0.00 | (496.20) |
| 10 2116 931 230 | HEALTH INSURANCE | 0.00 | 569.03 | 2,274.17 | 0.00 | 0.00 | (2,274.17) |
| 10 2116 931 240 | WORKERS' COMPENSATION | 0.00 | 7.67 | 31.48 | 0.00 | 0.00 | (31.48) |
| 931 PART C-MIGRANT | | 0.00 | 3,235.96 | 13,204.80 | 0.00 | 0.00 | (13,204.80) |
| 932 PART D-N & D | | | | | | | |
| 10 2116 932 111 | CERTIFIED SALARIES | 0.00 | 1,161.73 | 4,754.92 | 0.00 | 0.00 | (4,754.92) |
| 10 2116 932 210 | SOCIAL SECURITY | 0.00 | 81.95 | 336.05 | 0.00 | 0.00 | (336.05) |
| 10 2116 932 220 | RETIREMENT | 0.00 | 69.71 | 285.32 | 0.00 | 0.00 | (285.32) |
| 10 2116 932 230 | HEALTH INSURANCE | 0.00 | 266.24 | 1,063.79 | 0.00 | 0.00 | (1,063.79) |
| 10 2116 932 240 | WORKERS' COMPENSATION | 0.00 | 3.26 | 14.84 | 0.00 | 0.00 | (14.84) |
| 10 2116 932 411 | NON-TECHNOLOGY SUPPLIES | 0.00 | 0.00 | 178.57 | 0.00 | 0.00 | (178.57) |
| 932 PART D-N & D | | 0.00 | 1,582.89 | 6,633.49 | 0.00 | 0.00 | (6,633.49) |
| 2116 TITLE I ATTEND & SOCIAL WK SVCS | | 0.00 | 1,582.89 | 6,633.49 | 0.00 | 0.00 | (6,633.49) |
| 2122 COUNSELING SERVICES | | 0.00 | 1,582.89 | 6,633.49 | 0.00 | 0.00 | (6,633.49) |
| 000 DISTRICT WIDE | | 0.00 | 9,666.95 | 39,381.12 | 0.00 | 0.00 | (39,381.12) |

Expenditure Report by Function

12/2021

| Account Number | Account Description | Current Budget | Expended During Month | Year to Date Expenditures | % of Budget Expended | Outstanding Encumbrances | Uncommitted Funds |
|-------------------------|--------------------------------|----------------|-----------------------|---------------------------|----------------------|--------------------------|-------------------|
| 10 2122 000 111 | CERTIFIED SALARIES | 325,000.00 | 27,325.25 | 109,301.00 | 33.63 | 0.00 | 215,699.00 |
| 10 2122 000 112 | PARAPROFESSIONAL SALARIES | 26,000.00 | 0.00 | 0.00 | 0.00 | 0.00 | 26,000.00 |
| 10 2122 000 114 | CLASSIFIED SALARIES | 0.00 | 1,763.75 | 1,763.75 | 0.00 | 0.00 | (1,763.75) |
| 10 2122 000 210 | SOCIAL SECURITY | 26,900.00 | 2,062.31 | 7,845.07 | 29.16 | 0.00 | 19,054.93 |
| 10 2122 000 220 | RETIREMENT | 21,100.00 | 1,713.84 | 6,537.84 | 30.99 | 0.00 | 14,562.16 |
| 10 2122 000 230 | GROUP HEALTH/LIFE INS. | 65,000.00 | 4,814.43 | 19,237.22 | 29.60 | 0.00 | 45,762.78 |
| 10 2122 000 240 | WORKERS COMPENSATION | 2,000.00 | 93.67 | 357.65 | 17.88 | 0.00 | 1,642.35 |
| 10 2122 000 334 | TRAVEL | 1,500.00 | 0.00 | 0.00 | 0.00 | 0.00 | 1,500.00 |
| 10 2122 000 340 | COMMUNICATIONS | 2,000.00 | 89.56 | 858.00 | 42.90 | 0.00 | 1,142.00 |
| 10 2122 000 411 | NON-TECHNOLOGY SUPPLIES | 1,500.00 | 0.00 | 153.36 | 10.22 | 0.00 | 1,346.64 |
| 10 2122 000 412 | TECHNOLOGY SUPPLIES | 500.00 | 0.00 | 0.00 | 0.00 | 0.00 | 500.00 |
| 000 | DISTRICT WIDE | 471,500.00 | 37,862.81 | 146,053.89 | 30.98 | 0.00 | 325,446.11 |
| 925 | ESSER III FUNDS | 471,500.00 | 37,862.81 | 146,053.89 | 30.98 | 0.00 | 325,446.11 |
| 200 | 20% LEARNING LOSS | 471,500.00 | 37,862.81 | 146,053.89 | 30.98 | 0.00 | 325,446.11 |
| 009 | MIDDLE SCHOOL | | | | | | |
| 10 2122 925 111 200 009 | CERTIFIED SALARIES | 0.00 | 4,246.58 | 16,986.32 | 0.00 | 0.00 | (16,986.32) |
| 10 2122 925 112 200 009 | PARAPROFESSIONAL SALARIES | 0.00 | 2,317.43 | 7,511.97 | 0.00 | 0.00 | (7,511.97) |
| 10 2122 925 210 200 009 | SOCIAL SECURITY | 0.00 | 483.73 | 1,812.41 | 0.00 | 0.00 | (1,812.41) |
| 10 2122 925 220 200 009 | RETIREMENT | 0.00 | 393.84 | 1,469.88 | 0.00 | 0.00 | (1,469.88) |
| 10 2122 925 230 200 009 | HEALTH INSURANCE | 0.00 | 707.98 | 2,868.31 | 0.00 | 0.00 | (2,868.31) |
| 10 2122 925 240 200 009 | WORKERS' COMPENSATION | 0.00 | 21.13 | 78.86 | 0.00 | 0.00 | (78.86) |
| 009 | MIDDLE SCHOOL | 0.00 | 8,170.69 | 30,727.75 | 0.00 | 0.00 | (30,727.75) |
| 200 | 20% LEARNING LOSS | 0.00 | 8,170.69 | 30,727.75 | 0.00 | 0.00 | (30,727.75) |
| 925 | ESSER III FUNDS | 0.00 | 8,170.69 | 30,727.75 | 0.00 | 0.00 | (30,727.75) |
| 2122 | COUNSELING SERVICES | 471,500.00 | 46,033.50 | 176,781.64 | 37.49 | 0.00 | 294,718.36 |
| 2128 | TITLE I PARENT INVOLVEMENT ACT | | | | | | |
| 930 | PART A-BASIC | | | | | | |
| 000 | DISTRICT | | | | | | |
| 001 | BUCHANAN | | | | | | |
| 10 2128 930 411 000 001 | NON-TECHNOLOGY SUPPLIES | 0.00 | 21.96 | 1,353.14 | 0.00 | 0.00 | (1,353.14) |
| 001 | BUCHANAN | 0.00 | 21.96 | 1,353.14 | 0.00 | 0.00 | (1,353.14) |
| 004 | MADISON | | | | | | |
| 10 2128 930 411 000 004 | NON-TECHNOLOGY SUPPLIES | 0.00 | 21.96 | 1,449.41 | 0.00 | 0.00 | (1,449.41) |
| 004 | MADISON | 0.00 | 21.96 | 1,449.41 | 0.00 | 0.00 | (1,449.41) |
| 006 | WASHINGTON | | | | | | |
| 10 2128 930 411 000 006 | NON-TECHNOLOGY SUPPLIES | 0.00 | 21.96 | 1,813.70 | 0.00 | 0.00 | (1,813.70) |
| 006 | WASHINGTON | 0.00 | 21.96 | 1,813.70 | 0.00 | 0.00 | (1,813.70) |
| 000 | DISTRICT | | | | | | |
| 930 | PART A-BASIC | | | | | | |
| 10 2128 930 411 000 000 | NON-TECHNOLOGY SUPPLIES | 0.00 | 65.88 | 4,616.25 | 0.00 | 0.00 | (4,616.25) |
| 930 | PART A-BASIC | 0.00 | 65.88 | 4,616.25 | 0.00 | 0.00 | (4,616.25) |

Expenditure Report by Function
 12/2021

| Account Description | Current Budget | Expended During Month | Year to Date Expenditures | % of Budget Expended | Outstanding Encumbrances | Uncommitted Funds |
|---|-------------------|-----------------------|---------------------------|----------------------|--------------------------|-------------------|
| TITLE I PARENT INVOLVEMENT ACT | 0.00 | 65.88 | 4,616.25 | 0.00 | 0.00 | (4,616.25) |
| 2134 NURSE SERVICES | | | | | | |
| 000 DISTRICT WIDE | | | | | | |
| 10 2134 000 111 CERTIFIED SALARIES | 78,000.00 | 6,750.38 | 27,001.52 | 34.62 | 0.00 | 50,998.48 |
| 10 2134 000 125 SUBSTITUTE SALARIES | 0.00 | 1,140.00 | 4,035.00 | 0.00 | 0.00 | (4,035.00) |
| 10 2134 000 210 SOCIAL SECURITY | 6,000.00 | 516.35 | 2,017.24 | 33.62 | 0.00 | 3,982.76 |
| 10 2134 000 220 RETIREMENT | 4,700.00 | 370.37 | 1,481.47 | 31.52 | 0.00 | 3,218.53 |
| 10 2134 000 230 GROUP HEALTH/LIFE INS. | 18,000.00 | 1,495.21 | 5,974.60 | 33.19 | 0.00 | 12,025.40 |
| 10 2134 000 240 WORKERS COMPENSATION | 500.00 | 25.41 | 99.96 | 19.99 | 0.00 | 400.04 |
| 10 2134 000 334 TRAVEL | 1,000.00 | 0.00 | 190.68 | 19.07 | 0.00 | 809.32 |
| 10 2134 000 340 COMMUNICATIONS | 700.00 | 22.39 | 294.50 | 42.07 | 0.00 | 405.50 |
| 10 2134 000 411 NON-TECHNOLOGY SUPPLIES | 2,500.00 | 973.24 | 1,206.50 | 48.26 | 0.00 | 1,293.50 |
| 10 2134 000 412 TECHNOLOGY SUPPLIES | 200.00 | 0.00 | 0.00 | 0.00 | 0.00 | 200.00 |
| 10 2134 000 640 DUES AND FEES | 200.00 | 0.00 | 0.00 | 0.00 | 0.00 | 200.00 |
| 000 DISTRICT WIDE | 111,800.00 | 11,293.35 | 42,301.47 | 37.84 | 0.00 | 69,498.53 |
| 2134 NURSE SERVICES | 111,800.00 | 11,293.35 | 42,301.47 | 37.84 | 0.00 | 69,498.53 |
| 2149 EDUCATIONAL MODIFICATIONS | | | | | | |
| 000 DISTRICT WIDE | | | | | | |
| 10 2149 000 111 CERTIFIED SALARIES | 1,000.00 | 0.00 | 0.00 | 0.00 | 0.00 | 1,000.00 |
| 10 2149 000 210 SOCIAL SECURITY | 100.00 | 0.00 | 0.00 | 0.00 | 0.00 | 100.00 |
| 10 2149 000 220 RETIREMENT | 100.00 | 0.00 | 0.00 | 0.00 | 0.00 | 100.00 |
| 10 2149 000 240 WORKMENS COMPENSATION | 100.00 | 0.00 | 0.00 | 0.00 | 0.00 | 100.00 |
| 10 2149 000 319 PROFESSIONAL SERVICES | 3,700.00 | 0.00 | 0.00 | 0.00 | 0.00 | 3,700.00 |
| 000 DISTRICT WIDE | 5,000.00 | 0.00 | 0.00 | 0.00 | 0.00 | 5,000.00 |
| 2149 EDUCATIONAL MODIFICATIONS | 5,000.00 | 0.00 | 0.00 | 0.00 | 0.00 | 5,000.00 |
| 2212 INST & CURRICULUM DEVELOPMENT | | | | | | |
| 000 DISTRICT WIDE | | | | | | |
| 10 2212 000 113 ADMINISTRATIVE SALARIES | 90,000.00 | 8,303.00 | 45,803.00 | 50.89 | 0.00 | 44,197.00 |
| 10 2212 000 114 CLASSIFIED SALARIES | 42,000.00 | 3,480.36 | 20,882.16 | 49.72 | 0.00 | 21,117.84 |
| 10 2212 000 210 SOCIAL SECURITY | 10,100.00 | 865.74 | 4,879.50 | 48.31 | 0.00 | 5,220.50 |
| 10 2212 000 220 RETIREMENT | 8,000.00 | 707.00 | 4,001.10 | 50.01 | 0.00 | 3,998.90 |
| 10 2212 000 230 GROUP HEALTH/LIFE INS. | 22,000.00 | 1,848.95 | 11,080.70 | 50.37 | 0.00 | 10,919.30 |

| Account Number | Account Description | Current Budget | Expended During Month | Year to Date Expenditures | % of Budget Expended | Outstanding Encumbrances | Uncommitted Funds |
|-------------------------|-------------------------------|----------------|-----------------------|---------------------------|----------------------|--------------------------|-------------------|
| 10 2212 000 240 | WORKERS COMPENSATION | 800.00 | 37.95 | 214.75 | 26.84 | 0.00 | 585.25 |
| 10 2212 000 319 | PROFESSIONAL SERVICES | 20,000.00 | 0.00 | 0.00 | 0.00 | 0.00 | 20,000.00 |
| 10 2212 000 323 | REPAIRS & MTNCE | 3,000.00 | 0.00 | 3,000.00 | 100.00 | 0.00 | 0.00 |
| 10 2212 000 334 | TRAVEL | 1,000.00 | 0.00 | 337.77 | 33.78 | 0.00 | 662.23 |
| 10 2212 000 340 | COMMUNICATIONS | 1,300.00 | 67.17 | 745.45 | 57.34 | 0.00 | 554.55 |
| 10 2212 000 411 | NON-TECHNOLOGY SUPPLIES | 8,000.00 | 21.56 | 363.19 | 4.54 | 0.00 | 7,636.81 |
| 10 2212 000 412 | TECHNOLOGY SUPPLIES | 2,000.00 | 0.00 | 0.00 | 0.00 | 0.00 | 2,000.00 |
| 10 2212 000 640 | DUES & FEES | 600.00 | 0.00 | 488.00 | 81.33 | 0.00 | 112.00 |
| 000 | DISTRICT WIDE | 208,800.00 | 15,331.73 | 91,795.62 | 43.96 | 0.00 | 117,004.38 |
| 2212 | INST & CURRICULUM DEVELOPMENT | 208,800.00 | 15,331.73 | 91,795.62 | 43.96 | 0.00 | 117,004.38 |
| 2213 | INST STAFF TRAINING (IN-SERV) | 208,800.00 | 15,331.73 | 91,795.62 | 43.96 | 0.00 | 117,004.38 |
| 000 | DISTRICT WIDE | 208,800.00 | 15,331.73 | 91,795.62 | 43.96 | 0.00 | 117,004.38 |
| 10 2213 000 111 | CERTIFIED SALARIES | 5,000.00 | 0.00 | 7,820.00 | 156.40 | 0.00 | (2,820.00) |
| 10 2213 000 210 | SOCIAL SECURITY | 400.00 | 0.00 | 598.14 | 149.54 | 0.00 | (198.14) |
| 10 2213 000 220 | RETIREMENT | 300.00 | 0.00 | 468.24 | 156.08 | 0.00 | (168.24) |
| 10 2213 000 240 | WORKMENS COMPENSATION | 100.00 | 0.00 | 25.12 | 25.12 | 0.00 | 74.88 |
| 10 2213 000 319 | PROFESSIONAL SERVICES | 20,000.00 | 0.00 | 1,500.00 | 7.50 | 0.00 | 18,500.00 |
| 10 2213 000 334 | TRAVEL | 300.00 | 0.00 | 0.00 | 0.00 | 0.00 | 300.00 |
| 10 2213 000 340 | COMMUNICATIONS | 100.00 | 0.00 | 0.00 | 0.00 | 0.00 | 100.00 |
| 10 2213 000 411 | NON-TECHNOLOGY SUPPLIES | 9,400.00 | 0.00 | 0.00 | 0.00 | 0.00 | 9,400.00 |
| 10 2213 000 412 | TECHNOLOGY SUPPLIES | 100.00 | 0.00 | 0.00 | 0.00 | 0.00 | 100.00 |
| 000 | DISTRICT WIDE | 35,700.00 | 0.00 | 10,411.50 | 29.16 | 0.00 | 25,288.50 |
| 2213 | INST STAFF TRAINING (IN-SERV) | 35,700.00 | 0.00 | 10,411.50 | 29.16 | 0.00 | 25,288.50 |
| 2214 | TITLE I PROF DEV SVCS | 35,700.00 | 0.00 | 10,411.50 | 29.16 | 0.00 | 25,288.50 |
| 930 | PART A-BASIC | 35,700.00 | 0.00 | 10,411.50 | 29.16 | 0.00 | 25,288.50 |
| 024 | SCH IMPROV 1003(A) FOCUS | 0.00 | 0.00 | 1,200.00 | 0.00 | 0.00 | (1,200.00) |
| 010 | HIGH SCHOOL | 0.00 | 0.00 | 1,200.00 | 0.00 | 0.00 | (1,200.00) |
| 10 2214 930 319 024 010 | PROFESSIONAL SERVICES | 0.00 | 0.00 | 1,200.00 | 0.00 | 0.00 | (1,200.00) |
| 010 | HIGH SCHOOL | 0.00 | 0.00 | 1,200.00 | 0.00 | 0.00 | (1,200.00) |
| 024 | SCH IMPROV 1003(A) FOCUS | 0.00 | 0.00 | 1,200.00 | 0.00 | 0.00 | (1,200.00) |
| 930 | PART A-BASIC | 0.00 | 0.00 | 1,200.00 | 0.00 | 0.00 | (1,200.00) |
| 2214 | TITLE I PROF DEV SVCS | 0.00 | 0.00 | 1,200.00 | 0.00 | 0.00 | (1,200.00) |
| 2219 | TITLE II | 0.00 | 0.00 | 1,200.00 | 0.00 | 0.00 | (1,200.00) |
| 000 | DISTRICT WIDE | 0.00 | 0.00 | 1,200.00 | 0.00 | 0.00 | (1,200.00) |

Expenditure Report by Function
 12/2021

| Account Description | Current Budget | Expended During Month | Year to Date Expenditures | % of Budget Expended | Outstanding Encumbrances | Uncommitted Funds |
|------------------------------|----------------|-----------------------|---------------------------|----------------------|--------------------------|-------------------|
| CERTIFIED SALARIES | 190,000.00 | 14,374.08 | 57,442.32 | 30.23 | 0.00 | 132,557.68 |
| SUBSTITUTE SALARIES | 0.00 | 60.00 | 1,095.00 | 0.00 | 0.00 | (1,095.00) |
| SOCIAL SECURITY | 14,600.00 | 1,030.73 | 4,184.81 | 28.66 | 0.00 | 10,415.19 |
| RETIREMENT | 11,400.00 | 862.45 | 3,446.56 | 30.23 | 0.00 | 7,953.44 |
| HEALTH INSURANCE | 18,000.00 | 2,326.35 | 9,293.70 | 51.63 | 0.00 | 8,706.30 |
| WORKMENS COMPENSATION | 1,000.00 | 46.48 | 188.49 | 18.85 | 0.00 | 811.51 |
| PROFESSIONAL SERVICES | 3,000.00 | 0.00 | 0.00 | 0.00 | 0.00 | 3,000.00 |
| TRAVEL | 400.00 | 0.00 | 0.00 | 0.00 | 0.00 | 400.00 |
| NON-TECHNOLOGY SUPPLIES | 1,400.00 | 0.00 | 0.00 | 0.00 | 0.00 | 1,400.00 |
| TECHNOLOGY SUPPLIES | 200.00 | 0.00 | 0.00 | 0.00 | 0.00 | 200.00 |
| | 240,000.00 | 18,700.09 | 75,650.88 | 31.52 | 0.00 | 164,349.12 |
| | 240,000.00 | 18,700.09 | 75,650.88 | 31.52 | 0.00 | 164,349.12 |
| 000 DISTRICT | | | | | | |
| 011 JAMES VALLEY | | | | | | |
| 10 2219 000 319 000 011 | 0.00 | 0.00 | 763.00 | 0.00 | 0.00 | (763.00) |
| 011 JAMES VALLEY | 0.00 | 0.00 | 763.00 | 0.00 | 0.00 | (763.00) |
| 000 DISTRICT | 0.00 | 0.00 | 763.00 | 0.00 | 0.00 | (763.00) |
| 000 DISTRICT WIDE | 240,000.00 | 18,700.09 | 76,413.88 | 31.84 | 0.00 | 163,586.12 |
| 991 TITLE III | | | | | | |
| 10 2219 991 334 | 0.00 | 0.00 | 600.00 | 0.00 | 0.00 | (600.00) |
| 10 2219 991 411 | 0.00 | 0.00 | 1,003.90 | 0.00 | 0.00 | (1,003.90) |
| 991 TITLE III | 0.00 | 0.00 | 1,603.90 | 0.00 | 0.00 | (1,603.90) |
| 2219 TITLE II | 0.00 | 0.00 | 1,603.90 | 0.00 | 0.00 | (1,603.90) |
| 2222 LIBRARY SERVICES | | | | | | |
| 000 DISTRICT WIDE | | | | | | |
| 10 2222 000 111 | 56,000.00 | 4,585.67 | 18,342.68 | 32.75 | 0.00 | 37,657.32 |
| 10 2222 000 112 | 154,000.00 | 20,300.29 | 70,669.91 | 45.89 | 0.00 | 83,330.09 |
| 10 2222 000 125 | 3,000.00 | 285.92 | 451.22 | 15.04 | 0.00 | 2,548.78 |
| 10 2222 000 210 | 16,300.00 | 1,716.47 | 6,216.49 | 38.14 | 0.00 | 10,083.51 |
| 10 2222 000 220 | 12,800.00 | 1,493.14 | 5,241.71 | 40.95 | 0.00 | 7,558.29 |
| 10 2222 000 230 | 55,000.00 | 5,740.26 | 18,185.50 | 33.06 | 0.00 | 36,814.50 |
| 10 2222 000 240 | 1,000.00 | 81.06 | 282.78 | 28.28 | 0.00 | 717.22 |
| 10 2222 000 323 | 1,000.00 | 0.00 | 1,876.37 | 187.64 | 0.00 | (876.37) |
| 10 2222 000 334 | 3,000.00 | 0.00 | 0.00 | 0.00 | 0.00 | 3,000.00 |
| | 302,100.00 | 34,202.81 | 121,266.66 | 40.14 | 0.00 | 180,833.34 |

Expenditure Report by Function
 12/2021

| Account Description | Current Budget | Expended During Month | Year to Date Expenditures | % of Budget Expended | Outstanding Encumbrances | Uncommitted Funds |
|---|----------------|-----------------------|---------------------------|----------------------|--------------------------|-------------------|
| 000 DISTRICT WIDE | 302,100.00 | 34,202.81 | 121,266.66 | 40.14 | 0.00 | 180,833.34 |
| 511 BUCHANAN ELEMENTARY | 302,100.00 | 34,202.81 | 121,266.66 | 40.14 | 0.00 | 180,833.34 |
| 10 2222 511 411 NON-TECHNOLOGY SUPPLIES | 2,700.00 | 83.21 | 1,236.66 | 56.63 | 292.29 | 1,171.05 |
| 10 2222 511 412 TECHNOLOGY SUPPLIES | 300.00 | 41.99 | 220.79 | 73.60 | 0.00 | 79.21 |
| | 3,000.00 | 125.20 | 1,457.45 | 58.32 | 292.29 | 1,250.26 |
| | 3,000.00 | 125.20 | 1,457.45 | 58.32 | 292.29 | 1,250.26 |
| 511 BUCHANAN ELEMENTARY | 3,000.00 | 125.20 | 1,457.45 | 58.32 | 292.29 | 1,250.26 |
| 512 HURON COLONY ELEMENTARY | | | | | | |
| 10 2222 512 411 NON-TECHNOLOGY SUPPLIES | 400.00 | 0.00 | 0.00 | 0.00 | 0.00 | 400.00 |
| 10 2222 512 412 TECHNOLOGY SUPPLIES | 100.00 | 0.00 | 0.00 | 0.00 | 0.00 | 100.00 |
| | 500.00 | 0.00 | 0.00 | 0.00 | 0.00 | 500.00 |
| | 500.00 | 0.00 | 0.00 | 0.00 | 0.00 | 500.00 |
| 512 HURON COLONY ELEMENTARY | 500.00 | 0.00 | 0.00 | 0.00 | 0.00 | 500.00 |
| 514 MADISON ELEMENTARY | | | | | | |
| 10 2222 514 411 NON-TECHNOLOGY SUPPLIES | 2,700.00 | 212.27 | 406.22 | 15.05 | 0.00 | 2,293.78 |
| 10 2222 514 412 TECHNOLOGY SUPPLIES | 300.00 | 0.00 | 0.00 | 0.00 | 0.00 | 300.00 |
| | 3,000.00 | 212.27 | 406.22 | 13.54 | 0.00 | 2,593.78 |
| | 3,000.00 | 212.27 | 406.22 | 13.54 | 0.00 | 2,593.78 |
| 514 MADISON ELEMENTARY | 3,000.00 | 212.27 | 406.22 | 13.54 | 0.00 | 2,593.78 |
| 516 WASHINGTON ELEMENTARY | | | | | | |
| 10 2222 516 411 NON-TECHNOLOGY SUPPLIES | 2,700.00 | 516.52 | 1,081.39 | 40.05 | 0.00 | 1,618.61 |
| 10 2222 516 412 TECHNOLOGY SUPPLIES | 300.00 | 0.00 | 800.00 | 266.67 | 0.00 | (500.00) |
| | 3,000.00 | 516.52 | 1,881.39 | 62.71 | 0.00 | 1,118.61 |
| | 3,000.00 | 516.52 | 1,881.39 | 62.71 | 0.00 | 1,118.61 |
| 516 WASHINGTON ELEMENTARY | 3,000.00 | 516.52 | 1,881.39 | 62.71 | 0.00 | 1,118.61 |
| 518 RIVERSIDE COLONY ELEMENTARY | | | | | | |
| 10 2222 518 411 NON-TECHNOLOGY SUPPLIES | 400.00 | 75.99 | 406.41 | 101.60 | 0.00 | (6.41) |
| 10 2222 518 412 TECHNOLOGY SUPPLIES | 100.00 | 0.00 | 0.00 | 0.00 | 0.00 | 100.00 |
| | 500.00 | 75.99 | 406.41 | 81.28 | 0.00 | 93.59 |
| | 500.00 | 75.99 | 406.41 | 81.28 | 0.00 | 93.59 |

Expenditure Report by Function
 12/2021

| Account Number | Account Description | Current Budget | Expended During Month | Year to Date Expenditures | % of Budget Expended | Outstanding Encumbrances | Uncommitted Funds |
|-----------------|-----------------------------|----------------|-----------------------|---------------------------|----------------------|--------------------------|-------------------|
| 518 | RIVERSIDE COLONY ELEMENTARY | 500.00 | 75.99 | 406.41 | 81.28 | 0.00 | 93.59 |
| 600 | MIDDLE SCHOOL | | | | | | |
| 10 2222 600 411 | NON-TECHNOLOGY SUPPLIES | 4,000.00 | 0.00 | 1,140.90 | 89.90 | 2,455.16 | 403.94 |
| 10 2222 600 412 | TECHNOLOGY SUPPLIES | 500.00 | 0.00 | 0.00 | 0.00 | 0.00 | 500.00 |
| | | 4,500.00 | 0.00 | 1,140.90 | 79.91 | 2,455.16 | 903.94 |
| | | 4,500.00 | 0.00 | 1,140.90 | 79.91 | 2,455.16 | 903.94 |
| 600 | MIDDLE SCHOOL | 4,500.00 | 0.00 | 1,140.90 | 79.91 | 2,455.16 | 903.94 |
| 700 | HIGH SCHOOL | | | | | | |
| 10 2222 700 411 | NON-TECHNOLOGY SUPPLIES | 5,400.00 | 431.97 | 913.18 | 16.91 | 0.00 | 4,486.82 |
| 10 2222 700 412 | TECHNOLOGY SUPPLIES | 600.00 | 0.00 | 0.00 | 0.00 | 0.00 | 600.00 |
| | | 6,000.00 | 431.97 | 913.18 | 15.22 | 0.00 | 5,086.82 |
| | | 6,000.00 | 431.97 | 913.18 | 15.22 | 0.00 | 5,086.82 |
| 700 | HIGH SCHOOL | 6,000.00 | 431.97 | 913.18 | 15.22 | 0.00 | 5,086.82 |
| 2222 | LIBRARY SERVICES | 6,000.00 | 431.97 | 913.18 | 15.22 | 0.00 | 5,086.82 |
| | | 322,600.00 | 35,564.76 | 127,472.21 | 40.37 | 2,747.45 | 192,380.34 |
| 2227 | TECHNOLOGY IN SCHOOL | | | | | | |
| 000 | DISTRICT WIDE | | | | | | |
| 10 2227 000 113 | ADMINISTRATIVE SALARIES | 77,000.00 | 6,376.67 | 38,260.02 | 49.69 | 0.00 | 38,739.98 |
| 10 2227 000 114 | CLASSIFIED SALARIES | 205,000.00 | 16,955.84 | 103,317.95 | 50.40 | 0.00 | 101,682.05 |
| 10 2227 000 210 | SOCIAL SECURITY | 21,600.00 | 1,572.63 | 9,604.26 | 44.46 | 0.00 | 11,995.74 |
| 10 2227 000 220 | RETIREMENT | 17,000.00 | 1,399.96 | 8,357.87 | 49.16 | 0.00 | 8,642.13 |
| 10 2227 000 230 | GROUP HEALTH/LIFE INS. | 71,000.00 | 5,911.75 | 35,438.00 | 49.91 | 0.00 | 35,562.00 |
| 10 2227 000 240 | WORKERS COMPENSATION | 1,000.00 | 75.12 | 451.52 | 45.15 | 0.00 | 548.48 |
| 10 2227 000 319 | PROFESSIONAL SERVICES | 7,000.00 | 0.00 | 8,627.92 | 123.26 | 0.00 | (1,627.92) |
| 10 2227 000 323 | REPAIRS & MTNCE | 1,000.00 | 0.00 | 211.42 | 21.14 | 0.00 | 788.58 |
| 10 2227 000 334 | TRAVEL | 800.00 | 0.00 | 0.00 | 0.00 | 0.00 | 800.00 |
| 10 2227 000 340 | COMMUNICATIONS | 85,000.00 | 7,389.78 | 45,815.60 | 53.90 | 0.00 | 39,184.40 |
| 10 2227 000 411 | NON-TECHNOLOGY SUPPLIES | 8,500.00 | 0.00 | 0.00 | 0.00 | 0.00 | 8,500.00 |
| 10 2227 000 412 | TECHNOLOGY SUPPLIES | 4,000.00 | 0.00 | 3,408.22 | 85.21 | 0.00 | 591.78 |
| 10 2227 000 479 | SUPPLIES (NON-CONSUM) | 13,000.00 | 100.00 | 1,850.00 | 14.23 | 0.00 | 11,150.00 |
| | | 511,900.00 | 39,781.75 | 255,342.78 | 49.88 | 0.00 | 256,557.22 |
| | | 511,900.00 | 39,781.75 | 255,342.78 | 49.88 | 0.00 | 256,557.22 |
| | | 511,900.00 | 39,781.75 | 255,342.78 | 49.88 | 0.00 | 256,557.22 |
| 000 | DISTRICT WIDE | 511,900.00 | 39,781.75 | 255,342.78 | 49.88 | 0.00 | 256,557.22 |
| 2227 | TECHNOLOGY IN SCHOOL | 511,900.00 | 39,781.75 | 255,342.78 | 49.88 | 0.00 | 256,557.22 |
| 2311 | BOARD OF EDUCATION | | | | | | |
| 000 | DISTRICT WIDE | | | | | | |
| | | 511,900.00 | 39,781.75 | 255,342.78 | 49.88 | 0.00 | 256,557.22 |

Expenditure Report by Function
 12/2021

| Account Number | Account Description | Current Budget | Expended During Month | Year to Date Expenditures | % of Budget Expended | Outstanding Encumbrances | Uncommitted Funds |
|-----------------|-------------------------|----------------|-----------------------|---------------------------|----------------------|--------------------------|-------------------|
| 10 2311 000 111 | CERTIFIED SALARIES | 0.00 | 149.17 | 596.68 | 0.00 | 0.00 | (596.68) |
| 10 2311 000 113 | ADMINISTRATIVE SALARIES | 20,000.00 | 0.00 | 4,750.00 | 23.75 | 0.00 | 15,250.00 |
| 10 2311 000 114 | CLASSIFIED SALARIES | 3,000.00 | 0.00 | 0.00 | 0.00 | 0.00 | 3,000.00 |
| 10 2311 000 210 | SOCIAL SECURITY | 1,800.00 | 11.41 | 409.04 | 22.72 | 0.00 | 1,390.96 |
| 10 2311 000 220 | RETIREMENT | 0.00 | 8.95 | 35.80 | 0.00 | 0.00 | (35.80) |
| 10 2311 000 240 | WORKMENS COMPENSATION | 300.00 | 0.48 | 17.22 | 5.74 | 0.00 | 282.78 |
| 10 2311 000 319 | PROFESSIONAL SERVICES | 32,000.00 | 0.00 | 7,185.00 | 22.45 | 0.00 | 24,815.00 |
| 10 2311 000 334 | TRAVEL | 4,900.00 | 0.00 | 725.68 | 14.81 | 0.00 | 4,174.32 |
| 10 2311 000 340 | COMMUNICATIONS | 6,000.00 | 292.19 | 2,380.50 | 39.68 | 0.00 | 3,619.50 |
| 10 2311 000 350 | ADVERTISING | 10,000.00 | 0.00 | 10,197.96 | 101.98 | 0.00 | (197.96) |
| 10 2311 000 411 | NON-TECHNOLOGY SUPPLIES | 20,000.00 | 899.95 | 8,046.55 | 40.23 | 0.00 | 11,953.45 |
| 10 2311 000 412 | TECHNOLOGY SUPPLIES | 1,000.00 | 722.78 | 3,929.78 | 392.98 | 0.00 | (2,929.78) |
| 10 2311 000 640 | DUES & FEES | 10,000.00 | 0.00 | 1,695.00 | 16.95 | 0.00 | 8,305.00 |
| 10 2311 000 651 | LIABILITY INSURANCE | 175,000.00 | 0.00 | 128,015.00 | 73.15 | 0.00 | 46,985.00 |
| 000 | DISTRICT WIDE | 284,000.00 | 2,084.93 | 167,984.21 | 59.15 | 0.00 | 116,015.79 |
| 2311 | BOARD OF EDUCATION | 284,000.00 | 2,084.93 | 167,984.21 | 59.15 | 0.00 | 116,015.79 |
| 2314 | ELECTION SERVICES | 284,000.00 | 2,084.93 | 167,984.21 | 59.15 | 0.00 | 116,015.79 |
| 000 | DISTRICT WIDE | 284,000.00 | 2,084.93 | 167,984.21 | 59.15 | 0.00 | 116,015.79 |
| 10 2314 000 114 | CLASSIFIED SALARIES | 3,500.00 | 0.00 | 0.00 | 0.00 | 0.00 | 3,500.00 |
| 10 2314 000 210 | SOCIAL SECURITY | 300.00 | 0.00 | 0.00 | 0.00 | 0.00 | 300.00 |
| 10 2314 000 240 | WORKMENS COMPENSATION | 100.00 | 0.00 | 0.00 | 0.00 | 0.00 | 100.00 |
| 10 2314 000 319 | PROFESSIONAL SERVICES | 100.00 | 0.00 | 0.00 | 0.00 | 0.00 | 100.00 |
| 10 2314 000 334 | TRAVEL | 100.00 | 0.00 | 0.00 | 0.00 | 0.00 | 100.00 |
| 10 2314 000 411 | NON-TECHNOLOGY SUPPLIES | 300.00 | 0.00 | 0.00 | 0.00 | 0.00 | 300.00 |
| 10 2314 000 412 | TECHNOLOGY SUPPLIES | 100.00 | 0.00 | 0.00 | 0.00 | 0.00 | 100.00 |
| 000 | DISTRICT WIDE | 4,500.00 | 0.00 | 0.00 | 0.00 | 0.00 | 4,500.00 |
| 2314 | ELECTION SERVICES | 4,500.00 | 0.00 | 0.00 | 0.00 | 0.00 | 4,500.00 |
| 2315 | LEGAL SERVICES | 4,500.00 | 0.00 | 0.00 | 0.00 | 0.00 | 4,500.00 |
| 000 | DISTRICT WIDE | 4,500.00 | 0.00 | 0.00 | 0.00 | 0.00 | 4,500.00 |
| 10 2315 000 319 | PROFESSIONAL SERVICES | 14,000.00 | 1,100.00 | 6,600.00 | 47.14 | 0.00 | 7,400.00 |
| 000 | DISTRICT WIDE | 14,000.00 | 1,100.00 | 6,600.00 | 47.14 | 0.00 | 7,400.00 |
| 10 2315 000 319 | PROFESSIONAL SERVICES | 14,000.00 | 1,100.00 | 6,600.00 | 47.14 | 0.00 | 7,400.00 |

Expenditure Report by Function
 12/2021

| Account Description | Current Budget | Expended During Month | Year to Date Expenditures | % of Budget Expended | Outstanding Encumbrances | Uncommitted Funds |
|---------------------------------|----------------|-----------------------|---------------------------|----------------------|--------------------------|-------------------|
| 000 DISTRICT WIDE | 14,000.00 | 1,100.00 | 6,600.00 | 47.14 | 0.00 | 7,400.00 |
| 2315 LEGAL SERVICES | 14,000.00 | 1,100.00 | 6,600.00 | 47.14 | 0.00 | 7,400.00 |
| 2317 | | | | | | |
| 000 | | | | | | |
| AUDIT SERVICES | | | | | | |
| DISTRICT WIDE | | | | | | |
| 10 2317 000 319 | 20,000.00 | 0.00 | 15,000.00 | 75.00 | 0.00 | 5,000.00 |
| PROFESSIONAL SERVICES | 20,000.00 | 0.00 | 15,000.00 | 75.00 | 0.00 | 5,000.00 |
| 000 DISTRICT WIDE | 20,000.00 | 0.00 | 15,000.00 | 75.00 | 0.00 | 5,000.00 |
| 2317 AUDIT SERVICES | 20,000.00 | 0.00 | 15,000.00 | 75.00 | 0.00 | 5,000.00 |
| 2319 | | | | | | |
| 000 | | | | | | |
| NEGOTIATION SERVICES | | | | | | |
| DISTRICT WIDE | | | | | | |
| 10 2319 000 319 | 2,000.00 | 0.00 | 0.00 | 0.00 | 0.00 | 2,000.00 |
| PROFESSIONAL SERVICES | 2,000.00 | 0.00 | 0.00 | 0.00 | 0.00 | 2,000.00 |
| 000 DISTRICT WIDE | 2,000.00 | 0.00 | 0.00 | 0.00 | 0.00 | 2,000.00 |
| 2319 NEGOTIATION SERVICES | 2,000.00 | 0.00 | 0.00 | 0.00 | 0.00 | 2,000.00 |
| 2321 | | | | | | |
| 000 | | | | | | |
| OFFICE OF SUPERINTENDENT | | | | | | |
| DISTRICT WIDE | | | | | | |
| 10 2321 000 113 | 165,500.00 | 13,800.00 | 82,800.00 | 50.03 | 0.00 | 82,700.00 |
| ADMINISTRATIVE SALARIES | 165,500.00 | 13,800.00 | 82,800.00 | 50.03 | 0.00 | 82,700.00 |
| 10 2321 000 114 | 43,000.00 | 3,607.73 | 21,646.38 | 50.34 | 0.00 | 21,353.62 |
| CLASSIFIED SALARIES | 43,000.00 | 3,607.73 | 21,646.38 | 50.34 | 0.00 | 21,353.62 |
| 10 2321 000 125 | 0.00 | 0.00 | 464.64 | 0.00 | 0.00 | (464.64) |
| SUBSTITUTE SALARIES | 0.00 | 0.00 | 464.64 | 0.00 | 0.00 | (464.64) |
| 10 2321 000 210 | 16,000.00 | 1,307.06 | 7,881.36 | 49.26 | 0.00 | 8,118.64 |
| SOCIAL SECURITY | 16,000.00 | 1,307.06 | 7,881.36 | 49.26 | 0.00 | 8,118.64 |
| 10 2321 000 220 | 14,600.00 | 1,044.46 | 6,266.76 | 42.92 | 0.00 | 8,333.24 |
| RETIREMENT | 14,600.00 | 1,044.46 | 6,266.76 | 42.92 | 0.00 | 8,333.24 |
| 10 2321 000 230 | 30,000.00 | 2,494.30 | 14,997.42 | 49.99 | 0.00 | 15,002.58 |
| GROUP HEALTH/LIFE INS. | 30,000.00 | 2,494.30 | 14,997.42 | 49.99 | 0.00 | 15,002.58 |
| 10 2321 000 240 | 1,200.00 | 56.06 | 337.86 | 28.16 | 0.00 | 862.14 |
| WORKERS COMPENSATION | 1,200.00 | 56.06 | 337.86 | 28.16 | 0.00 | 862.14 |
| 10 2321 000 323 | 3,000.00 | 0.00 | 1,767.57 | 58.92 | 0.00 | 1,232.43 |
| REPAIRS & MFINCE | 3,000.00 | 0.00 | 1,767.57 | 58.92 | 0.00 | 1,232.43 |
| 10 2321 000 334 | 4,000.00 | 1,079.92 | 2,022.06 | 50.55 | 0.00 | 1,977.94 |
| TRAVEL | 4,000.00 | 1,079.92 | 2,022.06 | 50.55 | 0.00 | 1,977.94 |
| 10 2321 000 340 | 1,500.00 | 44.78 | 589.00 | 39.27 | 0.00 | 911.00 |
| COMMUNICATIONS | 1,500.00 | 44.78 | 589.00 | 39.27 | 0.00 | 911.00 |
| 10 2321 000 411 | 8,000.00 | 2,746.36 | 3,236.84 | 41.28 | 65.56 | 4,697.60 |
| NON-TECHNOLOGY SUPPLIES | 8,000.00 | 2,746.36 | 3,236.84 | 41.28 | 65.56 | 4,697.60 |
| 10 2321 000 412 | 5,000.00 | 0.00 | 0.00 | 0.00 | 0.00 | 5,000.00 |
| TECHNOLOGY SUPPLIES | 5,000.00 | 0.00 | 0.00 | 0.00 | 0.00 | 5,000.00 |
| 10 2321 000 640 | 1,500.00 | 0.00 | 1,576.00 | 105.07 | 0.00 | (76.00) |
| DUES & FEES | 1,500.00 | 0.00 | 1,576.00 | 105.07 | 0.00 | (76.00) |
| 000 DISTRICT WIDE | 293,300.00 | 26,180.67 | 143,585.89 | 48.98 | 65.56 | 149,648.55 |
| 2321 OFFICE OF SUPERINTENDENT | 293,300.00 | 26,180.67 | 143,585.89 | 48.98 | 65.56 | 149,648.55 |
| 000 DISTRICT WIDE | 293,300.00 | 26,180.67 | 143,585.89 | 48.98 | 65.56 | 149,648.55 |
| 2321 OFFICE OF SUPERINTENDENT | 293,300.00 | 26,180.67 | 143,585.89 | 48.98 | 65.56 | 149,648.55 |

Expenditure Report by Function
 12/2021

2410 OFFICE OF PRINCIPALS
000 DISTRICT WIDE

| Account Number | Account Description | Current Budget | Expended During Month | Year to Date Expenditures | % of Budget Expended | Outstanding Encumbrances | Uncommitted Funds |
|-----------------|-------------------------|----------------|-----------------------|---------------------------|----------------------|--------------------------|-------------------|
| 10 2410 000 113 | ADMINISTRATIVE SALARIES | 690,000.00 | 57,271.43 | 343,393.14 | 49.77 | 0.00 | 346,606.86 |
| 10 2410 000 210 | SOCIAL SECURITY | 52,800.00 | 4,293.06 | 25,742.24 | 48.75 | 0.00 | 27,057.76 |
| 10 2410 000 220 | RETIREMENT | 41,400.00 | 3,436.31 | 20,603.73 | 49.77 | 0.00 | 20,796.27 |
| 10 2410 000 230 | GROUP HEALTH/LIFE INS. | 130,000.00 | 10,303.65 | 61,776.40 | 47.52 | 0.00 | 68,223.60 |
| 10 2410 000 240 | WORKERS COMPENSATION | 4,000.00 | 182.00 | 1,102.49 | 27.56 | 0.00 | 2,897.51 |
| 10 2410 000 319 | PROFESSIONAL SERVICES | 9,000.00 | 0.00 | 0.00 | 0.00 | 0.00 | 9,000.00 |
| 10 2410 000 334 | TRAVEL | 5,000.00 | 479.25 | 2,125.88 | 42.52 | 0.00 | 2,874.12 |
| 10 2410 000 411 | NON-TECHNOLOGY SUPPLIES | 1,000.00 | 0.00 | 0.00 | 0.00 | 0.00 | 1,000.00 |
| 10 2410 000 412 | TECHNOLOGY SUPPLIES | 200.00 | 0.00 | 0.00 | 0.00 | 0.00 | 200.00 |
| 10 2410 000 640 | DUES & FEES | 6,500.00 | 0.00 | 5,090.00 | 78.31 | 0.00 | 1,410.00 |
| 000 | DISTRICT WIDE | 939,900.00 | 75,965.70 | 459,833.88 | 48.92 | 0.00 | 480,066.12 |
| 2410 | OFFICE OF PRINCIPALS | 939,900.00 | 75,965.70 | 459,833.88 | 48.92 | 0.00 | 480,066.12 |

2490 OTHER SUPPORT SERVICES-SCH ADM
000 DISTRICT WIDE

| | | | | | | | |
|-----------------|-------------------------|------------|-----------|-----------|-------|------|------------|
| 10 2490 000 113 | ADMINISTRATIVE SALARIES | 100,000.00 | 8,267.83 | 49,606.98 | 49.61 | 0.00 | 50,393.02 |
| 10 2490 000 114 | CLASSIFIED SALARIES | 44,000.00 | 4,510.06 | 22,665.36 | 51.51 | 0.00 | 21,334.64 |
| 10 2490 000 210 | SOCIAL SECURITY | 11,100.00 | 962.33 | 5,438.17 | 48.99 | 0.00 | 5,661.83 |
| 10 2490 000 220 | RETIREMENT | 8,700.00 | 766.67 | 4,336.32 | 49.84 | 0.00 | 4,363.68 |
| 10 2490 000 230 | HEALTH INSURANCE | 22,000.00 | 1,480.51 | 8,870.31 | 40.32 | 0.00 | 13,129.69 |
| 10 2490 000 240 | WORKMENS COMPENSATION | 700.00 | 41.14 | 232.69 | 33.24 | 0.00 | 467.31 |
| 10 2490 000 323 | REPAIRS & MTNCE | 4,000.00 | 0.00 | 1,975.00 | 49.38 | 0.00 | 2,025.00 |
| 10 2490 000 334 | TRAVEL | 4,000.00 | 49.56 | 285.56 | 7.14 | 0.00 | 3,714.44 |
| 10 2490 000 340 | COMMUNICATION | 1,500.00 | 67.17 | 603.50 | 40.23 | 0.00 | 896.50 |
| 10 2490 000 411 | NON-TECHNOLOGY SUPPLIES | 3,000.00 | 12.13 | 803.84 | 26.79 | 0.00 | 2,196.16 |
| 10 2490 000 412 | TECHNOLOGY SUPPLIES | 2,000.00 | 0.00 | 232.82 | 11.64 | 0.00 | 1,767.18 |
| 10 2490 000 640 | DUES AND FEES | 300.00 | 0.00 | 0.00 | 0.00 | 0.00 | 300.00 |
| 000 | DISTRICT WIDE | 201,300.00 | 16,157.40 | 95,050.55 | 47.22 | 0.00 | 106,249.45 |
| 160 | MEDICAID | 201,300.00 | 16,157.40 | 95,050.55 | 47.22 | 0.00 | 106,249.45 |

10 2490 160 319 PROFESSIONAL SERVICES

| | | | | | | | |
|-----|---------------|----------|----------|----------|-------|------|----------|
| 000 | DISTRICT WIDE | 6,000.00 | 1,454.67 | 3,018.15 | 50.30 | 0.00 | 2,981.85 |
| 160 | MEDICAID | 6,000.00 | 1,454.67 | 3,018.15 | 50.30 | 0.00 | 2,981.85 |

| Account Number | Account Description | Current Budget | Expended During Month | Year to Date Expenditures | % of Budget Expended | Outstanding Encumbrances | Uncommitted Funds |
|-----------------|--------------------------------|----------------|-----------------------|---------------------------|----------------------|--------------------------|-------------------|
| 160 | MEDICAID | 6,000.00 | 1,454.67 | 3,018.15 | 50.30 | 0.00 | 2,981.85 |
| 350 | ESL | 6,000.00 | 1,454.67 | 3,018.15 | 50.30 | 0.00 | 2,981.85 |
| 10 2490 350 113 | ADMINISTRATIVE SALARIES | 90,000.00 | 7,500.00 | 44,940.00 | 49.93 | 0.00 | 45,060.00 |
| 10 2490 350 114 | CLASSIFIED SALARIES | 44,000.00 | 3,645.41 | 21,872.46 | 49.71 | 0.00 | 22,127.54 |
| 10 2490 350 210 | SOCIAL SECURITY | 10,300.00 | 845.38 | 5,068.69 | 49.21 | 0.00 | 5,231.31 |
| 10 2490 350 220 | RETIREMENT | 8,100.00 | 668.72 | 4,008.72 | 49.49 | 0.00 | 4,091.28 |
| 10 2490 350 230 | HEALTH INSURANCE | 9,000.00 | 753.90 | 4,510.40 | 50.12 | 0.00 | 4,489.60 |
| 10 2490 350 240 | WORKERS' COMPENSATION | 800.00 | 35.89 | 214.34 | 26.79 | 0.00 | 585.66 |
| 10 2490 350 323 | REPAIRS & MTNCE | 3,000.00 | 0.00 | 0.00 | 0.00 | 0.00 | 3,000.00 |
| 10 2490 350 334 | TRAVEL | 1,000.00 | 0.00 | 433.00 | 43.30 | 0.00 | 567.00 |
| 10 2490 350 340 | COMMUNICATION | 1,500.00 | 67.17 | 603.50 | 40.23 | 0.00 | 896.50 |
| 10 2490 350 411 | NON-TECHNOLOGY SUPPLIES | 4,000.00 | 471.35 | 1,097.60 | 27.44 | 0.00 | 2,902.40 |
| 10 2490 350 412 | TECHNOLOGY SUPPLIES | 1,000.00 | 0.00 | 449.53 | 44.95 | 0.00 | 550.47 |
| 10 2490 350 640 | DUES AND FEES | 800.00 | 0.00 | 613.00 | 76.63 | 0.00 | 187.00 |
| 350 | ESL | 173,500.00 | 13,987.82 | 83,811.24 | 48.31 | 0.00 | 89,688.76 |
| 2490 | OTHER SUPPORT SERVICES-SCH ADM | 173,500.00 | 13,987.82 | 83,811.24 | 48.31 | 0.00 | 89,688.76 |
| 2529 | FISCAL SERVICES | 173,500.00 | 13,987.82 | 83,811.24 | 48.31 | 0.00 | 89,688.76 |
| 000 | DISTRICT WIDE | 380,800.00 | 31,599.89 | 181,879.94 | 47.76 | 0.00 | 198,920.06 |
| 10 2529 000 113 | ADMINISTRATIVE SALARIES | 132,000.00 | 10,953.75 | 65,722.50 | 49.79 | 0.00 | 66,277.50 |
| 10 2529 000 114 | CLASSIFIED SALARIES | 183,000.00 | 14,960.18 | 89,761.08 | 49.05 | 0.00 | 93,238.92 |
| 10 2529 000 210 | SOCIAL SECURITY | 24,100.00 | 1,854.75 | 11,130.95 | 46.19 | 0.00 | 12,969.05 |
| 10 2529 000 220 | RETIREMENT | 18,900.00 | 1,554.84 | 9,329.04 | 49.36 | 0.00 | 9,570.96 |
| 10 2529 000 230 | GROUP HEALTH/LIFE INS. | 54,000.00 | 3,389.85 | 21,030.60 | 38.95 | 0.00 | 32,969.40 |
| 10 2529 000 240 | WORKERS COMPENSATION | 2,000.00 | 83.44 | 500.64 | 25.03 | 0.00 | 1,499.36 |
| 10 2529 000 319 | PROFESSIONAL SERVICES | 20,000.00 | 0.00 | 0.00 | 0.00 | 0.00 | 20,000.00 |
| 10 2529 000 323 | REPAIRS & MTNCE | 6,000.00 | 0.00 | 2,489.82 | 41.50 | 0.00 | 3,510.18 |
| 10 2529 000 325 | RENT | 10,000.00 | 0.00 | 2,817.18 | 28.17 | 0.00 | 7,182.82 |
| 10 2529 000 334 | TRAVEL | 1,200.00 | 0.00 | 0.00 | 0.00 | 0.00 | 1,200.00 |
| 10 2529 000 340 | COMMUNICATIONS | 2,000.00 | 67.56 | 1,102.08 | 55.10 | 0.00 | 897.92 |
| 10 2529 000 411 | NON-TECHNOLOGY SUPPLIES | 8,000.00 | 1,218.40 | 2,290.39 | 28.63 | 0.00 | 5,709.61 |
| 10 2529 000 412 | TECHNOLOGY SUPPLIES | 3,000.00 | 0.00 | 151.00 | 5.03 | 0.00 | 2,849.00 |
| 10 2529 000 640 | DUES & FEES | 1,000.00 | 0.00 | 862.00 | 86.20 | 0.00 | 138.00 |
| 000 | DISTRICT WIDE | 465,200.00 | 34,082.77 | 207,187.28 | 44.54 | 0.00 | 258,012.72 |
| | | 465,200.00 | 34,082.77 | 207,187.28 | 44.54 | 0.00 | 258,012.72 |
| | | 465,200.00 | 34,082.77 | 207,187.28 | 44.54 | 0.00 | 258,012.72 |

Expenditure Report by Function
 12/2021

| Account Number | Account Description | Current Budget | Expended During Month | Year to Date Expenditures | % of Budget Expended | Outstanding Encumbrances | Funds |
|-----------------|--|---------------------|-----------------------|---------------------------|----------------------|--------------------------|---------------------|
| 2529 | FISCAL SERVICES | 465,200.00 | 34,082.77 | 207,187.28 | 44.54 | 0.00 | 258,012.72 |
| 2541 | OPER & MAINTENANCE DIRECTOR | | | | | | |
| 000 | DISTRICT WIDE | | | | | | |
| 10 2541 000 113 | ADMINISTRATIVE SALARIES | 73,000.00 | 6,083.33 | 36,499.98 | 50.00 | 0.00 | 36,500.02 |
| 10 2541 000 114 | CLASSIFIED SALARIES | 45,000.00 | 3,763.92 | 22,565.47 | 50.15 | 0.00 | 22,434.53 |
| 10 2541 000 210 | SOCIAL SECURITY | 9,100.00 | 703.43 | 4,222.40 | 46.40 | 0.00 | 4,877.60 |
| 10 2541 000 220 | RETIREMENT | 7,100.00 | 590.24 | 3,541.44 | 49.88 | 0.00 | 3,558.56 |
| 10 2541 000 230 | GROUP HEALTH/LIFE INS. | 26,000.00 | 2,263.56 | 13,568.61 | 52.19 | 0.00 | 12,431.39 |
| 10 2541 000 240 | WORKERS COMPENSATION | 400.00 | 31.71 | 190.21 | 47.55 | 0.00 | 209.79 |
| 10 2541 000 323 | REPAIRS & MTNCE | 1,000.00 | 0.00 | 775.00 | 77.50 | 0.00 | 225.00 |
| 10 2541 000 334 | TRAVEL | 200.00 | 0.00 | 0.00 | 0.00 | 0.00 | 200.00 |
| 10 2541 000 411 | NON-TECHNOLOGY SUPPLIES | 2,000.00 | 527.34 | 1,702.69 | 85.13 | 0.00 | 297.31 |
| 10 2541 000 412 | TECHNOLOGY SUPPLIES | 200.00 | 0.00 | 0.00 | 0.00 | 0.00 | 200.00 |
| 10 2541 000 640 | DUES & FEES | 700.00 | 0.00 | 371.00 | 53.00 | 0.00 | 329.00 |
| | | <u>164,700.00</u> | <u>13,963.53</u> | <u>83,436.80</u> | <u>50.66</u> | <u>0.00</u> | <u>81,263.20</u> |
| 000 | DISTRICT WIDE | <u>164,700.00</u> | <u>13,963.53</u> | <u>83,436.80</u> | <u>50.66</u> | <u>0.00</u> | <u>81,263.20</u> |
| 2541 | OPER & MAINTENANCE DIRECTOR | <u>164,700.00</u> | <u>13,963.53</u> | <u>83,436.80</u> | <u>50.66</u> | <u>0.00</u> | <u>81,263.20</u> |
| 2549 | OPER AND MAINT. PLANT | | | | | | |
| 000 | DISTRICT WIDE | | | | | | |
| 10 2549 000 114 | CLASSIFIED SALARIES | 900,000.00 | 75,287.48 | 449,294.58 | 49.92 | 0.00 | 450,705.42 |
| 10 2549 000 125 | SUBSTITUTE SALARIES | 60,000.00 | 2,828.79 | 40,019.30 | 66.70 | 0.00 | 19,980.70 |
| 10 2549 000 130 | OVERTIME | 8,000.00 | 0.00 | 0.00 | 0.00 | 0.00 | 8,000.00 |
| 10 2549 000 210 | SOCIAL SECURITY | 74,100.00 | 5,784.85 | 36,233.23 | 48.90 | 0.00 | 37,866.77 |
| 10 2549 000 220 | RETIREMENT | 58,100.00 | 4,567.18 | 28,157.01 | 48.46 | 0.00 | 29,942.99 |
| 10 2549 000 230 | GROUP HEALTH/LIFE INS. | 172,000.00 | 13,716.65 | 83,762.05 | 48.70 | 0.00 | 88,237.95 |
| 10 2549 000 240 | WORKERS COMPENSATION | 15,000.00 | 1,284.80 | 7,988.63 | 53.26 | 0.00 | 7,011.37 |
| 10 2549 000 319 | PROFESSIONAL SERVICES | 148,000.00 | 13,235.00 | 92,330.50 | 62.39 | 0.00 | 55,669.50 |
| 10 2549 000 321 | PUBLIC UTILITY SERVICE | 600,000.00 | 67,295.14 | 401,836.65 | 66.97 | 0.00 | 198,163.35 |
| 10 2549 000 322 | CLEANING SERVICES (LAUNDRY) | 6,000.00 | 40.00 | 40.00 | 0.67 | 0.00 | 5,960.00 |
| 10 2549 000 323 | REPAIRS & MTNCE | 142,800.00 | 8,450.78 | 143,671.37 | 100.61 | 0.00 | (871.37) |
| 10 2549 000 334 | TRAVEL | 1,000.00 | 0.00 | 0.00 | 0.00 | 0.00 | 1,000.00 |
| 10 2549 000 340 | COMMUNICATIONS | 4,000.00 | 310.30 | 1,868.02 | 46.70 | 0.00 | 2,131.98 |
| 10 2549 000 411 | NON-TECHNOLOGY SUPPLIES | 188,600.00 | 22,028.66 | 98,946.83 | 52.46 | 0.00 | 89,653.17 |
| 10 2549 000 412 | TECHNOLOGY SUPPLIES | 1,000.00 | 0.00 | 0.00 | 0.00 | 0.00 | 1,000.00 |
| 10 2549 000 413 | MOTOR FUEL | 15,000.00 | 1,154.76 | 6,182.43 | 41.22 | 0.00 | 8,817.57 |
| 10 2549 000 651 | LIABILITY INSURANCE | 210,000.00 | 0.00 | 210,000.00 | 100.00 | 0.00 | 0.00 |
| | | <u>2,603,600.00</u> | <u>215,984.39</u> | <u>1,600,330.60</u> | <u>61.47</u> | <u>0.00</u> | <u>1,003,269.40</u> |
| | | <u>2,603,600.00</u> | <u>215,984.39</u> | <u>1,600,330.60</u> | <u>61.47</u> | <u>0.00</u> | <u>1,003,269.40</u> |

Expenditure Report by Function
 12/2021

| Account Description | Current Budget | Expended During Month | Year to Date Expenditures | % of Budget Expended | Outstanding Encumbrances | Uncommitted Funds |
|---|----------------|-----------------------|---------------------------|----------------------|--------------------------|-------------------|
| 000 DISTRICT WIDE | 2,603,600.00 | 215,984.39 | 1,600,330.60 | 61.47 | 0.00 | 1,003,269.40 |
| 925 ESSER III FUNDS | | | | | | |
| 800 80% SUSTAINING | | | | | | |
| 111 DISTRICT-WIDE | | | | | | |
| 10 2549 925 411 800 111 NON-TECHNOLOGY SUPPLIES | 0.00 | 398.95 | 26,202.82 | 0.00 | 0.00 | (26,202.82) |
| 111 DISTRICT-WIDE | 0.00 | 398.95 | 26,202.82 | 0.00 | 0.00 | (26,202.82) |
| 800 80% SUSTAINING | 0.00 | 398.95 | 26,202.82 | 0.00 | 0.00 | (26,202.82) |
| 925 ESSER III FUNDS | 0.00 | 398.95 | 26,202.82 | 0.00 | 0.00 | (26,202.82) |
| 2549 OPER AND MAINT. PLANT | 2,603,600.00 | 216,383.34 | 1,626,533.42 | 62.47 | 0.00 | 977,066.58 |
| 2551 PUPIL TRANSPORTATION DIRECTOR | | | | | | |
| 000 DISTRICT WIDE | | | | | | |
| 10 2551 000 113 ADMINISTRATIVE SALARIES | 67,000.00 | 5,595.50 | 33,573.00 | 50.11 | 0.00 | 33,427.00 |
| 10 2551 000 114 CLASSIFIED SALARIES | 65,000.00 | 7,169.71 | 42,986.99 | 66.13 | 0.00 | 22,013.01 |
| 10 2551 000 125 SUBSTITUTE SALARIES | 0.00 | 517.88 | 1,827.79 | 0.00 | 0.00 | (1,827.79) |
| 10 2551 000 210 SOCIAL SECURITY | 10,100.00 | 977.17 | 5,762.73 | 57.06 | 0.00 | 4,337.27 |
| 10 2551 000 220 RETIREMENT | 8,000.00 | 765.91 | 4,672.19 | 58.40 | 0.00 | 3,327.81 |
| 10 2551 000 230 GROUP HEALTH/LIFE INS. | 21,000.00 | 2,117.55 | 12,685.80 | 60.41 | 0.00 | 8,314.20 |
| 10 2551 000 240 WORKERS COMPENSATION | 1,000.00 | 89.51 | 536.43 | 53.64 | 0.00 | 463.57 |
| 10 2551 000 334 TRAVEL | 1,000.00 | 47.04 | 711.66 | 71.17 | 0.00 | 288.34 |
| 10 2551 000 340 COMMUNICATION | 1,800.00 | 44.78 | 449.22 | 24.96 | 0.00 | 1,350.78 |
| 10 2551 000 411 NON-TECHNOLOGY SUPPLIES | 1,800.00 | 0.00 | 65.25 | 3.63 | 0.00 | 1,734.75 |
| 10 2551 000 412 TECHNOLOGY SUPPLIES | 200.00 | 0.00 | 0.00 | 0.00 | 0.00 | 200.00 |
| 10 2551 000 640 DUES AND FEES | 600.00 | 0.00 | 423.00 | 70.50 | 0.00 | 177.00 |
| 000 DISTRICT WIDE | 177,500.00 | 17,325.05 | 103,694.06 | 58.42 | 0.00 | 73,805.94 |
| 2551 PUPIL TRANSPORTATION DIRECTOR | 177,500.00 | 17,325.05 | 103,694.06 | 58.42 | 0.00 | 73,805.94 |
| 2552 VEHICLE OPERATION SERVICES | | | | | | |
| 000 DISTRICT WIDE | | | | | | |
| 10 2552 000 114 CLASSIFIED SALARIES | 450,000.00 | 44,346.51 | 190,819.91 | 42.40 | 0.00 | 259,180.09 |
| 10 2552 000 125 SUBSTITUTE DRIVERS | 30,000.00 | 3,525.00 | 14,415.00 | 48.05 | 0.00 | 15,585.00 |
| 10 2552 000 130 OVERTIME SALARIES | 0.00 | 189.79 | 1,288.71 | 0.00 | 0.00 | (1,288.71) |
| 10 2552 000 210 SOCIAL SECURITY | 36,800.00 | 3,651.54 | 15,672.33 | 42.59 | 0.00 | 21,127.67 |
| 10 2552 000 220 RETIREMENT | 28,800.00 | 1,945.51 | 8,377.32 | 29.09 | 0.00 | 20,422.68 |
| 10 2552 000 230 GROUP HEALTH/LIFE INS. | 8,000.00 | 1,404.11 | 5,624.20 | 70.30 | 0.00 | 2,375.80 |
| 10 2552 000 240 WORKERS COMPENSATION | 30,000.00 | 696.28 | 2,952.39 | 9.84 | 0.00 | 27,047.61 |
| 10 2552 000 319 PROFESSIONAL SERVICES | 8,000.00 | 429.00 | 7,941.42 | 99.27 | 0.00 | 58.58 |
| 10 2552 000 411 NON-TECHNOLOGY SUPPLIES | 30,000.00 | (6,713.26) | 41,685.10 | 138.95 | 0.00 | (11,685.10) |

Expenditure Report by Function
 12/2021

| Account Description | Current Budget | Expended During Month | Year to Date Expenditures | % of Budget Expended | Outstanding Encumbrances | Uncommitted Funds |
|---|----------------|-----------------------|---------------------------|----------------------|--------------------------|-------------------|
| MOTOR FUEL | 48,000.00 | 1,110.14 | 29,424.54 | 61.30 | 0.00 | 18,575.46 |
| LIABILITY INSURANCE | 5,000.00 | (2,057.55) | 44,984.30 | 899.69 | 0.00 | (39,984.30) |
| | 674,600.00 | 48,527.07 | 363,185.22 | 53.84 | 0.00 | 311,414.78 |
| 000 DISTRICT WIDE | 674,600.00 | 48,527.07 | 363,185.22 | 53.84 | 0.00 | 311,414.78 |
| 925 ESSER III FUNDS | | | | | | |
| 800 80% SUSTAINING | | | | | | |
| 111 DISTRICT-WIDE | | | | | | |
| 10 2552 925 411 800 111 | 0.00 | 0.00 | 16,090.60 | 0.00 | 0.00 | (16,090.60) |
| NON-TECHNOLOGY SUPPLIES | 0.00 | 0.00 | 16,090.60 | 0.00 | 0.00 | (16,090.60) |
| 111 DISTRICT-WIDE | 0.00 | 0.00 | 16,090.60 | 0.00 | 0.00 | (16,090.60) |
| 800 80% SUSTAINING | 0.00 | 0.00 | 16,090.60 | 0.00 | 0.00 | (16,090.60) |
| 925 ESSER III FUNDS | 0.00 | 0.00 | 16,090.60 | 0.00 | 0.00 | (16,090.60) |
| 2552 VEHICLE OPERATION SERVICES | 674,600.00 | 48,527.07 | 379,275.82 | 56.22 | 0.00 | 295,324.18 |
| 2554 VEHICLE SERVICING & MAINT | | | | | | |
| 000 DISTRICT WIDE | | | | | | |
| 10 2554 000 114 | 54,000.00 | 4,486.79 | 26,817.18 | 49.66 | 0.00 | 27,182.82 |
| CLASSIFIED SALARIES | 54,000.00 | 4,486.79 | 26,817.18 | 49.66 | 0.00 | 27,182.82 |
| 10 2554 000 210 | 4,200.00 | 337.69 | 2,018.20 | 48.05 | 0.00 | 2,181.80 |
| SOCIAL SECURITY | 4,200.00 | 337.69 | 2,018.20 | 48.05 | 0.00 | 2,181.80 |
| 10 2554 000 220 | 3,300.00 | 269.21 | 1,609.04 | 48.76 | 0.00 | 1,690.96 |
| RETIREMENT | 3,300.00 | 269.21 | 1,609.04 | 48.76 | 0.00 | 1,690.96 |
| 10 2554 000 230 | 10,500.00 | 884.15 | 5,298.40 | 50.46 | 0.00 | 5,201.60 |
| GROUP HEALTH/LIFE INS. | 10,500.00 | 884.15 | 5,298.40 | 50.46 | 0.00 | 5,201.60 |
| 10 2554 000 240 | 1,200.00 | 74.71 | 446.37 | 37.20 | 0.00 | 753.63 |
| WORKERS COMPENSATION | 1,200.00 | 74.71 | 446.37 | 37.20 | 0.00 | 753.63 |
| 10 2554 000 411 | 1,500.00 | 0.00 | 56.14 | 3.74 | 0.00 | 1,443.86 |
| NON-TECHNOLOGY SUPPLIES | 1,500.00 | 0.00 | 56.14 | 3.74 | 0.00 | 1,443.86 |
| 10 2554 000 412 | 300.00 | 0.00 | 0.00 | 0.00 | 0.00 | 300.00 |
| TECHNOLOGY SUPPLIES | 300.00 | 0.00 | 0.00 | 0.00 | 0.00 | 300.00 |
| | 75,000.00 | 6,052.55 | 36,245.33 | 48.33 | 0.00 | 38,754.67 |
| 000 DISTRICT WIDE | 75,000.00 | 6,052.55 | 36,245.33 | 48.33 | 0.00 | 38,754.67 |
| 2554 VEHICLE SERVICING & MAINT | 75,000.00 | 6,052.55 | 36,245.33 | 48.33 | 0.00 | 38,754.67 |
| 2569 FOOD SERVICES | | | | | | |
| 000 DISTRICT WIDE | | | | | | |
| 10 2569 000 411 | 80,000.00 | 11,778.55 | 43,947.36 | 54.93 | 0.00 | 36,052.64 |
| NON-TECHNOLOGY SUPPLIES | 80,000.00 | 11,778.55 | 43,947.36 | 54.93 | 0.00 | 36,052.64 |
| | 80,000.00 | 11,778.55 | 43,947.36 | 54.93 | 0.00 | 36,052.64 |
| 000 DISTRICT WIDE | 80,000.00 | 11,778.55 | 43,947.36 | 54.93 | 0.00 | 36,052.64 |
| 2569 FOOD SERVICES | 80,000.00 | 11,778.55 | 43,947.36 | 54.93 | 0.00 | 36,052.64 |
| 2642 RECRUITMENT (FINGERPRINTING) | | | | | | |
| 000 DISTRICT WIDE | | | | | | |
| 10 2569 000 411 | 80,000.00 | 11,778.55 | 43,947.36 | 54.93 | 0.00 | 36,052.64 |
| NON-TECHNOLOGY SUPPLIES | 80,000.00 | 11,778.55 | 43,947.36 | 54.93 | 0.00 | 36,052.64 |
| | 80,000.00 | 11,778.55 | 43,947.36 | 54.93 | 0.00 | 36,052.64 |
| 000 DISTRICT WIDE | 80,000.00 | 11,778.55 | 43,947.36 | 54.93 | 0.00 | 36,052.64 |
| 2569 FOOD SERVICES | 80,000.00 | 11,778.55 | 43,947.36 | 54.93 | 0.00 | 36,052.64 |

Expenditure Report by Function
 12/2021

| Account Description | Current Budget | Expended During Month | Year to Date Expenditures | % of Budget Expended | Outstanding Encumbrances | Uncommitted Funds |
|--|----------------|-----------------------|---------------------------|----------------------|--------------------------|-------------------|
| 10 2642 000 319 PROFESSIONAL SERVICES | 3,000.00 | 0.00 | 204.75 | 6.83 | 0.00 | 2,795.25 |
| 000 DISTRICT WIDE | 3,000.00 | 0.00 | 204.75 | 6.83 | 0.00 | 2,795.25 |
| 2642 RECRUITMENT (FINGERPRINTING) | 3,000.00 | 0.00 | 204.75 | 6.83 | 0.00 | 2,795.25 |
| 000 DISTRICT WIDE | 3,000.00 | 0.00 | 204.75 | 6.83 | 0.00 | 2,795.25 |
| 3200 COMMUNITY RECREATION SERVICES | | | | | | |
| 000 DISTRICT WIDE | | | | | | |
| 10 3200 000 111 CERTIFIED SALARIES | 22,800.00 | 0.00 | 0.00 | 0.00 | 0.00 | 22,800.00 |
| 10 3200 000 114 CLASSIFIED SALARIES | 0.00 | 387.46 | 2,039.74 | 0.00 | 0.00 | (2,039.74) |
| 10 3200 000 210 SOCIAL SECURITY | 1,800.00 | 29.62 | 156.03 | 8.67 | 0.00 | 1,643.97 |
| 10 3200 000 220 RETIREMENT | 1,400.00 | 23.24 | 96.88 | 6.92 | 0.00 | 1,303.12 |
| 10 3200 000 240 WORKMENS COMPENSATION | 500.00 | 6.41 | 30.96 | 6.19 | 0.00 | 469.04 |
| 10 3200 000 319 PROFESSIONAL SERVICES | 5,000.00 | 0.00 | 1,471.95 | 29.44 | 0.00 | 3,528.05 |
| 10 3200 000 411 NON-TECHNOLOGY SUPPLIES | 1,100.00 | 1,177.60 | 7,486.45 | 680.59 | 0.00 | (6,386.45) |
| 000 DISTRICT WIDE | 32,600.00 | 1,624.33 | 11,282.01 | 34.61 | 0.00 | 21,317.99 |
| 3200 COMMUNITY RECREATION SERVICES | 32,600.00 | 1,624.33 | 11,282.01 | 34.61 | 0.00 | 21,317.99 |
| 3500 21ST CENTURY GRANT | | | | | | |
| 000 DISTRICT WIDE | | | | | | |
| 10 3500 000 111 CERTIFIED SALARIES | 55,000.00 | 8,754.61 | 32,670.28 | 59.40 | 0.00 | 22,329.72 |
| 10 3500 000 112 PARAPROFESSIONAL SALARIES | 55,000.00 | 4,865.15 | 21,148.79 | 38.45 | 0.00 | 33,851.21 |
| 10 3500 000 210 SOCIAL SECURITY | 8,500.00 | 973.37 | 3,894.88 | 45.82 | 0.00 | 4,605.12 |
| 10 3500 000 220 RETIREMENT | 6,600.00 | 691.30 | 2,457.61 | 37.24 | 0.00 | 4,142.39 |
| 10 3500 000 240 WORKERS' COMPENSATION | 1,000.00 | 58.35 | 210.16 | 21.02 | 0.00 | 789.84 |
| 10 3500 000 319 PROFESSIONAL SERVICES | 1,000.00 | 0.00 | 0.00 | 0.00 | 0.00 | 1,000.00 |
| 10 3500 000 411 NON-TECHNOLOGY SUPPLIES | 20,000.00 | 0.00 | 131.34 | 0.66 | 0.00 | 19,868.66 |
| 10 3500 000 412 TECHNOLOGY SUPPLIES | 2,900.00 | 0.00 | 0.00 | 0.00 | 0.00 | 2,900.00 |
| 000 DISTRICT WIDE | 150,000.00 | 15,342.78 | 60,513.06 | 40.34 | 0.00 | 89,486.94 |
| 3500 21ST CENTURY GRANT | 150,000.00 | 15,342.78 | 60,513.06 | 40.34 | 0.00 | 89,486.94 |
| 3711 TITLE I OTHER NONPUBLIC SCH INSTR SVCS | | | | | | |
| 930 PART A-BASIC | | | | | | |
| 000 DISTRICT | | | | | | |
| 005 HOLY TRINITY | | | | | | |
| 000 DISTRICT WIDE | 150,000.00 | 15,342.78 | 60,513.06 | 40.34 | 0.00 | 89,486.94 |
| 3500 21ST CENTURY GRANT | 150,000.00 | 15,342.78 | 60,513.06 | 40.34 | 0.00 | 89,486.94 |

Expenditure Report by Function
12/2021

| Account Number | Account Description | Current Budget | Expended During Month | Year to Date Expenditures | % of Budget Expended | Outstanding Encumbrances | Uncommitted Funds |
|---|--------------------------|----------------|-----------------------|---------------------------|----------------------|--------------------------|-------------------|
| 10 3711 930 111 000 005 | CERTIFIED SALARIES | 0.00 | 1,582.65 | 8,704.57 | 0.00 | 0.00 | (8,704.57) |
| 10 3711 930 125 000 005 | SUBSTITUTE SALARIES | 0.00 | 0.00 | 54.00 | 0.00 | 0.00 | (54.00) |
| 10 3711 930 210 000 005 | SOCIAL SECURITY | 0.00 | 94.77 | 560.83 | 0.00 | 0.00 | (560.83) |
| 10 3711 930 220 000 005 | RETIREMENT | 0.00 | 94.96 | 522.28 | 0.00 | 0.00 | (522.28) |
| 10 3711 930 230 000 005 | HEALTH INSURANCE | 0.00 | 455.22 | 1,846.09 | 0.00 | 0.00 | (1,846.09) |
| 10 3711 930 240 000 005 | WORKERS' COMPENSATION | 0.00 | 5.10 | 28.21 | 0.00 | 0.00 | (28.21) |
| 005 HOLY TRINITY | | 0.00 | 2,232.70 | 11,715.98 | 0.00 | 0.00 | (11,715.98) |
| 011 JAMES VALLEY | | | | | | | |
| 10 3711 930 111 000 011 | CERTIFIED SALARIES | 0.00 | 791.32 | 4,747.93 | 0.00 | 0.00 | (4,747.93) |
| 10 3711 930 125 000 011 | SUBSTITUTE SALARIES | 0.00 | 0.00 | 27.00 | 0.00 | 0.00 | (27.00) |
| 10 3711 930 210 000 011 | SOCIAL SECURITY | 0.00 | 47.40 | 310.06 | 0.00 | 0.00 | (310.06) |
| 10 3711 930 220 000 011 | RETIREMENT | 0.00 | 47.48 | 284.88 | 0.00 | 0.00 | (284.88) |
| 10 3711 930 230 000 011 | HEALTH INSURANCE | 0.00 | 227.61 | 927.51 | 0.00 | 0.00 | (927.51) |
| 10 3711 930 240 000 011 | WORKERS' COMPENSATION | 0.00 | 2.54 | 15.35 | 0.00 | 0.00 | (15.35) |
| 011 JAMES VALLEY | | 0.00 | 1,116.35 | 6,312.73 | 0.00 | 0.00 | (6,312.73) |
| 000 DISTRICT | | 0.00 | 3,349.05 | 18,028.71 | 0.00 | 0.00 | (18,028.71) |
| 930 PART A-BASIC | | 0.00 | 3,349.05 | 18,028.71 | 0.00 | 0.00 | (18,028.71) |
| 991 TITLE III | | | | | | | |
| 000 DISTRICT | | | | | | | |
| 005 HOLY TRINITY | | | | | | | |
| 10 3711 991 473 000 005 | COMPUTER LICENSING FEES | 0.00 | 0.00 | 1,625.00 | 0.00 | 0.00 | (1,625.00) |
| 005 HOLY TRINITY | | 0.00 | 0.00 | 1,625.00 | 0.00 | 0.00 | (1,625.00) |
| 000 DISTRICT | | 0.00 | 0.00 | 1,625.00 | 0.00 | 0.00 | (1,625.00) |
| 991 TITLE III | | 0.00 | 0.00 | 1,625.00 | 0.00 | 0.00 | (1,625.00) |
| 3711 TITLE I OTHER NONPUBLIC SCH INSTR SVCS | | 0.00 | 3,349.05 | 19,653.71 | 0.00 | 0.00 | (19,653.71) |
| 4400 PAYMENTS TO STATE-UNEMPLOYMENT | | | | | | | |
| 000 DISTRICT WIDE | | | | | | | |
| 10 4400 000 250 | UNEMPLOYMENT INSURANCE | 5,000.00 | (724.61) | 8,088.99 | 161.78 | 0.00 | (3,088.99) |
| | | 5,000.00 | (724.61) | 8,088.99 | 161.78 | 0.00 | (3,088.99) |
| | | 5,000.00 | (724.61) | 8,088.99 | 161.78 | 0.00 | (3,088.99) |
| | | 5,000.00 | (724.61) | 8,088.99 | 161.78 | 0.00 | (3,088.99) |
| | | 5,000.00 | (724.61) | 8,088.99 | 161.78 | 0.00 | (3,088.99) |
| 000 DISTRICT WIDE | | | | | | | |
| 4400 PAYMENTS TO STATE-UNEMPLOYMENT | | | | | | | |
| 4500 EARLY RETIREMENT PAYMENT | | | | | | | |
| 000 DISTRICT WIDE | | | | | | | |
| 10 4500 000 150 | EARLY RETIREMENT PAYMENT | 320,000.00 | 0.00 | 0.00 | 0.00 | 0.00 | 320,000.00 |
| | | 320,000.00 | 0.00 | 0.00 | 0.00 | 0.00 | 320,000.00 |
| | | 320,000.00 | 0.00 | 0.00 | 0.00 | 0.00 | 320,000.00 |

Expenditure Report by Function
 12/2021

| Account Number | Account Description | Current Budget | Expended During Month | Year to Date Expenditures | % of Budget Expended | Outstanding Encumbrances | Uncommitted Funds |
|-----------------|-------------------------------|-------------------|-----------------------|---------------------------|----------------------|--------------------------|-------------------|
| 000 | DISTRICT WIDE | 320,000.00 | 0.00 | 0.00 | 0.00 | 0.00 | 320,000.00 |
| 4500 | EARLY RETIREMENT PAYMENT | 320,000.00 | 0.00 | 0.00 | 0.00 | 0.00 | 320,000.00 |
| 6100 | MALE ACTIVITIES | | | | | | |
| 000 | DISTRICT WIDE | | | | | | |
| 10 6100 000 111 | CERTIFIED SALARIES | 215,000.00 | 15,038.46 | 64,290.09 | 29.90 | 0.00 | 150,709.91 |
| 10 6100 000 112 | PARAPROFESSIONAL SALARIES | 0.00 | 4,200.25 | 18,981.75 | 0.00 | 0.00 | (18,981.75) |
| 10 6100 000 210 | SOCIAL SECURITY | 16,500.00 | 1,471.79 | 6,370.41 | 38.61 | 0.00 | 10,129.59 |
| 10 6100 000 220 | RETIREMENT | 12,900.00 | 902.33 | 3,848.47 | 29.83 | 0.00 | 9,051.53 |
| 10 6100 000 240 | WORKMENS COMPENSATION | 1,400.00 | 61.96 | 268.22 | 19.16 | 0.00 | 1,131.78 |
| 10 6100 000 319 | PROFESSIONAL SERVICES | 500.00 | 0.00 | 1,420.00 | 284.00 | 0.00 | (920.00) |
| 10 6100 000 411 | NON-TECHNOLOGY SUPPLIES | 500.00 | 0.00 | 704.00 | 140.80 | 0.00 | (204.00) |
| | | 246,800.00 | 21,674.79 | 95,882.94 | 38.85 | 0.00 | 150,917.06 |
| 000 | DISTRICT WIDE | 246,800.00 | 21,674.79 | 95,882.94 | 38.85 | 0.00 | 150,917.06 |
| 6100 | MALE ACTIVITIES | 246,800.00 | 21,674.79 | 95,882.94 | 38.85 | 0.00 | 150,917.06 |
| 6111 | FOOTBALL | | | | | | |
| 000 | DISTRICT WIDE | | | | | | |
| 10 6111 000 319 | PROF/TECH. SERVICES | 8,000.00 | 0.00 | 4,775.52 | 59.69 | 0.00 | 3,224.48 |
| 10 6111 000 323 | REPAIRS | 5,000.00 | 0.00 | 0.00 | 60.07 | 3,003.49 | 1,996.51 |
| 10 6111 000 339 | OTHER TRANSPORTATION SERVICES | 12,000.00 | 1,780.08 | 8,451.48 | 70.43 | 0.00 | 3,548.52 |
| 10 6111 000 411 | NON-TECHNOLOGY SUPPLIES | 9,000.00 | 497.95 | 1,787.95 | 133.04 | 10,185.33 | (2,973.28) |
| | | 34,000.00 | 2,278.03 | 15,014.95 | 82.95 | 13,188.82 | 5,796.23 |
| 000 | DISTRICT WIDE | 34,000.00 | 2,278.03 | 15,014.95 | 82.95 | 13,188.82 | 5,796.23 |
| 6111 | FOOTBALL | 34,000.00 | 2,278.03 | 15,014.95 | 82.95 | 13,188.82 | 5,796.23 |
| 6121 | BOYS BASKETBALL | | | | | | |
| 000 | DISTRICT WIDE | | | | | | |
| 10 6121 000 319 | PROFESSIONAL SERVICES | 10,000.00 | 2,909.00 | 2,909.00 | 29.09 | 0.00 | 7,091.00 |
| 10 6121 000 339 | OTHER TRANSPORTATION SERVICES | 20,000.00 | 0.00 | 0.00 | 0.00 | 0.00 | 20,000.00 |
| 10 6121 000 411 | NON-TECHNOLOGY SUPPLIES | 3,000.00 | 497.94 | 2,064.82 | 152.16 | 2,499.99 | (1,564.81) |
| | | 33,000.00 | 3,406.94 | 4,973.82 | 22.65 | 2,499.99 | 25,526.19 |
| 000 | DISTRICT WIDE | 33,000.00 | 3,406.94 | 4,973.82 | 22.65 | 2,499.99 | 25,526.19 |
| 6121 | BOYS BASKETBALL | 33,000.00 | 3,406.94 | 4,973.82 | 22.65 | 2,499.99 | 25,526.19 |
| 6131 | WRESTLING | | | | | | |
| | | 33,000.00 | 3,406.94 | 4,973.82 | 22.65 | 2,499.99 | 25,526.19 |

Expenditure Report by Function
 12/2021

| Account Description | Current Budget | Expended During Month | Year to Date Expenditures | % of Budget Expended | Outstanding Encumbrances | Uncommitted Funds |
|---|----------------|-----------------------|---------------------------|----------------------|--------------------------|-------------------|
| 000 DISTRICT WIDE | | | | | | |
| 10 6131 000 319 PROFESSIONAL SERVICES | 4,000.00 | 0.00 | 201.00 | 5.03 | 0.00 | 3,799.00 |
| 10 6131 000 339 OTHER TRANSPORTATION SERVICES | 15,000.00 | 0.00 | 39.60 | 0.26 | 0.00 | 14,960.40 |
| 10 6131 000 411 NON-TECHNOLOGY SUPPLIES | 3,600.00 | 0.00 | 1,382.06 | 38.39 | 0.00 | 2,217.94 |
| 10 6131 000 640 DUES & FEES | 700.00 | 575.00 | 575.00 | 82.14 | 0.00 | 125.00 |
| | 23,300.00 | 575.00 | 2,197.66 | 9.43 | 0.00 | 21,102.34 |
| | 23,300.00 | 575.00 | 2,197.66 | 9.43 | 0.00 | 21,102.34 |
| | 23,300.00 | 575.00 | 2,197.66 | 9.43 | 0.00 | 21,102.34 |
| | 23,300.00 | 575.00 | 2,197.66 | 9.43 | 0.00 | 21,102.34 |
| 000 DISTRICT WIDE | | | | | | |
| 6131 WRESTLING | | | | | | |
| 6141 BOYS TRACK | | | | | | |
| 000 DISTRICT WIDE | | | | | | |
| 10 6141 000 319 PROFESSIONAL SERVICES | 2,500.00 | 0.00 | 0.00 | 0.00 | 0.00 | 2,500.00 |
| 10 6141 000 339 OTHER TRANSPORTATION SERVICES | 9,000.00 | 0.00 | 0.00 | 0.00 | 0.00 | 9,000.00 |
| 10 6141 000 411 NON-TECHNOLOGY SUPPLIES | 2,500.00 | 0.00 | 507.02 | 45.68 | 635.00 | 1,357.98 |
| 10 6141 000 640 DUES & FEES | 500.00 | 0.00 | 0.00 | 0.00 | 0.00 | 500.00 |
| | 14,500.00 | 0.00 | 507.02 | 7.88 | 635.00 | 13,357.98 |
| | 14,500.00 | 0.00 | 507.02 | 7.88 | 635.00 | 13,357.98 |
| | 14,500.00 | 0.00 | 507.02 | 7.88 | 635.00 | 13,357.98 |
| | 14,500.00 | 0.00 | 507.02 | 7.88 | 635.00 | 13,357.98 |
| 000 DISTRICT WIDE | | | | | | |
| 6141 BOYS TRACK | | | | | | |
| 6151 BOYS CROSS COUNTRY | | | | | | |
| 000 DISTRICT WIDE | | | | | | |
| 10 6151 000 319 PROFESSIONAL SERVICES | 600.00 | 0.00 | 1,383.75 | 230.63 | 0.00 | (783.75) |
| 10 6151 000 339 OTHER TRANSPORTATION SERVICES | 2,100.00 | 476.10 | 1,595.43 | 75.97 | 0.00 | 504.57 |
| 10 6151 000 410 SUPPLIES | 0.00 | 0.00 | 212.87 | 0.00 | 0.00 | (212.87) |
| 10 6151 000 411 NON-TECHNOLOGY SUPPLIES | 700.00 | 0.00 | 38.45 | 5.49 | 0.00 | 661.55 |
| 10 6151 000 640 DUES & FEES | 200.00 | 0.00 | 85.00 | 42.50 | 0.00 | 115.00 |
| | 3,600.00 | 476.10 | 3,315.50 | 92.10 | 0.00 | 284.50 |
| | 3,600.00 | 476.10 | 3,315.50 | 92.10 | 0.00 | 284.50 |
| | 3,600.00 | 476.10 | 3,315.50 | 92.10 | 0.00 | 284.50 |
| | 3,600.00 | 476.10 | 3,315.50 | 92.10 | 0.00 | 284.50 |
| 000 DISTRICT WIDE | | | | | | |
| 6151 BOYS CROSS COUNTRY | | | | | | |
| 6161 BOYS TENNIS | | | | | | |
| 000 DISTRICT WIDE | | | | | | |
| 10 6161 000 339 OTHER TRANSPORTATION SERVICES | 5,000.00 | 0.00 | 0.00 | 0.00 | 0.00 | 5,000.00 |

Expenditure Report by Function
 12/2021

| Account Description | Current Budget | Expended During Month | Year to Date Expenditures | % of Budget Expended | Outstanding Encumbrances | Uncommitted Funds |
|--------------------------------|----------------|-----------------------|---------------------------|----------------------|--------------------------|-------------------|
| NON-TECHNOLOGY SUPPLIES | 2,100.00 | 0.00 | 48.34 | 2.30 | 0.00 | 2,051.66 |
| | 7,100.00 | 0.00 | 48.34 | 0.68 | 0.00 | 7,051.66 |
| | 7,100.00 | 0.00 | 48.34 | 0.68 | 0.00 | 7,051.66 |
| | 7,100.00 | 0.00 | 48.34 | 0.68 | 0.00 | 7,051.66 |
| | 7,100.00 | 0.00 | 48.34 | 0.68 | 0.00 | 7,051.66 |
| 000 DISTRICT WIDE | | | | | | |
| 6161 BOYS TENNIS | | | | | | |
| 6171 BOYS GOLF | | | | | | |
| 000 DISTRICT WIDE | | | | | | |
| 10 6171 000 319 | 0.00 | 0.00 | 100.00 | 0.00 | 0.00 | (100.00) |
| OTHER PROF. AND TECHNICAL SERV | | | | | | |
| 10 6171 000 339 | 2,500.00 | 0.00 | 772.80 | 30.91 | 0.00 | 1,727.20 |
| OTHER TRANSPORTATION SERVICES | | | | | | |
| 10 6171 000 411 | 1,500.00 | 0.00 | 0.00 | 0.00 | 0.00 | 1,500.00 |
| NON-TECHNOLOGY SUPPLIES | | | | | | |
| 10 6171 000 640 | 1,000.00 | 0.00 | 0.00 | 0.00 | 0.00 | 1,000.00 |
| DUES & FEES | | | | | | |
| | 5,000.00 | 0.00 | 872.80 | 17.46 | 0.00 | 4,127.20 |
| | 5,000.00 | 0.00 | 872.80 | 17.46 | 0.00 | 4,127.20 |
| | 5,000.00 | 0.00 | 872.80 | 17.46 | 0.00 | 4,127.20 |
| | 5,000.00 | 0.00 | 872.80 | 17.46 | 0.00 | 4,127.20 |
| 000 DISTRICT WIDE | | | | | | |
| 6171 BOYS GOLF | | | | | | |
| 6199 BOYS SOCCER | | | | | | |
| 000 DISTRICT WIDE | | | | | | |
| 10 6199 000 319 | 2,500.00 | 0.00 | 1,667.56 | 66.70 | 0.00 | 832.44 |
| PROFESSIONAL SERVICES | | | | | | |
| 10 6199 000 323 | 500.00 | 0.00 | 0.00 | 0.00 | 0.00 | 500.00 |
| REPAIRS & MTNCE | | | | | | |
| 10 6199 000 339 | 4,500.00 | 571.50 | 4,068.00 | 90.40 | 0.00 | 432.00 |
| OTHER TRANSPORTATION SERVICES | | | | | | |
| 10 6199 000 411 | 2,000.00 | 0.00 | 528.00 | 136.65 | 2,205.00 | (733.00) |
| NON-TECHNOLOGY SUPPLIES | | | | | | |
| | 9,500.00 | 571.50 | 6,263.56 | 89.14 | 2,205.00 | 1,031.44 |
| | 9,500.00 | 571.50 | 6,263.56 | 89.14 | 2,205.00 | 1,031.44 |
| | 9,500.00 | 571.50 | 6,263.56 | 89.14 | 2,205.00 | 1,031.44 |
| | 9,500.00 | 571.50 | 6,263.56 | 89.14 | 2,205.00 | 1,031.44 |
| 000 DISTRICT WIDE | | | | | | |
| 6199 BOYS SOCCER | | | | | | |
| 6200 FEMALE ACTIVITIES | | | | | | |
| 000 DISTRICT WIDE | | | | | | |
| 10 6200 000 111 | 186,000.00 | 13,998.92 | 58,031.93 | 31.20 | 0.00 | 127,968.07 |
| CERTIFIED SALARIES | | | | | | |
| 10 6200 000 112 | 0.00 | 3,147.50 | 26,270.98 | 0.00 | 0.00 | (26,270.98) |
| PARAPROFESSIONAL SALARIES | | | | | | |
| 10 6200 000 210 | 14,300.00 | 1,305.43 | 6,423.07 | 44.92 | 0.00 | 7,876.93 |
| SOCIAL SECURITY | | | | | | |
| 10 6200 000 220 | 11,200.00 | 839.95 | 3,473.07 | 31.01 | 0.00 | 7,726.93 |
| RETIREMENT | | | | | | |
| 10 6200 000 230 | 0.00 | 121.31 | 500.00 | 0.00 | 0.00 | (500.00) |
| HEALTH INSURANCE | | | | | | |
| 10 6200 000 240 | 1,300.00 | 55.25 | 271.29 | 20.87 | 0.00 | 1,028.71 |
| WORKMENS COMPENSATION | | | | | | |
| 10 6200 000 319 | 500.00 | 0.00 | 1,420.00 | 284.00 | 0.00 | (920.00) |
| PROFESSIONAL SERVICES | | | | | | |
| | 500.00 | 0.00 | 704.00 | 140.80 | 0.00 | (204.00) |
| NON-TECHNOLOGY SUPPLIES | | | | | | |

Expenditure Report by Function
 12/2021

| Account Description | Current Budget | Expended During Month | Year to Date Expenditures | % of Budget Expended | Outstanding Encumbrances | Uncommitted Funds |
|---|----------------|-----------------------|---------------------------|----------------------|--------------------------|-------------------|
| 000 DISTRICT WIDE | 213,800.00 | 19,468.36 | 97,094.34 | 45.41 | 0.00 | 116,705.66 |
| 6200 FEMALE ACTIVITIES | 213,800.00 | 19,468.36 | 97,094.34 | 45.41 | 0.00 | 116,705.66 |
| 6212 GIRLS BASKETBALL | | | | | | |
| 000 DISTRICT WIDE | | | | | | |
| 10 6212 000 319 PROFESSIONAL SERVICES | 8,500.00 | 1,227.64 | 1,227.64 | 14.44 | 0.00 | 7,272.36 |
| 10 6212 000 339 OTHER TRANSPORTATION SERVICES | 20,000.00 | 0.00 | 0.00 | 0.00 | 0.00 | 20,000.00 |
| 10 6212 000 411 NON-TECHNOLOGY SUPPLIES | 3,000.00 | 0.00 | 1,366.87 | 128.90 | 2,500.00 | (866.87) |
| | 31,500.00 | 1,227.64 | 2,594.51 | 16.17 | 2,500.00 | 26,405.49 |
| 000 DISTRICT WIDE | 31,500.00 | 1,227.64 | 2,594.51 | 16.17 | 2,500.00 | 26,405.49 |
| 6212 GIRLS BASKETBALL | 31,500.00 | 1,227.64 | 2,594.51 | 16.17 | 2,500.00 | 26,405.49 |
| 6222 GIRLS TRACK | | | | | | |
| 000 DISTRICT WIDE | | | | | | |
| 10 6222 000 319 PROFESSIONAL SERVICES | 2,500.00 | 0.00 | 0.00 | 0.00 | 0.00 | 2,500.00 |
| 10 6222 000 339 OTHER TRANSPORTATION SERVICES | 9,000.00 | 0.00 | 0.00 | 0.00 | 0.00 | 9,000.00 |
| 10 6222 000 411 NON-TECHNOLOGY SUPPLIES | 2,500.00 | 0.00 | 507.02 | 45.68 | 635.00 | 1,357.98 |
| 10 6222 000 640 DUES & FEES | 500.00 | 0.00 | 0.00 | 0.00 | 0.00 | 500.00 |
| | 14,500.00 | 0.00 | 507.02 | 7.88 | 635.00 | 13,357.98 |
| 000 DISTRICT WIDE | 14,500.00 | 0.00 | 507.02 | 7.88 | 635.00 | 13,357.98 |
| 6222 GIRLS TRACK | 14,500.00 | 0.00 | 507.02 | 7.88 | 635.00 | 13,357.98 |
| 6232 COMPETITIVE CHEER & DANCE | | | | | | |
| 000 DISTRICT WIDE | | | | | | |
| 10 6232 000 319 PROFESSIONAL SERVICES | 9,000.00 | 0.00 | 5,354.36 | 59.49 | 0.00 | 3,645.64 |
| 10 6232 000 339 OTHER TRANSPORTATION SERVICES | 7,000.00 | 1,698.54 | 4,649.79 | 66.43 | 0.00 | 2,350.21 |
| 10 6232 000 411 NON-TECHNOLOGY SUPPLIES | 8,100.00 | 110.25 | 110.25 | 1.36 | 0.00 | 7,989.75 |
| 10 6232 000 640 DUES AND FEES | 500.00 | 0.00 | 0.00 | 0.00 | 0.00 | 500.00 |
| | 24,600.00 | 1,808.79 | 10,114.40 | 41.12 | 0.00 | 14,485.60 |
| 000 DISTRICT WIDE | 24,600.00 | 1,808.79 | 10,114.40 | 41.12 | 0.00 | 14,485.60 |
| 6232 COMPETITIVE CHEER & DANCE | 24,600.00 | 1,808.79 | 10,114.40 | 41.12 | 0.00 | 14,485.60 |
| 6252 GIRLS CROSS COUNTRY | | | | | | |
| 000 DISTRICT WIDE | 24,600.00 | 1,808.79 | 10,114.40 | 41.12 | 0.00 | 14,485.60 |

Expenditure Report by Function
 12/2021

| Account Description | Current Budget | Expended During Month | Year to Date Expenditures | % of Budget Expended | Outstanding Encumbrances | Uncommitted Funds |
|--|----------------|-----------------------|---------------------------|----------------------|--------------------------|-------------------|
| 000 DISTRICT WIDE | | | | | | |
| 10 6252 000 319 PROFESSIONAL SERVICES | 600.00 | 0.00 | 1,383.75 | 230.63 | 0.00 | (783.75) |
| 10 6252 000 339 OTHER TRANSPORTATION SERVICES | 2,100.00 | 475.68 | 1,595.01 | 75.95 | 0.00 | 504.99 |
| 10 6252 000 410 SUPPLIES | 0.00 | 0.00 | 212.87 | 0.00 | 0.00 | (212.87) |
| 10 6252 000 411 NON-TECHNOLOGY SUPPLIES | 700.00 | 0.00 | 38.45 | 5.49 | 0.00 | 661.55 |
| 10 6252 000 640 DUES & FEES | 200.00 | 0.00 | 85.00 | 42.50 | 0.00 | 115.00 |
| | 3,600.00 | 475.68 | 3,315.08 | 92.09 | 0.00 | 284.92 |
| 000 DISTRICT WIDE | 3,600.00 | 475.68 | 3,315.08 | 92.09 | 0.00 | 284.92 |
| 6252 GIRLS CROSS COUNTRY | 3,600.00 | 475.68 | 3,315.08 | 92.09 | 0.00 | 284.92 |
| 6262 GIRLS TENNIS | | | | | | |
| 000 DISTRICT WIDE | | | | | | |
| 10 6262 000 319 OTHER PROF. AND TECHNICAL SERV | 0.00 | 0.00 | 100.00 | 0.00 | 0.00 | (100.00) |
| 10 6262 000 339 OTHER TRANSPORTATION SERVICES | 5,000.00 | 273.42 | 2,858.52 | 57.17 | 0.00 | 2,141.48 |
| 10 6262 000 411 NON-TECHNOLOGY SUPPLIES | 2,100.00 | 489.90 | 632.99 | 30.14 | 0.00 | 1,467.01 |
| | 7,100.00 | 763.32 | 3,591.51 | 50.58 | 0.00 | 3,508.49 |
| 000 DISTRICT WIDE | 7,100.00 | 763.32 | 3,591.51 | 50.58 | 0.00 | 3,508.49 |
| 6262 GIRLS TENNIS | 7,100.00 | 763.32 | 3,591.51 | 50.58 | 0.00 | 3,508.49 |
| 6272 GIRLS GOLF | | | | | | |
| 000 DISTRICT WIDE | | | | | | |
| 10 6272 000 339 OTHER TRANSPORTATION SERVICES | 2,500.00 | 0.00 | 640.00 | 25.60 | 0.00 | 1,860.00 |
| 10 6272 000 411 NON-TECHNOLOGY SUPPLIES | 1,500.00 | 0.00 | 0.00 | 0.00 | 0.00 | 1,500.00 |
| 10 6272 000 640 DUES & FEES | 1,000.00 | 0.00 | 0.00 | 0.00 | 0.00 | 1,000.00 |
| | 5,000.00 | 0.00 | 640.00 | 12.80 | 0.00 | 4,360.00 |
| 000 DISTRICT WIDE | 5,000.00 | 0.00 | 640.00 | 12.80 | 0.00 | 4,360.00 |
| 6272 GIRLS GOLF | 5,000.00 | 0.00 | 640.00 | 12.80 | 0.00 | 4,360.00 |
| 6282 GYMNASTICS | | | | | | |
| 000 DISTRICT WIDE | | | | | | |
| 10 6282 000 319 PROFESSIONAL SERVICES | 4,000.00 | 125.00 | 701.18 | 17.53 | 0.00 | 3,298.82 |
| 10 6282 000 339 OTHER TRANSPORTATION SERVICES | 7,000.00 | 369.00 | 369.00 | 5.27 | 0.00 | 6,631.00 |

Expenditure Report by Function

12/2021

| Account Number | Account Description | Current Budget | Expended During Month | Year to Date Expenditures | % of Budget Expended | Outstanding Encumbrances | Uncommitted Funds |
|-----------------|------------------------------------|----------------|-----------------------|---------------------------|----------------------|--------------------------|-------------------|
| 10 6282 000 411 | NON-TECHNOLOGY SUPPLIES | 3,000.00 | 30.15 | 305.15 | 61.73 | 1,546.83 | 1,148.02 |
| 10 6282 000 640 | DUES & FEES | 700.00 | 0.00 | 0.00 | 0.00 | 0.00 | 700.00 |
| | | 14,700.00 | 524.15 | 1,375.33 | 19.88 | 1,546.83 | 11,777.84 |
| 000 | DISTRICT WIDE | 14,700.00 | 524.15 | 1,375.33 | 19.88 | 1,546.83 | 11,777.84 |
| 6282 | GYMNASTICS | 14,700.00 | 524.15 | 1,375.33 | 19.88 | 1,546.83 | 11,777.84 |
| 6292 | GIRLS VOLLEYBALL | | | | | | |
| 000 | DISTRICT WIDE | | | | | | |
| 10 6292 000 319 | PROFESSIONAL SERVICES | 9,500.00 | 0.00 | 11,699.76 | 123.16 | 0.00 | (2,199.76) |
| 10 6292 000 339 | OTHER TRANSPORTATION SERVICES | 17,000.00 | 6,732.00 | 15,168.00 | 89.22 | 0.00 | 1,832.00 |
| 10 6292 000 411 | NON-TECHNOLOGY SUPPLIES | 3,000.00 | 0.00 | 1,255.00 | 41.83 | 0.00 | 1,745.00 |
| | | 29,500.00 | 6,732.00 | 28,122.76 | 95.33 | 0.00 | 1,377.24 |
| 000 | DISTRICT WIDE | 29,500.00 | 6,732.00 | 28,122.76 | 95.33 | 0.00 | 1,377.24 |
| 6292 | GIRLS VOLLEYBALL | 29,500.00 | 6,732.00 | 28,122.76 | 95.33 | 0.00 | 1,377.24 |
| 6299 | GIRLS SOCCER | | | | | | |
| 000 | DISTRICT WIDE | | | | | | |
| 10 6299 000 319 | PROFESSIONAL SERVICES | 2,500.00 | 0.00 | 3,347.20 | 133.89 | 0.00 | (847.20) |
| 10 6299 000 323 | REPAIRS & MTNCE | 500.00 | 0.00 | 0.00 | 0.00 | 0.00 | 500.00 |
| 10 6299 000 339 | OTHER TRANSPORTATION SERVICES | 4,500.00 | 115.92 | 2,966.67 | 65.93 | 0.00 | 1,533.33 |
| 10 6299 000 411 | NON-TECHNOLOGY SUPPLIES | 2,000.00 | 0.00 | 618.00 | 30.90 | 0.00 | 1,382.00 |
| | | 9,500.00 | 115.92 | 6,931.87 | 72.97 | 0.00 | 2,568.13 |
| 000 | DISTRICT WIDE | 9,500.00 | 115.92 | 6,931.87 | 72.97 | 0.00 | 2,568.13 |
| 6299 | GIRLS SOCCER | 9,500.00 | 115.92 | 6,931.87 | 72.97 | 0.00 | 2,568.13 |
| 6910 | COMBINED CO-CURR ACTIVITIES | | | | | | |
| 000 | DISTRICT WIDE | | | | | | |
| 10 6910 000 111 | CERTIFIED SALARIES | 116,000.00 | 9,661.11 | 38,457.72 | 33.15 | 0.00 | 77,542.28 |
| 10 6910 000 112 | PARAPROFESSIONAL SALARIES | 0.00 | 585.00 | 2,340.00 | 0.00 | 0.00 | (2,340.00) |
| 10 6910 000 210 | SOCIAL SECURITY | 8,900.00 | 783.68 | 3,120.63 | 35.06 | 0.00 | 5,779.37 |
| 10 6910 000 220 | RETIREMENT | 7,000.00 | 578.88 | 2,305.01 | 32.93 | 0.00 | 4,694.99 |
| 10 6910 000 240 | WORKMENS COMPENSATION | 1,000.00 | 32.99 | 128.68 | 12.87 | 0.00 | 871.32 |
| | | 132,900.00 | 11,641.66 | 46,352.04 | 34.88 | 0.00 | 86,547.96 |
| 000 | DISTRICT WIDE | 132,900.00 | 11,641.66 | 46,352.04 | 34.88 | 0.00 | 86,547.96 |
| 6299 | GIRLS SOCCER | 132,900.00 | 11,641.66 | 46,352.04 | 34.88 | 0.00 | 86,547.96 |

Expenditure Report by Function
 12/2021

| Account Description | Current Budget | Expended During Month | Year to Date Expenditures | % of Budget Expended | Outstanding Encumbrances | Uncommitted Funds |
|---|----------------|-----------------------|---------------------------|----------------------|--------------------------|-------------------|
| 6910 COMBINED CO-CURR ACTIVITIES | 132,900.00 | 11,641.66 | 46,352.04 | 34.88 | 0.00 | 86,547.96 |
| 6911 FIRST AID | | | | | | |
| 000 DISTRICT WIDE | | | | | | |
| 10 6911 000 411 NON-TECHNOLOGY SUPPLIES | 4,000.00 | 0.00 | 643.22 | 16.08 | 0.00 | 3,356.78 |
| | 4,000.00 | 0.00 | 643.22 | 16.08 | 0.00 | 3,356.78 |
| | 4,000.00 | 0.00 | 643.22 | 16.08 | 0.00 | 3,356.78 |
| | 4,000.00 | 0.00 | 643.22 | 16.08 | 0.00 | 3,356.78 |
| | 4,000.00 | 0.00 | 643.22 | 16.08 | 0.00 | 3,356.78 |
| 000 DISTRICT WIDE | | | | | | |
| 6911 FIRST AID | | | | | | |
| 6921 CHEERLEADERS | | | | | | |
| 000 DISTRICT WIDE | | | | | | |
| 10 6921 000 339 OTHER TRANSPORTATION SERVICES | 2,500.00 | 0.00 | 0.00 | 0.00 | 0.00 | 2,500.00 |
| 10 6921 000 411 NON-TECHNOLOGY SUPPLIES | 1,000.00 | 0.00 | 0.00 | 0.00 | 0.00 | 1,000.00 |
| | 3,500.00 | 0.00 | 0.00 | 0.00 | 0.00 | 3,500.00 |
| | 3,500.00 | 0.00 | 0.00 | 0.00 | 0.00 | 3,500.00 |
| | 3,500.00 | 0.00 | 0.00 | 0.00 | 0.00 | 3,500.00 |
| | 3,500.00 | 0.00 | 0.00 | 0.00 | 0.00 | 3,500.00 |
| 000 DISTRICT WIDE | | | | | | |
| 6921 CHEERLEADERS | | | | | | |
| 6931 ELEMENTARY MUSIC | | | | | | |
| 000 DISTRICT WIDE | | | | | | |
| 10 6931 000 323 REPAIRS | 1,000.00 | 0.00 | 510.00 | 51.00 | 0.00 | 490.00 |
| 10 6931 000 339 OTHER TRANSPORTATION SERVICES | 1,500.00 | 0.00 | 194.88 | 12.99 | 0.00 | 1,305.12 |
| 10 6931 000 411 NON-TECHNOLOGY SUPPLIES | 9,000.00 | 145.99 | 320.94 | 3.88 | 27.99 | 8,651.07 |
| | 11,500.00 | 145.99 | 1,025.82 | 9.16 | 27.99 | 10,446.19 |
| | 11,500.00 | 145.99 | 1,025.82 | 9.16 | 27.99 | 10,446.19 |
| | 11,500.00 | 145.99 | 1,025.82 | 9.16 | 27.99 | 10,446.19 |
| | 11,500.00 | 145.99 | 1,025.82 | 9.16 | 27.99 | 10,446.19 |
| 000 DISTRICT WIDE | | | | | | |
| 6931 ELEMENTARY MUSIC | | | | | | |
| 6932 M.S. VOCAL | | | | | | |
| 000 DISTRICT WIDE | | | | | | |
| 10 6932 000 323 REPAIRS & MTNCE | 1,000.00 | 0.00 | 0.00 | 0.00 | 0.00 | 1,000.00 |
| 10 6932 000 339 OTHER TRANSPORTATION SERVICES | 1,500.00 | 250.00 | 250.00 | 16.67 | 0.00 | 1,250.00 |
| 10 6932 000 411 NON-TECHNOLOGY SUPPLIES | 4,500.00 | 0.00 | 200.47 | 4.45 | 0.00 | 4,299.53 |
| | 7,000.00 | 250.00 | 450.47 | 6.44 | 0.00 | 6,549.53 |
| | 7,000.00 | 250.00 | 450.47 | 6.44 | 0.00 | 6,549.53 |

Expenditure Report by Function
 12/2021

| Account Description | Current Budget | Expended During Month | Year to Date Expenditures | % of Budget Expended | Outstanding Encumbrances | Uncommitted Funds |
|---|----------------|-----------------------|---------------------------|----------------------|--------------------------|-------------------|
| 000 DISTRICT WIDE | 7,000.00 | 250.00 | 450.47 | 6.44 | 0.00 | 6,549.53 |
| 6932 M.S. VOCAL | 7,000.00 | 250.00 | 450.47 | 6.44 | 0.00 | 6,549.53 |
| 6933 H.S. VOCAL | | | | | | |
| 000 DISTRICT WIDE | | | | | | |
| 10 6933 000 319 PROFESSIONAL SERVICES | 500.00 | 0.00 | 0.00 | 0.00 | 0.00 | 500.00 |
| 10 6933 000 322 LAUNDRY | 3,000.00 | 0.00 | 1,470.00 | 49.00 | 0.00 | 1,530.00 |
| 10 6933 000 323 REPAIRS & MINTCE | 1,000.00 | 120.00 | 840.00 | 84.00 | 0.00 | 160.00 |
| 10 6933 000 339 OTHER TRANSPORTATION SERVICES | 6,000.00 | 618.75 | 2,629.09 | 43.82 | 0.00 | 3,370.91 |
| 10 6933 000 411 NON-TECHNOLOGY SUPPLIES | 6,000.00 | 0.00 | 3,524.46 | 58.74 | 0.00 | 2,475.54 |
| 10 6933 000 640 DUES AND FEES | 1,000.00 | 0.00 | 0.00 | 0.00 | 0.00 | 1,000.00 |
| | 17,500.00 | 738.75 | 8,463.55 | 48.36 | 0.00 | 9,036.45 |
| | 17,500.00 | 738.75 | 8,463.55 | 48.36 | 0.00 | 9,036.45 |
| | 17,500.00 | 738.75 | 8,463.55 | 48.36 | 0.00 | 9,036.45 |
| | 17,500.00 | 738.75 | 8,463.55 | 48.36 | 0.00 | 9,036.45 |
| 000 DISTRICT WIDE | | | | | | |
| 6933 H.S. VOCAL | | | | | | |
| 6934 ORCHESTRA | | | | | | |
| 000 DISTRICT WIDE | | | | | | |
| 10 6934 000 339 OTHER TRANSPORTATION SERVICES | 0.00 | 0.00 | 0.00 | 0.00 | 0.00 | 0.00 |
| | 0.00 | 0.00 | 0.00 | 0.00 | 0.00 | 0.00 |
| | 0.00 | 0.00 | 0.00 | 0.00 | 0.00 | 0.00 |
| | 0.00 | 0.00 | 0.00 | 0.00 | 0.00 | 0.00 |
| 000 DISTRICT WIDE | | | | | | |
| 500 ELEMENTARY SCHOOL | | | | | | |
| 10 6934 500 319 PROFESSIONAL SERVICES | 500.00 | 0.00 | 0.00 | 0.00 | 0.00 | 500.00 |
| 10 6934 500 323 REPAIRS & MINTCE | 2,000.00 | 0.00 | 315.00 | 15.75 | 0.00 | 1,685.00 |
| 10 6934 500 339 OTHER TRANSPORTATION SERVICES | 2,000.00 | 0.00 | 0.00 | 0.00 | 0.00 | 2,000.00 |
| 10 6934 500 411 NON-TECHNOLOGY SUPPLIES | 6,000.00 | 45.00 | 3,045.63 | 78.92 | 1,689.74 | 1,264.63 |
| 10 6934 500 640 DUES AND FEES | 200.00 | 0.00 | 0.00 | 0.00 | 0.00 | 200.00 |
| | 10,700.00 | 45.00 | 3,360.63 | 47.20 | 1,689.74 | 5,649.63 |
| | 10,700.00 | 45.00 | 3,360.63 | 47.20 | 1,689.74 | 5,649.63 |
| | 10,700.00 | 45.00 | 3,360.63 | 47.20 | 1,689.74 | 5,649.63 |
| 500 ELEMENTARY SCHOOL | | | | | | |
| 600 MIDDLE SCHOOL | | | | | | |
| 10 6934 600 319 PROFESSIONAL SERVICES | 500.00 | 0.00 | 0.00 | 0.00 | 0.00 | 500.00 |
| 10 6934 600 323 REPAIRS & MINTCE | 2,000.00 | 0.00 | 613.95 | 30.70 | 0.00 | 1,386.05 |
| 10 6934 600 339 OTHER TRANSPORTATION SERVICES | 3,000.00 | 390.78 | 553.28 | 18.44 | 0.00 | 2,446.72 |

Expenditure Report by Function
 12/2021

| Account Number | Account Description | Current Budget | Expended During Month | Year to Date Expenditures | % of Budget Expended | Outstanding Encumbrances | Uncommitted Funds |
|--------------------------|-------------------------------|------------------|-----------------------|---------------------------|----------------------|--------------------------|-------------------|
| 10 6934 600 411 | NON-TECHNOLOGY SUPPLIES | 6,000.00 | 0.00 | 878.26 | 14.64 | 0.00 | 5,121.74 |
| 10 6934 600 640 | DUES AND FEES | 200.00 | 0.00 | 0.00 | 0.00 | 0.00 | 200.00 |
| | | <u>11,700.00</u> | <u>390.78</u> | <u>2,045.49</u> | <u>17.48</u> | <u>0.00</u> | <u>9,654.51</u> |
| 600 MIDDLE SCHOOL | | <u>11,700.00</u> | <u>390.78</u> | <u>2,045.49</u> | <u>17.48</u> | <u>0.00</u> | <u>9,654.51</u> |
| 700 HIGH SCHOOL | | | | | | | |
| 10 6934 700 319 | PROFESSIONAL SERVICES | 500.00 | 0.00 | 0.00 | 0.00 | 0.00 | 500.00 |
| 10 6934 700 323 | REPAIRS & MTNCE | 2,000.00 | 0.00 | 1,351.00 | 67.55 | 0.00 | 649.00 |
| 10 6934 700 339 | OTHER TRANSPORTATION SERVICES | 4,000.00 | 345.78 | 912.62 | 22.82 | 0.00 | 3,087.38 |
| 10 6934 700 411 | NON-TECHNOLOGY SUPPLIES | 6,000.00 | 0.00 | 3,446.84 | 57.45 | 0.00 | 2,553.16 |
| 10 6934 700 640 | DUES AND FEES | 200.00 | 0.00 | 0.00 | 0.00 | 0.00 | 200.00 |
| | | <u>12,700.00</u> | <u>345.78</u> | <u>5,710.46</u> | <u>44.96</u> | <u>0.00</u> | <u>6,989.54</u> |
| 700 HIGH SCHOOL | | <u>12,700.00</u> | <u>345.78</u> | <u>5,710.46</u> | <u>44.96</u> | <u>0.00</u> | <u>6,989.54</u> |
| 6934 ORCHESTRA | | <u>12,700.00</u> | <u>345.78</u> | <u>5,710.46</u> | <u>44.96</u> | <u>0.00</u> | <u>6,989.54</u> |
| 6935 HS BAND | | | | | | | |
| 000 DISTRICT WIDE | | <u>35,100.00</u> | <u>781.56</u> | <u>11,116.58</u> | <u>36.49</u> | <u>1,689.74</u> | <u>22,293.68</u> |
| 10 6935 000 319 | PROFESSIONAL SERVICES | 1,300.00 | 0.00 | 500.00 | 38.46 | 0.00 | 800.00 |
| 10 6935 000 322 | LAUNDRY | 1,800.00 | 0.00 | 0.00 | 0.00 | 0.00 | 1,800.00 |
| 10 6935 000 323 | REPAIRS & MTNCE | 6,000.00 | 0.00 | 496.76 | 8.28 | 0.00 | 5,503.24 |
| 10 6935 000 339 | OTHER TRANSPORTATION SERVICES | 9,000.00 | 3,633.48 | 9,745.67 | 108.29 | 0.00 | (745.67) |
| 10 6935 000 411 | NON-TECHNOLOGY SUPPLIES | 18,000.00 | 20.95 | 6,048.55 | 33.75 | 25.90 | 11,925.55 |
| 10 6935 000 640 | DUES AND FEES | 800.00 | 54.00 | 54.00 | 6.75 | 0.00 | 746.00 |
| | | <u>36,900.00</u> | <u>3,708.43</u> | <u>16,844.98</u> | <u>45.72</u> | <u>25.90</u> | <u>20,029.12</u> |
| 000 DISTRICT WIDE | | <u>36,900.00</u> | <u>3,708.43</u> | <u>16,844.98</u> | <u>45.72</u> | <u>25.90</u> | <u>20,029.12</u> |
| 6935 HS BAND | | <u>36,900.00</u> | <u>3,708.43</u> | <u>16,844.98</u> | <u>45.72</u> | <u>25.90</u> | <u>20,029.12</u> |
| 6936 MS BAND | | | | | | | |
| 000 DISTRICT WIDE | | <u>36,900.00</u> | <u>3,708.43</u> | <u>16,844.98</u> | <u>45.72</u> | <u>25.90</u> | <u>20,029.12</u> |
| 10 6936 000 323 | REPAIRS & MTNCE | 6,000.00 | 117.10 | 3,701.22 | 61.69 | 0.00 | 2,298.78 |
| 10 6936 000 339 | OTHER TRANSPORTATION SERVICES | 1,000.00 | 198.41 | 504.35 | 50.44 | 0.00 | 495.65 |
| 10 6936 000 411 | NON-TECHNOLOGY SUPPLIES | 18,000.00 | 167.92 | 8,731.39 | 48.51 | 0.00 | 9,268.61 |
| | | <u>25,000.00</u> | <u>483.43</u> | <u>12,936.96</u> | <u>51.75</u> | <u>0.00</u> | <u>12,063.04</u> |
| 000 DISTRICT WIDE | | <u>25,000.00</u> | <u>483.43</u> | <u>12,936.96</u> | <u>51.75</u> | <u>0.00</u> | <u>12,063.04</u> |
| 000 DISTRICT WIDE | | <u>25,000.00</u> | <u>483.43</u> | <u>12,936.96</u> | <u>51.75</u> | <u>0.00</u> | <u>12,063.04</u> |

Expenditure Report by Function
 12/2021

| Account Description | Current Budget | Expended During Month | Year to Date Expenditures | % of Budget Expended | Outstanding Encumbrances | Uncommitted Funds |
|---|----------------|-----------------------|---------------------------|----------------------|--------------------------|-------------------|
| 6936 MS BAND | 25,000.00 | 483.43 | 12,936.96 | 51.75 | 0.00 | 12,063.04 |
| 6937 5TH GRADE BAND | | | | | | |
| 000 DISTRICT WIDE | | | | | | |
| 10 6937 000 323 REPAIRS & MINCE | 2,500.00 | 0.00 | 0.00 | 0.00 | 0.00 | 2,500.00 |
| 10 6937 000 339 OTHER TRANSPORTATION SERVICES | 300.00 | 0.00 | 0.00 | 0.00 | 0.00 | 300.00 |
| 10 6937 000 411 NON-TECHNOLOGY SUPPLIES | 7,500.00 | 103.00 | 1,448.89 | 19.32 | 0.00 | 6,051.11 |
| | 10,300.00 | 103.00 | 1,448.89 | 14.07 | 0.00 | 8,851.11 |
| 000 DISTRICT WIDE | 10,300.00 | 103.00 | 1,448.89 | 14.07 | 0.00 | 8,851.11 |
| 6937 5TH GRADE BAND | 10,300.00 | 103.00 | 1,448.89 | 14.07 | 0.00 | 8,851.11 |
| 6941 DEBATE | | | | | | |
| 000 DISTRICT WIDE | | | | | | |
| 10 6941 000 319 PROFESSIONAL SERVICES | 4,000.00 | 270.00 | 640.00 | 16.00 | 0.00 | 3,360.00 |
| 10 6941 000 339 OTHER TRANSPORTATION SERVICES | 18,000.00 | 891.04 | 1,948.70 | 10.83 | 0.00 | 16,051.30 |
| 10 6941 000 411 NON-TECHNOLOGY SUPPLIES | 3,000.00 | 282.18 | 352.18 | 11.74 | 0.00 | 2,647.82 |
| 10 6941 000 640 DUES & FEES | 2,000.00 | 0.00 | 299.00 | 14.95 | 0.00 | 1,701.00 |
| 10 6941 000 691 CONTINGENCY-NAT'L TOURNNEY | 2,500.00 | 0.00 | 0.00 | 0.00 | 0.00 | 2,500.00 |
| | 29,500.00 | 1,443.22 | 3,239.88 | 10.98 | 0.00 | 26,260.12 |
| 000 DISTRICT WIDE | 29,500.00 | 1,443.22 | 3,239.88 | 10.98 | 0.00 | 26,260.12 |
| 6941 DEBATE | 29,500.00 | 1,443.22 | 3,239.88 | 10.98 | 0.00 | 26,260.12 |
| 6942 QUIZ BOWL | | | | | | |
| 000 DISTRICT WIDE | | | | | | |
| 10 6942 000 339 OTHER TRANSPORTATION SERVICES | 2,000.00 | 369.00 | 489.00 | 24.45 | 0.00 | 1,511.00 |
| | 2,000.00 | 369.00 | 489.00 | 24.45 | 0.00 | 1,511.00 |
| 000 DISTRICT WIDE | 2,000.00 | 369.00 | 489.00 | 24.45 | 0.00 | 1,511.00 |
| 6942 QUIZ BOWL | 2,000.00 | 369.00 | 489.00 | 24.45 | 0.00 | 1,511.00 |
| 6951 PUBLICATIONS-TIGER STRIPES | | | | | | |
| 000 DISTRICT WIDE | | | | | | |
| 10 6951 000 339 OTHER TRANSPORTATION SERVICES | 1,200.00 | 0.00 | 0.00 | 0.00 | 0.00 | 1,200.00 |
| 10 6951 000 411 NON-TECHNOLOGY SUPPLIES | 7,700.00 | 1,481.48 | 3,549.06 | 128.83 | 6,370.79 | (2,219.85) |
| | 8,900.00 | 1,481.48 | 3,549.06 | 111.46 | 6,370.79 | (1,019.85) |

| Account Description | Current Budget | Expended During Month | Year to Date Expenditures | % of Budget Expended | Outstanding Encumbrances | Uncommitted Funds |
|---|----------------|-----------------------|---------------------------|----------------------|--------------------------|-------------------|
| 000 DISTRICT WIDE | 8,900.00 | 1,481.48 | 3,549.06 | 111.46 | 6,370.79 | (1,019.85) |
| 6951 PUBLICATIONS-TIGER STRIPES | 8,900.00 | 1,481.48 | 3,549.06 | 111.46 | 6,370.79 | (1,019.85) |
| 6952 PUBLICATIONS-YEARBOOK | | | | | | |
| 000 DISTRICT WIDE | | | | | | |
| 10 6952 000 339 OTHER TRANSPORTATION SERVICES | 1,000.00 | 0.00 | 0.00 | 0.00 | 0.00 | 1,000.00 |
| 10 6952 000 411 NON-TECHNOLOGY SUPPLIES | 25,000.00 | 0.00 | 23,563.52 | 94.25 | 0.00 | 1,436.48 |
| | 26,000.00 | 0.00 | 23,563.52 | 90.63 | 0.00 | 2,436.48 |
| | 26,000.00 | 0.00 | 23,563.52 | 90.63 | 0.00 | 2,436.48 |
| | 26,000.00 | 0.00 | 23,563.52 | 90.63 | 0.00 | 2,436.48 |
| | 26,000.00 | 0.00 | 23,563.52 | 90.63 | 0.00 | 2,436.48 |
| 000 DISTRICT WIDE | | | | | | |
| 6952 PUBLICATIONS-YEARBOOK | | | | | | |
| 6953 DRAMA | | | | | | |
| 000 DISTRICT WIDE | | | | | | |
| 10 6953 000 339 OTHER TRANSPORTATION SERVICES | 3,500.00 | 0.00 | 0.00 | 0.00 | 0.00 | 3,500.00 |
| 10 6953 000 411 NON-TECHNOLOGY SUPPLIES | 7,500.00 | 507.85 | 2,015.53 | 26.87 | 0.00 | 5,484.47 |
| 10 6953 000 640 DUES & FEES | 100.00 | 0.00 | 0.00 | 0.00 | 0.00 | 100.00 |
| | 11,100.00 | 507.85 | 2,015.53 | 18.16 | 0.00 | 9,084.47 |
| | 11,100.00 | 507.85 | 2,015.53 | 18.16 | 0.00 | 9,084.47 |
| | 11,100.00 | 507.85 | 2,015.53 | 18.16 | 0.00 | 9,084.47 |
| 000 DISTRICT WIDE | | | | | | |
| 600 MIDDLE SCHOOL | | | | | | |
| 10 6953 600 411 NON-TECHNOLOGY SUPPLIES | 2,500.00 | 0.00 | 0.00 | 0.00 | 0.00 | 2,500.00 |
| | 2,500.00 | 0.00 | 0.00 | 0.00 | 0.00 | 2,500.00 |
| | 2,500.00 | 0.00 | 0.00 | 0.00 | 0.00 | 2,500.00 |
| | 2,500.00 | 0.00 | 0.00 | 0.00 | 0.00 | 2,500.00 |
| | 13,600.00 | 507.85 | 2,015.53 | 14.82 | 0.00 | 11,584.47 |
| | 22,600,000.00 | 1,849,835.84 | 9,478,896.18 | 42.22 | 62,354.77 | 13,058,749.05 |
| 600 MIDDLE SCHOOL | | | | | | |
| 6953 DRAMA | | | | | | |
| 10 GENERAL FUND | | | | | | |

Expenditure Report by Function
 12/2021

| Account Number | Account Description | Current Budget | Expended During Month | Year to Date Expenditures | % of Budget Expended | Outstanding Encumbrances | Uncommitted Funds |
|-----------------|------------------------------------|----------------|-----------------------|---------------------------|----------------------|--------------------------|-------------------|
| 21 | CAPITAL OUTLAY FUND | | | | | | |
| 1111 | ELEMENTARY SCHOOLS | | | | | | |
| 511 | BUCHANAN ELEMENTARY | | | | | | |
| 21 1111 511 479 | SUPPLIES (NON-CONSUM) | 15,000.00 | 0.00 | 1,335.59 | 8.90 | 0.00 | 13,664.41 |
| | | 15,000.00 | 0.00 | 1,335.59 | 8.90 | 0.00 | 13,664.41 |
| 511 | BUCHANAN ELEMENTARY | 15,000.00 | 0.00 | 1,335.59 | 8.90 | 0.00 | 13,664.41 |
| 512 | HURON COLONY ELEMENTARY | 15,000.00 | 0.00 | 1,335.59 | 8.90 | 0.00 | 13,664.41 |
| 512 | HURON COLONY ELEMENTARY | | | | | | |
| 21 1111 512 479 | SUPPLIES (NON-CONSUM) | 2,500.00 | 0.00 | 0.00 | 0.00 | 0.00 | 2,500.00 |
| | | 2,500.00 | 0.00 | 0.00 | 0.00 | 0.00 | 2,500.00 |
| 512 | HURON COLONY ELEMENTARY | 2,500.00 | 0.00 | 0.00 | 0.00 | 0.00 | 2,500.00 |
| 514 | MADISON ELEMENTARY | | | | | | |
| 21 1111 514 479 | SUPPLIES (NON-CONSUM) | 15,000.00 | 1,759.58 | 5,305.66 | 35.37 | 0.00 | 9,694.34 |
| | | 15,000.00 | 1,759.58 | 5,305.66 | 35.37 | 0.00 | 9,694.34 |
| 514 | MADISON ELEMENTARY | 15,000.00 | 1,759.58 | 5,305.66 | 35.37 | 0.00 | 9,694.34 |
| 516 | WASHINGTON ELEMENTARY | | | | | | |
| 21 1111 516 479 | SUPPLIES (NON-CONSUM) | 15,000.00 | 0.00 | 0.00 | 0.00 | 0.00 | 15,000.00 |
| 21 1111 516 549 | OTHER EQUIPMENT | 0.00 | 0.00 | 1,329.98 | 0.00 | 0.00 | (1,329.98) |
| | | 15,000.00 | 0.00 | 1,329.98 | 8.87 | 0.00 | 13,670.02 |
| 516 | WASHINGTON ELEMENTARY | 15,000.00 | 0.00 | 1,329.98 | 8.87 | 0.00 | 13,670.02 |
| 518 | RIVERSIDE COLONY ELEMENTARY | | | | | | |
| 21 1111 518 479 | SUPPLIES (NON-CONSUM) | 2,500.00 | 0.00 | 0.00 | 0.00 | 0.00 | 2,500.00 |
| | | 2,500.00 | 0.00 | 0.00 | 0.00 | 0.00 | 2,500.00 |
| 518 | RIVERSIDE COLONY ELEMENTARY | 2,500.00 | 0.00 | 0.00 | 0.00 | 0.00 | 2,500.00 |
| 599 | ELEMENTARY CURRICULUM | | | | | | |
| 000 | DISTRICT | | | | | | |
| | | 2,500.00 | 0.00 | 0.00 | 0.00 | 0.00 | 2,500.00 |

Expenditure Report by Function
12/2021

| Account Number | Account Description | Current Budget | Expended During Month | Year to Date Expenditures | % of Budget Expended | Outstanding Encumbrances | Uncommitted Funds |
|-----------------------------|------------------------------|----------------|-----------------------|---------------------------|----------------------|--------------------------|-------------------|
| 001 BUCHANAN | | 50,000.00 | 0.00 | 71,209.94 | 142.42 | 0.00 | (21,209.94) |
| 21 1111 599 421 000 001 | PRINTED TEXTBOOKS | | 0.00 | 71,209.94 | 142.42 | 0.00 | (21,209.94) |
| 001 BUCHANAN | | 50,000.00 | 0.00 | 71,209.94 | 142.42 | 0.00 | (21,209.94) |
| 004 MADISON | | 50,000.00 | 0.00 | 65,210.60 | 130.42 | 0.00 | (15,210.60) |
| 21 1111 599 421 000 004 | PRINTED TEXTBOOKS | | 0.00 | 65,210.60 | 130.42 | 0.00 | (15,210.60) |
| 004 MADISON | | 50,000.00 | 0.00 | 65,210.60 | 130.42 | 0.00 | (15,210.60) |
| 005 HOLY TRINITY | | 0.00 | 0.00 | 1,680.00 | 0.00 | 0.00 | (1,680.00) |
| 21 1111 599 421 000 005 | PRINTED TEXTBOOKS | | 0.00 | 1,680.00 | 0.00 | 0.00 | (1,680.00) |
| 005 HOLY TRINITY | | 0.00 | 0.00 | 1,680.00 | 0.00 | 0.00 | (1,680.00) |
| 006 WASHINGTON | | 50,000.00 | 0.00 | 66,654.52 | 133.31 | 0.00 | (16,654.52) |
| 21 1111 599 421 000 006 | PRINTED TEXTBOOKS | | 0.00 | 66,654.52 | 133.31 | 0.00 | (16,654.52) |
| 006 WASHINGTON | | 50,000.00 | 0.00 | 66,654.52 | 133.31 | 0.00 | (16,654.52) |
| 011 JAMES VALLEY | | 0.00 | 0.00 | 1,680.00 | 0.00 | 0.00 | (1,680.00) |
| 21 1111 599 421 000 011 | PRINTED TEXTBOOKS | | 0.00 | 1,680.00 | 0.00 | 0.00 | (1,680.00) |
| 011 JAMES VALLEY | | 0.00 | 0.00 | 1,680.00 | 0.00 | 0.00 | (1,680.00) |
| 000 DISTRICT | | 150,000.00 | 0.00 | 206,435.06 | 137.62 | 0.00 | (56,435.06) |
| 599 ELEMENTARY CURRICULUM | | 150,000.00 | 0.00 | 206,435.06 | 137.62 | 0.00 | (56,435.06) |
| 810 TECHNOLOGY | | 80,000.00 | 0.00 | 1,291.64 | 1.61 | 0.00 | 78,708.36 |
| 000 DISTRICT | | 80,000.00 | 0.00 | 1,291.64 | 1.61 | 0.00 | 78,708.36 |
| 001 BUCHANAN | | 80,000.00 | 0.00 | 1,291.64 | 1.61 | 0.00 | 78,708.36 |
| 21 1111 810 471 000 001 | COMPUTER EQUIPMENT (NON-CAP) | | 0.00 | 1,291.64 | 1.61 | 0.00 | 78,708.36 |
| 001 BUCHANAN | | 80,000.00 | 0.00 | 1,291.64 | 1.61 | 0.00 | 78,708.36 |
| 002 HURON COLONY | | 7,000.00 | 0.00 | 0.00 | 0.00 | 0.00 | 7,000.00 |
| 21 1111 810 471 000 002 | COMPUTER EQUIPMENT (NON-CAP) | | 0.00 | 0.00 | 0.00 | 0.00 | 7,000.00 |
| 002 HURON COLONY | | 7,000.00 | 0.00 | 0.00 | 0.00 | 0.00 | 7,000.00 |
| 004 MADISON | | 135,000.00 | 3,456.00 | 3,775.16 | 2.80 | 0.00 | 131,224.84 |
| 21 1111 810 471 000 004 | COMPUTER EQUIPMENT (NON-CAP) | | 3,456.00 | 3,775.16 | 2.80 | 0.00 | 131,224.84 |
| 004 MADISON | | 135,000.00 | 3,456.00 | 3,775.16 | 2.80 | 0.00 | 131,224.84 |
| 006 WASHINGTON | | 195,000.00 | 0.00 | 0.00 | 0.00 | 0.00 | 195,000.00 |
| 21 1111 810 471 000 006 | COMPUTER EQUIPMENT (NON-CAP) | | 0.00 | 0.00 | 0.00 | 0.00 | 195,000.00 |
| 006 WASHINGTON | | 195,000.00 | 0.00 | 0.00 | 0.00 | 0.00 | 195,000.00 |
| 008 RIVERSIDE COLONY | | 7,000.00 | 0.00 | 0.00 | 0.00 | 0.00 | 7,000.00 |
| 21 1111 810 471 000 008 | COMPUTER EQUIPMENT (NON-CAP) | | 0.00 | 0.00 | 0.00 | 0.00 | 7,000.00 |
| 008 RIVERSIDE COLONY | | 7,000.00 | 0.00 | 0.00 | 0.00 | 0.00 | 7,000.00 |
| 000 DISTRICT | | 424,000.00 | 3,456.00 | 5,066.80 | 1.20 | 0.00 | 418,933.20 |
| 810 TECHNOLOGY | | 424,000.00 | 3,456.00 | 5,066.80 | 1.20 | 0.00 | 418,933.20 |
| 1111 ELEMENTARY SCHOOLS | | 624,000.00 | 5,215.58 | 219,473.09 | 35.17 | 0.00 | 404,526.91 |
| 1121 MIDDLE SCHOOL | | | | | | | |
| 600 MIDDLE SCHOOL | | | | | | | |

Expenditure Report by Function
 12/2021

| Account Description | Current Budget | Expended During Month | Year to Date Expenditures | % of Budget Expended | Outstanding Encumbrances | Uncommitted Funds |
|--|----------------|-----------------------|---------------------------|----------------------|--------------------------|-------------------|
| SUPPLIES (NON-CONSUM) | 19,000.00 | 0.00 | 5,594.13 | 29.44 | 0.00 | 13,405.87 |
| OTHER EQUIPMENT | 0.00 | 0.00 | 2,984.25 | 0.00 | 0.00 | (2,984.25) |
| | 19,000.00 | 0.00 | 8,578.38 | 45.15 | 0.00 | 10,421.62 |
| | 19,000.00 | 0.00 | 8,578.38 | 45.15 | 0.00 | 10,421.62 |
| | 19,000.00 | 0.00 | 8,578.38 | 45.15 | 0.00 | 10,421.62 |
| 600 MIDDLE SCHOOL | | | | | | |
| 699 MS CURRICULUM | | | | | | |
| 21 1121 699 421 PRINTED TEXTBOOKS | 75,000.00 | 0.00 | 0.00 | 0.00 | 0.00 | 75,000.00 |
| | 75,000.00 | 0.00 | 0.00 | 0.00 | 0.00 | 75,000.00 |
| | 75,000.00 | 0.00 | 0.00 | 0.00 | 0.00 | 75,000.00 |
| | 75,000.00 | 0.00 | 0.00 | 0.00 | 0.00 | 75,000.00 |
| 699 MS CURRICULUM | | | | | | |
| 810 TECHNOLOGY | | | | | | |
| 21 1121 810 471 COMPUTER EQUIPMENT (NON-CAP) | 275,000.00 | 1,500.00 | 12,275.88 | 4.46 | 0.00 | 262,724.12 |
| | 275,000.00 | 1,500.00 | 12,275.88 | 4.46 | 0.00 | 262,724.12 |
| | 275,000.00 | 1,500.00 | 12,275.88 | 4.46 | 0.00 | 262,724.12 |
| | 275,000.00 | 1,500.00 | 12,275.88 | 4.46 | 0.00 | 262,724.12 |
| | 369,000.00 | 1,500.00 | 20,854.26 | 5.65 | 0.00 | 348,145.74 |
| 810 TECHNOLOGY | | | | | | |
| 1121 MIDDLE SCHOOL | | | | | | |
| 1131 HIGH SCHOOL | | | | | | |
| 700 HIGH SCHOOL | | | | | | |
| 21 1131 700 479 SUPPLIES (NON-CONSUM) | 31,000.00 | 0.00 | 0.00 | 0.00 | 0.00 | 31,000.00 |
| 21 1131 700 549 OTHER EQUIPMENT | 0.00 | 0.00 | 1,299.00 | 0.00 | 0.00 | (1,299.00) |
| | 31,000.00 | 0.00 | 1,299.00 | 4.19 | 0.00 | 29,701.00 |
| | 31,000.00 | 0.00 | 1,299.00 | 4.19 | 0.00 | 29,701.00 |
| | 31,000.00 | 0.00 | 1,299.00 | 4.19 | 0.00 | 29,701.00 |
| 700 HIGH SCHOOL | | | | | | |
| 770 CTE CENTER | | | | | | |
| 21 1131 770 479 SUPPLIES (NON-CONSUM) | 11,000.00 | 0.00 | 0.00 | 0.00 | 0.00 | 11,000.00 |
| 21 1131 770 549 OTHER EQUIPMENT | 0.00 | 0.00 | 1,213.00 | 0.00 | 0.00 | (1,213.00) |
| | 11,000.00 | 0.00 | 1,213.00 | 11.03 | 0.00 | 9,787.00 |
| | 11,000.00 | 0.00 | 1,213.00 | 11.03 | 0.00 | 9,787.00 |
| | 11,000.00 | 0.00 | 1,213.00 | 11.03 | 0.00 | 9,787.00 |
| 770 CTE CENTER | | | | | | |
| 799 HS CURRICULUM | | | | | | |
| 770 CTE CENTER | 11,000.00 | 0.00 | 1,213.00 | 11.03 | 0.00 | 9,787.00 |

Expenditure Report by Function
12/2021

Huron School District 2-2
01/06/2022 09:31 AM

| Account Number | Account Description | Current Budget | Expended During Month | Year to Date Expenditures | % of Budget Expended | Outstanding Encumbrances | Uncommitted Funds |
|---|------------------------------|----------------|-----------------------|---------------------------|----------------------|--------------------------|-------------------|
| 21 1131 799 421 | PRINTED TEXTBOOKS | 100,000.00 | 0.00 | 9,459.63 | 9.46 | 0.00 | 90,540.37 |
| | | 100,000.00 | 0.00 | 9,459.63 | 9.46 | 0.00 | 90,540.37 |
| 799 HS CURRICULUM | | 100,000.00 | 0.00 | 9,459.63 | 9.46 | 0.00 | 90,540.37 |
| 810 TECHNOLOGY | | | | | | | |
| 21 1131 810 471 | COMPUTER EQUIPMENT (NON-CAP) | 100,000.00 | 0.00 | 769.00 | 0.86 | 88.30 | 99,142.70 |
| 21 1131 810 472 | COMPUTER SOFTWARE | 6,000.00 | 0.00 | 0.00 | 0.00 | 0.00 | 6,000.00 |
| 21 1131 810 541 | COMPUTER EQUIPMENT | 0.00 | 0.00 | 1,118.39 | 0.00 | 0.00 | (1,118.39) |
| | | 106,000.00 | 0.00 | 1,887.39 | 1.86 | 88.30 | 104,024.31 |
| 810 TECHNOLOGY | | 106,000.00 | 0.00 | 1,887.39 | 1.86 | 88.30 | 104,024.31 |
| 1131 HIGH SCHOOL | | 106,000.00 | 0.00 | 1,887.39 | 1.86 | 88.30 | 104,024.31 |
| 1221 MILD TO MODERATE DISABILITIES | | | | | | | |
| 000 DISTRICT WIDE | | | | | | | |
| | | 248,000.00 | 0.00 | 13,859.02 | 5.62 | 88.30 | 234,052.68 |
| 21 1221 000 479 | SUPPLIES (NON-CONSUM) | 2,000.00 | 0.00 | 0.00 | 0.00 | 0.00 | 2,000.00 |
| | | 2,000.00 | 0.00 | 0.00 | 0.00 | 0.00 | 2,000.00 |
| 000 DISTRICT WIDE | | 2,000.00 | 0.00 | 0.00 | 0.00 | 0.00 | 2,000.00 |
| 800 OUR HOME PROGRAMS | | | | | | | |
| | | 2,000.00 | 0.00 | 0.00 | 0.00 | 0.00 | 2,000.00 |
| 21 1221 800 479 | SUPPLIES (NON-CONSUM) | 2,000.00 | 0.00 | 0.00 | 0.00 | 0.00 | 2,000.00 |
| | | 2,000.00 | 0.00 | 0.00 | 0.00 | 0.00 | 2,000.00 |
| 800 OUR HOME PROGRAMS | | 2,000.00 | 0.00 | 0.00 | 0.00 | 0.00 | 2,000.00 |
| 1221 MILD TO MODERATE DISABILITIES | | 2,000.00 | 0.00 | 0.00 | 0.00 | 0.00 | 2,000.00 |
| 2212 INST & CURRICULUM DEVELOPMENT | | | | | | | |
| 000 DISTRICT WIDE | | | | | | | |
| | | 4,000.00 | 0.00 | 0.00 | 0.00 | 0.00 | 4,000.00 |
| 21 2212 000 479 | SUPPLIES (NON-CONSUM) | 2,000.00 | 0.00 | 0.00 | 0.00 | 0.00 | 2,000.00 |
| | | 2,000.00 | 0.00 | 0.00 | 0.00 | 0.00 | 2,000.00 |
| 000 DISTRICT WIDE | | 2,000.00 | 0.00 | 0.00 | 0.00 | 0.00 | 2,000.00 |
| 2212 INST & CURRICULUM DEVELOPMENT | | 2,000.00 | 0.00 | 0.00 | 0.00 | 0.00 | 2,000.00 |
| 2222 LIBRARY SERVICES | | | | | | | |
| | | 2,000.00 | 0.00 | 0.00 | 0.00 | 0.00 | 2,000.00 |

Expenditure Report by Function
 12/2021

Account Description

Current Budget Expended During Month

Year to Date Expenditures

% of Budget Expended

Outstanding Encumbrances

000 DISTRICT WIDE

21 2222 000 479 SUPPLIES (NON-CONSUM)
 21 2222 000 549 OTHER EQUIPMENT

| | | | | | |
|-----------|------|----------|-------|--------|------------|
| 0.00 | 0.00 | 5,288.55 | 0.00 | 487.80 | (5,776.35) |
| 10,000.00 | 0.00 | 0.00 | 0.00 | 0.00 | 10,000.00 |
| 10,000.00 | 0.00 | 5,288.55 | 57.76 | 487.80 | 4,223.65 |
| 10,000.00 | 0.00 | 5,288.55 | 57.76 | 487.80 | 4,223.65 |
| 10,000.00 | 0.00 | 5,288.55 | 57.76 | 487.80 | 4,223.65 |

000 DISTRICT WIDE

511 BUCHANAN ELEMENTARY

LIBRARY MEDIA

| | | | | | |
|-----------------|----------|----------|-------|--------|----------|
| 21 2222 511 560 | 1,740.89 | 4,514.03 | 48.68 | 354.32 | 5,131.65 |
| | 1,740.89 | 4,514.03 | 48.68 | 354.32 | 5,131.65 |
| | 1,740.89 | 4,514.03 | 48.68 | 354.32 | 5,131.65 |
| | 1,740.89 | 4,514.03 | 48.68 | 354.32 | 5,131.65 |

512 HURON COLONY ELEMENTARY

LIBRARY MEDIA

| | | | | | |
|-----------------|------|------|------|------|----------|
| 21 2222 512 560 | 0.00 | 0.00 | 0.00 | 0.00 | 1,500.00 |
| | 0.00 | 0.00 | 0.00 | 0.00 | 1,500.00 |
| | 0.00 | 0.00 | 0.00 | 0.00 | 1,500.00 |
| | 0.00 | 0.00 | 0.00 | 0.00 | 1,500.00 |

512 HURON COLONY ELEMENTARY

514 MADISON ELEMENTARY

LIBRARY MEDIA

| | | | | | |
|-----------------|------|----------|-------|----------|----------|
| 21 2222 514 560 | 0.00 | 2,778.91 | 71.82 | 4,403.33 | 2,817.76 |
| | 0.00 | 2,778.91 | 71.82 | 4,403.33 | 2,817.76 |
| | 0.00 | 2,778.91 | 71.82 | 4,403.33 | 2,817.76 |
| | 0.00 | 2,778.91 | 71.82 | 4,403.33 | 2,817.76 |

514 MADISON ELEMENTARY

516 WASHINGTON ELEMENTARY

LIBRARY MEDIA

| | | | | | |
|-----------------|------|----------|-------|----------|----------|
| 21 2222 516 560 | 0.00 | 1,498.95 | 73.52 | 5,853.15 | 2,647.90 |
| | 0.00 | 1,498.95 | 73.52 | 5,853.15 | 2,647.90 |
| | 0.00 | 1,498.95 | 73.52 | 5,853.15 | 2,647.90 |
| | 0.00 | 1,498.95 | 73.52 | 5,853.15 | 2,647.90 |

516 WASHINGTON ELEMENTARY

518 RIVERSIDE COLONY ELEMENTARY

LIBRARY MEDIA

| | | | | | |
|-----------------|--------|--------|-------|------|--------|
| 21 2222 518 560 | 544.11 | 734.61 | 48.97 | 0.00 | 765.39 |
| | 544.11 | 734.61 | 48.97 | 0.00 | 765.39 |

Expenditure Report by Function
 12/2021

| Account Description | Current Budget | Expended During Month | Year to Date Expenditures | % of Budget Expended | Outstanding Encumbrances | Uncommitted Funds |
|--|----------------|-----------------------|---------------------------|----------------------|--------------------------|-------------------|
| 518 RIVERSIDE COLONY ELEMENTARY | 1,500.00 | 544.11 | 734.61 | 48.97 | 0.00 | 765.39 |
| 600 MIDDLE SCHOOL | 1,500.00 | 544.11 | 734.61 | 48.97 | 0.00 | 765.39 |
| 21 2222 600 560 LIBRARY MEDIA | 15,000.00 | 432.19 | 3,019.84 | 52.40 | 4,839.54 | 7,140.62 |
| | 15,000.00 | 432.19 | 3,019.84 | 52.40 | 4,839.54 | 7,140.62 |
| | 15,000.00 | 432.19 | 3,019.84 | 52.40 | 4,839.54 | 7,140.62 |
| 600 MIDDLE SCHOOL | 15,000.00 | 432.19 | 3,019.84 | 52.40 | 4,839.54 | 7,140.62 |
| 700 HIGH SCHOOL | | | | | | |
| 21 2222 700 560 LIBRARY MEDIA | 20,000.00 | 0.00 | 9,030.92 | 52.10 | 1,389.61 | 9,579.47 |
| | 20,000.00 | 0.00 | 9,030.92 | 52.10 | 1,389.61 | 9,579.47 |
| | 20,000.00 | 0.00 | 9,030.92 | 52.10 | 1,389.61 | 9,579.47 |
| 700 HIGH SCHOOL | 20,000.00 | 0.00 | 9,030.92 | 52.10 | 1,389.61 | 9,579.47 |
| 2222 LIBRARY SERVICES | 78,000.00 | 2,717.19 | 26,865.81 | 56.66 | 17,327.75 | 33,806.44 |
| 2227 TECHNOLOGY IN SCHOOL | | | | | | |
| 000 DISTRICT WIDE | | | | | | |
| 21 2227 000 471 COMPUTER EQUIPMENT (NON-CAP) | 68,000.00 | 2,374.80 | 31,286.06 | 46.01 | 0.00 | 36,713.94 |
| 21 2227 000 472 COMPUTER SOFTWARE | 25,000.00 | 101.16 | 31,365.86 | 141.85 | 4,096.24 | (10,462.10) |
| 21 2227 000 541 COMPUTER EQUIPMENT | 0.00 | 0.00 | 4,707.00 | 0.00 | 0.00 | (4,707.00) |
| | 93,000.00 | 2,475.96 | 67,358.92 | 76.83 | 4,096.24 | 21,544.84 |
| | 93,000.00 | 2,475.96 | 67,358.92 | 76.83 | 4,096.24 | 21,544.84 |
| 000 DISTRICT WIDE | 93,000.00 | 2,475.96 | 67,358.92 | 76.83 | 4,096.24 | 21,544.84 |
| 800 OUR HOME PROGRAMS | | | | | | |
| 21 2227 800 471 COMPUTER EQUIPMENT (NON-CAP) | 9,000.00 | 0.00 | 0.00 | 0.00 | 0.00 | 9,000.00 |
| | 9,000.00 | 0.00 | 0.00 | 0.00 | 0.00 | 9,000.00 |
| | 9,000.00 | 0.00 | 0.00 | 0.00 | 0.00 | 9,000.00 |
| 800 OUR HOME PROGRAMS | 9,000.00 | 0.00 | 0.00 | 0.00 | 0.00 | 9,000.00 |
| 2227 TECHNOLOGY IN SCHOOL | 102,000.00 | 2,475.96 | 67,358.92 | 70.05 | 4,096.24 | 30,544.84 |
| 2311 BOARD OF EDUCATION | | | | | | |
| 000 DISTRICT WIDE | | | | | | |
| 21 2311 000 479 SUPPLIES (NON-CONSUM) | 0.00 | 0.00 | 2,443.41 | 0.00 | 0.00 | (2,443.41) |

Expenditure Report by Function
 12/2021

| Account Description | Current Budget | Expended During Month | Year to Date Expenditures | % of Budget Expended | Outstanding Encumbrances | Uncommitted Funds |
|--|----------------|-----------------------|---------------------------|----------------------|--------------------------|-------------------|
| 21 2311 000 549 OTHER EQUIPMENT | 20,000.00 | 5,288.00 | 12,727.35 | 63.64 | 0.00 | 7,272.65 |
| 000 DISTRICT WIDE | 20,000.00 | 5,288.00 | 15,170.76 | 75.85 | 0.00 | 4,829.24 |
| 2311 BOARD OF EDUCATION | 20,000.00 | 5,288.00 | 15,170.76 | 75.85 | 0.00 | 4,829.24 |
| 2321 OFFICE OF SUPERINTENDENT | | | | | | |
| 000 DISTRICT WIDE | | | | | | |
| 21 2321 000 479 SUPPLIES (NON-CONSUM) | 3,000.00 | 0.00 | 0.00 | 0.00 | 0.00 | 3,000.00 |
| 000 DISTRICT WIDE | 3,000.00 | 0.00 | 0.00 | 0.00 | 0.00 | 3,000.00 |
| 2321 OFFICE OF SUPERINTENDENT | 3,000.00 | 0.00 | 0.00 | 0.00 | 0.00 | 3,000.00 |
| 2490 OTHER SUPPORT SERVICES-SCH ADM | | | | | | |
| 000 DISTRICT WIDE | | | | | | |
| 21 2490 000 479 SUPPLIES (NON-CONSUM) | 7,000.00 | 0.00 | 0.00 | 0.00 | 0.00 | 7,000.00 |
| 000 DISTRICT WIDE | 7,000.00 | 0.00 | 0.00 | 0.00 | 0.00 | 7,000.00 |
| 350 ESL | | | | | | |
| 21 2490 350 479 SUPPLIES (NON-CONSUM) | 2,000.00 | 0.00 | 399.00 | 19.95 | 0.00 | 1,601.00 |
| 350 ESL | 2,000.00 | 0.00 | 399.00 | 19.95 | 0.00 | 1,601.00 |
| 2490 OTHER SUPPORT SERVICES-SCH ADM | 2,000.00 | 0.00 | 399.00 | 19.95 | 0.00 | 1,601.00 |
| 2529 FISCAL SERVICES | | | | | | |
| 000 DISTRICT WIDE | | | | | | |
| 21 2529 000 479 SUPPLIES (NON-CONSUM) | 2,000.00 | 0.00 | 399.00 | 19.95 | 0.00 | 1,601.00 |
| 000 DISTRICT WIDE | 9,000.00 | 0.00 | 399.00 | 4.43 | 0.00 | 8,601.00 |
| 2529 FISCAL SERVICES | 7,000.00 | 0.00 | 0.00 | 0.00 | 0.00 | 7,000.00 |
| 2535 CONSTRUCTION AND IMPROVEMENTS | | | | | | |
| 000 DISTRICT WIDE | 7,000.00 | 0.00 | 0.00 | 0.00 | 0.00 | 7,000.00 |
| 2529 FISCAL SERVICES | 7,000.00 | 0.00 | 0.00 | 0.00 | 0.00 | 7,000.00 |
| 000 DISTRICT WIDE | 7,000.00 | 0.00 | 0.00 | 0.00 | 0.00 | 7,000.00 |
| 2529 FISCAL SERVICES | 7,000.00 | 0.00 | 0.00 | 0.00 | 0.00 | 7,000.00 |

Expenditure Report by Function
 12/2021

Account Description
 Current Budget
 Expended During
 Month
 Year to Date
 Expenditures
 % of Budget
 Expended
 Outstanding
 Encumbrances

| Account Number | Account Description | Current Budget | Expended During Month | Year to Date Expenditures | % of Budget Expended | Outstanding Encumbrances | Uncommitted Funds |
|------------------------------------|--|----------------|-----------------------|---------------------------|----------------------|--------------------------|-------------------|
| 000 | DISTRICT WIDE | | | | | | |
| 21 2535 000 323 | REPAIRS & MTNCE | 0.00 | 0.00 | 292.71 | 0.00 | 0.00 | (292.71) |
| | | 0.00 | 0.00 | 292.71 | 0.00 | 0.00 | (292.71) |
| | | 0.00 | 0.00 | 292.71 | 0.00 | 0.00 | (292.71) |
| | | 0.00 | 0.00 | 292.71 | 0.00 | 0.00 | (292.71) |
| 000 | DISTRICT WIDE | | | | | | |
| 770 | CTE CENTER | | | | | | |
| 21 2535 770 319 | PROFESSIONAL SERVICES | 0.00 | 0.00 | 0.00 | 0.00 | 0.00 | 0.00 |
| 21 2535 770 323 | REPAIRS & MTNCE | 0.00 | 0.00 | 0.00 | 0.00 | 0.00 | 0.00 |
| 21 2535 770 520 | BUILDINGS | 2,000,000.00 | 0.00 | 0.00 | 0.00 | 0.00 | 2,000,000.00 |
| | | 2,000,000.00 | 0.00 | 0.00 | 0.00 | 0.00 | 2,000,000.00 |
| | | 2,000,000.00 | 0.00 | 0.00 | 0.00 | 0.00 | 2,000,000.00 |
| | | 2,000,000.00 | 0.00 | 0.00 | 0.00 | 0.00 | 2,000,000.00 |
| 770 | CTE CENTER | | | | | | |
| 924 | ESSER II FUNDS | | | | | | |
| 000 | DISTRICT | | | | | | |
| 013 | CTE CENTER | | | | | | |
| 21 2535 924 520 000 013 | BUILDINGS | 0.00 | (46,931.33) | 1,452,882.29 | 0.00 | 0.00 | (1,452,882.29) |
| 013 CTE CENTER | | 0.00 | (46,931.33) | 1,452,882.29 | 0.00 | 0.00 | (1,452,882.29) |
| 000 DISTRICT | | 0.00 | (46,931.33) | 1,452,882.29 | 0.00 | 0.00 | (1,452,882.29) |
| 924 ESSER II FUNDS | | 0.00 | (46,931.33) | 1,452,882.29 | 0.00 | 0.00 | (1,452,882.29) |
| 971 | WEG | | | | | | |
| 000 | DISTRICT | | | | | | |
| 013 | CTE CENTER | | | | | | |
| 21 2535 971 520 000 013 | BUILDINGS | 0.00 | 225,000.00 | 225,000.00 | 0.00 | 0.00 | (225,000.00) |
| 013 CTE CENTER | | 0.00 | 225,000.00 | 225,000.00 | 0.00 | 0.00 | (225,000.00) |
| 000 DISTRICT | | 0.00 | 225,000.00 | 225,000.00 | 0.00 | 0.00 | (225,000.00) |
| 971 WEG | | 0.00 | 225,000.00 | 225,000.00 | 0.00 | 0.00 | (225,000.00) |
| 2535 CONSTRUCTION AND IMPROVEMENTS | | 2,000,000.00 | 178,068.67 | 1,678,175.00 | 83.91 | 0.00 | 321,825.00 |
| 2541 | OPER & MAINTENANCE DIRECTOR | | | | | | |
| 000 | DISTRICT WIDE | | | | | | |
| 21 2541 000 479 | SUPPLIES (NON-CONSUM) | 2,000.00 | 0.00 | 0.00 | 0.00 | 0.00 | 2,000.00 |
| | | 2,000.00 | 0.00 | 0.00 | 0.00 | 0.00 | 2,000.00 |
| | | 2,000.00 | 0.00 | 0.00 | 0.00 | 0.00 | 2,000.00 |
| | | 2,000.00 | 0.00 | 0.00 | 0.00 | 0.00 | 2,000.00 |
| | | 2,000.00 | 0.00 | 0.00 | 0.00 | 0.00 | 2,000.00 |
| 000 | DISTRICT WIDE | | | | | | |
| 2541 | OPER & MAINTENANCE DIRECTOR | | | | | | |

Expenditure Report by Function
 12/2021

| Account Number | Account Description | Current Budget | Expended During Month | Year to Date Expenditures | % of Budget Expended | Outstanding Encumbrances | Uncommitted Funds |
|-------------------------------|---------------------------------|----------------|-----------------------|---------------------------|----------------------|--------------------------|-------------------|
| 2542 | CARE/UPKEEP OF BUILDINGS | | | | | | |
| 000 | DISTRICT WIDE | | | | | | |
| 21 2542 000 323 | REPAIRS & MTNCE | 1,750,000.00 | 78,837.14 | 111,121.12 | 6.35 | 0.00 | 1,638,878.88 |
| 21 2542 000 479 | SUPPLIES (NON-CONSUM) | 0.00 | 0.00 | 2,725.59 | 0.00 | 0.00 | (2,725.59) |
| 21 2542 000 549 | OTHER EQUIPMENT | 30,000.00 | 3,154.21 | 14,340.13 | 47.80 | 0.00 | 15,659.87 |
| | | 1,780,000.00 | 81,991.35 | 128,186.84 | 7.20 | 0.00 | 1,651,813.16 |
| | | 1,780,000.00 | 81,991.35 | 128,186.84 | 7.20 | 0.00 | 1,651,813.16 |
| | | 1,780,000.00 | 81,991.35 | 128,186.84 | 7.20 | 0.00 | 1,651,813.16 |
| 000 | DISTRICT WIDE | | | | | | |
| 600 | MIDDLE SCHOOL | | | | | | |
| 21 2542 600 319 | PROFESSIONAL SERVICES | 0.00 | 0.00 | 0.00 | 0.00 | 0.00 | 0.00 |
| 21 2542 600 323 | REPAIRS & MTNCE | 0.00 | 0.00 | 0.00 | 0.00 | 0.00 | 0.00 |
| | | 0.00 | 0.00 | 0.00 | 0.00 | 0.00 | 0.00 |
| | | 0.00 | 0.00 | 0.00 | 0.00 | 0.00 | 0.00 |
| | | 0.00 | 0.00 | 0.00 | 0.00 | 0.00 | 0.00 |
| 600 | MIDDLE SCHOOL | | | | | | |
| 924 | ESSER II FUNDS | | | | | | |
| 000 | DISTRICT | | | | | | |
| 009 | MIDDLE SCHOOL | | | | | | |
| 21 2542 924 520 000 009 | BUILDINGS | 0.00 | 53,613.70 | 649,543.40 | 0.00 | 0.00 | (649,543.40) |
| 009 MIDDLE SCHOOL | | 0.00 | 53,613.70 | 649,543.40 | 0.00 | 0.00 | (649,543.40) |
| 000 DISTRICT | | 0.00 | 53,613.70 | 649,543.40 | 0.00 | 0.00 | (649,543.40) |
| 924 ESSER II FUNDS | | 0.00 | 53,613.70 | 649,543.40 | 0.00 | 0.00 | (649,543.40) |
| 925 | ESSER III FUNDS | | | | | | |
| 800 | 80% SUSTAINING | | | | | | |
| 010 | HIGH SCHOOL | | | | | | |
| 21 2542 925 323 800 010 | REPAIRS & MTNCE | 0.00 | 32,993.43 | 32,993.43 | 0.00 | 0.00 | (32,993.43) |
| 010 HIGH SCHOOL | | 0.00 | 32,993.43 | 32,993.43 | 0.00 | 0.00 | (32,993.43) |
| 800 80% SUSTAINING | | 0.00 | 32,993.43 | 32,993.43 | 0.00 | 0.00 | (32,993.43) |
| 925 ESSER III FUNDS | | 0.00 | 32,993.43 | 32,993.43 | 0.00 | 0.00 | (32,993.43) |
| 2542 CARE/UPKEEP OF BUILDINGS | | 1,780,000.00 | 168,598.48 | 810,723.67 | 45.55 | 0.00 | 969,276.33 |
| 2543 | CARE/UPKEEP OF GROUNDS | | | | | | |
| 000 | DISTRICT WIDE | | | | | | |
| 21 2543 000 323 | REPAIRS & MTNCE | 360,000.00 | 0.00 | 62,922.21 | 17.48 | 0.00 | 297,077.79 |
| 21 2543 000 549 | OTHER EQUIPMENT | 40,000.00 | 0.00 | 3,800.00 | 9.50 | 0.00 | 36,200.00 |
| | | 400,000.00 | 0.00 | 66,722.21 | 16.68 | 0.00 | 333,277.79 |

Expenditure Report by Function
 12/2021

| Account Description | Current Budget | Expended During Month | Year to Date Expenditures | % of Budget Expended | Outstanding Encumbrances | Uncommitted Funds |
|---|----------------|-----------------------|---------------------------|----------------------|--------------------------|-------------------|
| 000 DISTRICT WIDE | 400,000.00 | 0.00 | 66,722.21 | 16.68 | 0.00 | 333,277.79 |
| 2543 CARE/UPKEEP OF GROUNDS | 400,000.00 | 0.00 | 66,722.21 | 16.68 | 0.00 | 333,277.79 |
| 2551 PUPIL TRANSPORTATION DIRECTOR | | | | | | |
| 000 DISTRICT WIDE | | | | | | |
| 21 2551 000 479 SUPPLIES (NON-CONSUM) | 2,000.00 | 0.00 | 0.00 | 0.00 | 0.00 | 2,000.00 |
| 000 DISTRICT WIDE | 2,000.00 | 0.00 | 0.00 | 0.00 | 0.00 | 2,000.00 |
| 2551 PUPIL TRANSPORTATION DIRECTOR | 2,000.00 | 0.00 | 0.00 | 0.00 | 0.00 | 2,000.00 |
| 2552 VEHICLE OPERATION SERVICES | | | | | | |
| 000 DISTRICT WIDE | | | | | | |
| 21 2552 000 472 COMPUTER SOFTWARE | 6,000.00 | 0.00 | 0.00 | 0.00 | 0.00 | 6,000.00 |
| 21 2552 000 550 VEHICLES (LICENSED) | 220,000.00 | (141,078.22) | 46,432.74 | 21.11 | 0.00 | 173,567.26 |
| 000 DISTRICT WIDE | 226,000.00 | (141,078.22) | 46,432.74 | 20.55 | 0.00 | 179,567.26 |
| 2552 VEHICLE OPERATION SERVICES | 226,000.00 | (141,078.22) | 46,432.74 | 20.55 | 0.00 | 179,567.26 |
| 000 DISTRICT WIDE | 226,000.00 | (141,078.22) | 46,432.74 | 20.55 | 0.00 | 179,567.26 |
| 925 ESSER III FUNDS | | | | | | |
| 800 80% SUSTAINING | | | | | | |
| 111 DISTRICT-WIDE | | | | | | |
| 21 2552 925 550 800 111 VEHICLES (LICENSED) | 0.00 | 141,078.22 | 141,078.22 | 0.00 | 0.00 | (141,078.22) |
| 111 DISTRICT-WIDE | 0.00 | 141,078.22 | 141,078.22 | 0.00 | 0.00 | (141,078.22) |
| 800 80% SUSTAINING | 0.00 | 141,078.22 | 141,078.22 | 0.00 | 0.00 | (141,078.22) |
| 925 ESSER III FUNDS | 0.00 | 141,078.22 | 141,078.22 | 0.00 | 0.00 | (141,078.22) |
| 2552 VEHICLE OPERATION SERVICES | 226,000.00 | 0.00 | 187,510.96 | 82.97 | 0.00 | 38,489.04 |
| 2569 FOOD SERVICES | | | | | | |
| 000 DISTRICT WIDE | | | | | | |
| 21 2569 000 479 SUPPLIES (NON-CONSUM) | 0.00 | 0.00 | 515.60 | 0.00 | 0.00 | (515.60) |
| 21 2569 000 549 OTHER EQUIPMENT | 25,000.00 | 0.00 | 0.00 | 0.00 | 0.00 | 25,000.00 |
| 000 DISTRICT WIDE | 25,000.00 | 0.00 | 515.60 | 2.06 | 0.00 | 24,484.40 |
| 2569 FOOD SERVICES | 25,000.00 | 0.00 | 515.60 | 2.06 | 0.00 | 24,484.40 |
| 000 DISTRICT WIDE | 25,000.00 | 0.00 | 515.60 | 2.06 | 0.00 | 24,484.40 |
| 2574 PRINTING-DUPLICATING SVC | 25,000.00 | 0.00 | 515.60 | 2.06 | 0.00 | 24,484.40 |

Expenditure Report by Function
 12/2021

| Account Description | Current Budget | Expended During Month | Year to Date Expenditures | % of Budget Expended | Outstanding Encumbrances | Uncommitted Funds |
|---|----------------|-----------------------|---------------------------|----------------------|--------------------------|-------------------|
| 000 DISTRICT WIDE | | | | | | |
| 21 2574 000 479 SUPPLIES (NON-CONSUM) | 25,000.00 | 0.00 | 0.00 | 0.00 | 0.00 | 25,000.00 |
| 21 2574 000 549 OTHER EQUIPMENT | 0.00 | 7,205.00 | 25,000.00 | 0.00 | 0.00 | (25,000.00) |
| | 25,000.00 | 7,205.00 | 25,000.00 | 100.00 | 0.00 | 0.00 |
| | 25,000.00 | 7,205.00 | 25,000.00 | 100.00 | 0.00 | 0.00 |
| 000 DISTRICT WIDE | 25,000.00 | 7,205.00 | 25,000.00 | 100.00 | 0.00 | 0.00 |
| 2574 PRINTING-DUPLICATING SVC | 25,000.00 | 7,205.00 | 25,000.00 | 100.00 | 0.00 | 0.00 |
| 5000 DEBT SERVICE | | | | | | |
| 000 DISTRICT WIDE | | | | | | |
| 21 5000 000 611 REDEMPTION OF PRINCIPAL | 1,220,000.00 | 0.00 | 830,940.00 | 68.11 | 0.00 | 389,060.00 |
| 21 5000 000 612 INTEREST | 333,000.00 | 0.00 | 260,962.51 | 78.37 | 0.00 | 72,037.49 |
| 21 5000 000 613 FISCAL AGENT FEES | 1,000.00 | 0.00 | 0.00 | 0.00 | 0.00 | 1,000.00 |
| | 1,554,000.00 | 0.00 | 1,091,902.51 | 70.26 | 0.00 | 462,097.49 |
| | 1,554,000.00 | 0.00 | 1,091,902.51 | 70.26 | 0.00 | 462,097.49 |
| 000 DISTRICT WIDE | 1,554,000.00 | 0.00 | 1,091,902.51 | 70.26 | 0.00 | 462,097.49 |
| 5000 DEBT SERVICE | 1,554,000.00 | 0.00 | 1,091,902.51 | 70.26 | 0.00 | 462,097.49 |
| 6910 COMBINED CO-CURR ACTIVITIES | | | | | | |
| 000 DISTRICT WIDE | | | | | | |
| 21 6910 000 479 SUPPLIES (NON-CONSUM) | 25,000.00 | 0.00 | 2,263.56 | 19.35 | 2,574.00 | 20,162.44 |
| | 25,000.00 | 0.00 | 2,263.56 | 19.35 | 2,574.00 | 20,162.44 |
| | 25,000.00 | 0.00 | 2,263.56 | 19.35 | 2,574.00 | 20,162.44 |
| | 25,000.00 | 0.00 | 2,263.56 | 19.35 | 2,574.00 | 20,162.44 |
| 000 DISTRICT WIDE | 25,000.00 | 0.00 | 2,263.56 | 19.35 | 2,574.00 | 20,162.44 |
| 6910 COMBINED CO-CURR ACTIVITIES | 25,000.00 | 0.00 | 2,263.56 | 19.35 | 2,574.00 | 20,162.44 |
| 6931 ELEMENTARY MUSIC | | | | | | |
| 000 DISTRICT WIDE | | | | | | |
| 21 6931 000 479 SUPPLIES (NON-CONSUM) | 25,000.00 | 0.00 | 0.00 | 0.00 | 0.00 | 25,000.00 |
| 21 6931 000 549 OTHER EQUIPMENT | 0.00 | 0.00 | 1,299.99 | 0.00 | 0.00 | (1,299.99) |
| | 25,000.00 | 0.00 | 1,299.99 | 5.20 | 0.00 | 23,700.01 |
| | 25,000.00 | 0.00 | 1,299.99 | 5.20 | 0.00 | 23,700.01 |
| 000 DISTRICT WIDE | 25,000.00 | 0.00 | 1,299.99 | 5.20 | 0.00 | 23,700.01 |
| 6931 ELEMENTARY MUSIC | 25,000.00 | 0.00 | 1,299.99 | 5.20 | 0.00 | 23,700.01 |
| 8110 TRANSFER OUT | | | | | | |
| | 25,000.00 | 0.00 | 1,299.99 | 5.20 | 0.00 | 23,700.01 |

Expenditure Report by Function
 12/2021

000 DISTRICT WIDE

| Account Description | Current Budget | Expended During Month | Year to Date Expenditures | % of Budget Expended | Outstanding Encumbrances | Uncommitted Funds |
|------------------------------|----------------|-----------------------|---------------------------|----------------------|--------------------------|-------------------|
| 21 8110 000 690 TRANSFER OUT | 300,000.00 | 0.00 | 0.00 | 0.00 | 0.00 | 300,000.00 |
| | 300,000.00 | 0.00 | 0.00 | 0.00 | 0.00 | 300,000.00 |
| | 300,000.00 | 0.00 | 0.00 | 0.00 | 0.00 | 300,000.00 |
| 000 DISTRICT WIDE | 300,000.00 | 0.00 | 0.00 | 0.00 | 0.00 | 300,000.00 |
| 8110 TRANSFER OUT | 300,000.00 | 0.00 | 0.00 | 0.00 | 0.00 | 300,000.00 |
| 21 CAPITAL OUTLAY FUND | 7,830,000.00 | 371,068.88 | 4,228,094.36 | 54.31 | 24,086.29 | 3,577,819.35 |

Expenditure Report by Function
 12/2021

| Account Number | Account Description | Current Budget | Expended During Month | Year to Date Expenditures | % of Budget Expended | Outstanding Encumbrances | Funds |
|-------------------------|--------------------------------------|-------------------|-----------------------|---------------------------|----------------------|--------------------------|-------------------|
| 22 | SPECIAL EDUCATION FUND | | | | | | |
| 1221 | MILD TO MODERATE DISABILITIES | | | | | | |
| 000 | DISTRICT WIDE | | | | | | |
| 22 1221 000 111 | CERTIFIED SALARIES | 0.00 | 327.58 | 23,658.90 | 0.00 | 0.00 | (23,658.90) |
| 22 1221 000 112 | PARAPROFESSIONAL SALARIES | 170,000.00 | 27,109.94 | 84,143.01 | 49.50 | 0.00 | 85,856.99 |
| 22 1221 000 125 | SUBSTITUTE SALARIES | 6,200.00 | 1,706.60 | 5,636.65 | 90.91 | 0.00 | 563.35 |
| 22 1221 000 210 | SOCIAL SECURITY | 13,500.00 | 2,043.69 | 7,571.98 | 56.09 | 0.00 | 5,928.02 |
| 22 1221 000 220 | RETIREMENT | 10,600.00 | 1,646.25 | 6,443.50 | 60.79 | 0.00 | 4,156.50 |
| 22 1221 000 230 | HEALTH INSURANCE | 58,000.00 | 6,607.67 | 21,461.71 | 37.00 | 0.00 | 36,538.29 |
| 22 1221 000 240 | WORKMENS COMPENSATION | 2,100.00 | 131.28 | 471.80 | 22.47 | 0.00 | 1,628.20 |
| 22 1221 000 319 | PROFESSIONAL SERVICES | 2,000.00 | 0.00 | 0.00 | 0.00 | 0.00 | 2,000.00 |
| 22 1221 000 334 | TRAVEL | 1,500.00 | 0.00 | 0.00 | 0.00 | 0.00 | 1,500.00 |
| 22 1221 000 340 | COMMUNICATION | 500.00 | 44.78 | 869.00 | 173.80 | 0.00 | (369.00) |
| 22 1221 000 411 | NON-TECHNOLOGY SUPPLIES | 4,000.00 | 88.20 | 3,634.69 | 90.87 | 0.00 | 365.31 |
| 22 1221 000 412 | TECHNOLOGY SUPPLIES | 1,000.00 | 0.00 | 55.00 | 5.50 | 0.00 | 945.00 |
| | | 269,400.00 | 39,705.99 | 153,946.24 | 57.14 | 0.00 | 115,453.76 |
| | | 269,400.00 | 39,705.99 | 153,946.24 | 57.14 | 0.00 | 115,453.76 |
| | | 269,400.00 | 39,705.99 | 153,946.24 | 57.14 | 0.00 | 115,453.76 |
| 000 | DISTRICT WIDE | | | | | | |
| 301 | STATE | | | | | | |
| 22 1221 301 111 | CERTIFIED SALARIES | 423,000.00 | 32,200.29 | 116,171.43 | 27.46 | 0.00 | 306,828.57 |
| 22 1221 301 112 | PARAPROFESSIONAL SALARIES | 75,000.00 | 6,150.22 | 19,649.22 | 26.20 | 0.00 | 55,350.78 |
| 22 1221 301 125 | SUBSTITUTE SALARIES | 6,200.00 | 885.48 | 3,918.54 | 63.20 | 0.00 | 2,281.46 |
| 22 1221 301 210 | SOCIAL SECURITY | 38,600.00 | 2,342.11 | 8,057.61 | 20.87 | 0.00 | 30,542.39 |
| 22 1221 301 220 | RETIREMENT | 30,300.00 | 2,301.06 | 8,142.14 | 26.87 | 0.00 | 22,157.86 |
| 22 1221 301 230 | HEALTH INSURANCE | 63,000.00 | 5,462.11 | 20,395.04 | 32.37 | 0.00 | 42,604.96 |
| 22 1221 301 240 | WORKERS' COMPENSATION | 2,100.00 | 126.31 | 443.07 | 21.10 | 0.00 | 1,656.93 |
| 22 1221 301 319 | PROFESSIONAL SERVICES | 2,000.00 | 0.00 | 83.90 | 4.20 | 0.00 | 1,916.10 |
| 22 1221 301 334 | TRAVEL | 1,500.00 | 0.00 | 640.00 | 42.67 | 0.00 | 860.00 |
| 22 1221 301 340 | COMMUNICATION | 500.00 | 0.00 | 0.00 | 0.00 | 0.00 | 500.00 |
| 22 1221 301 411 | NON-TECHNOLOGY SUPPLIES | 4,000.00 | 0.00 | 2,768.90 | 69.22 | 0.00 | 1,231.10 |
| 22 1221 301 412 | TECHNOLOGY SUPPLIES | 1,000.00 | 0.00 | 73.56 | 7.36 | 0.00 | 926.44 |
| | | 647,200.00 | 49,467.58 | 180,343.41 | 27.87 | 0.00 | 466,856.59 |
| | | 647,200.00 | 49,467.58 | 180,343.41 | 27.87 | 0.00 | 466,856.59 |
| | | 647,200.00 | 49,467.58 | 180,343.41 | 27.87 | 0.00 | 466,856.59 |
| 301 | STATE | | | | | | |
| 901 | IDEA PART B-PRIVATE | | | | | | |
| 000 | DISTRICT | | | | | | |
| 005 | HOLY TRINITY | | | | | | |
| 22 1221 901 111 000 005 | CERTIFIED SALARIES | 10,000.00 | 598.09 | 2,392.36 | 23.92 | 0.00 | 7,607.64 |

Expenditure Report by Function
12/2021

| Account Number | Account Description | Current Budget | Expended During Month | Year to Date Expenditures | % of Budget Expended | Outstanding Encumbrances | Uncommitted Funds |
|-------------------------------------|---------------------------|----------------|-----------------------|---------------------------|----------------------|--------------------------|-------------------|
| 22 1221 901 125 000 005 | SUBSTITUTE SALARIES | 100.00 | 22.50 | 22.50 | 22.50 | 0.00 | 77.50 |
| 22 1221 901 210 000 005 | SOCIAL SECURITY | 800.00 | 46.32 | 180.12 | 22.52 | 0.00 | 619.88 |
| 22 1221 901 220 000 005 | RETIREMENT | 700.00 | 35.89 | 143.56 | 20.51 | 0.00 | 556.44 |
| 22 1221 901 230 000 005 | HEALTH INSURANCE | 1,500.00 | 110.52 | 441.60 | 29.44 | 0.00 | 1,058.40 |
| 22 1221 901 240 000 005 | WORKERS' COMPENSATION | 100.00 | 2.00 | 7.79 | 7.79 | 0.00 | 92.21 |
| 22 1221 901 411 000 005 | NON-TECHNOLOGY SUPPLIES | 3,000.00 | 0.00 | 0.00 | 0.00 | 0.00 | 3,000.00 |
| 22 1221 901 412 000 005 | TECHNOLOGY SUPPLIES | 500.00 | 0.00 | 0.00 | 0.00 | 0.00 | 500.00 |
| 005 HOLY TRINITY | | 16,700.00 | 815.32 | 3,187.93 | 19.09 | 0.00 | 13,512.07 |
| 011 JAMES VALLEY | | | | | | | |
| 22 1221 901 111 000 011 | CERTIFIED SALARIES | 10,000.00 | 598.09 | 2,392.36 | 23.92 | 0.00 | 7,607.64 |
| 22 1221 901 125 000 011 | SUBSTITUTE SALARIES | 100.00 | 22.50 | 22.50 | 22.50 | 0.00 | 77.50 |
| 22 1221 901 210 000 011 | SOCIAL SECURITY | 800.00 | 46.32 | 180.18 | 22.52 | 0.00 | 619.82 |
| 22 1221 901 220 000 011 | RETIREMENT | 700.00 | 35.88 | 143.52 | 20.50 | 0.00 | 556.48 |
| 22 1221 901 230 000 011 | HEALTH INSURANCE | 1,500.00 | 110.51 | 441.53 | 29.44 | 0.00 | 1,058.47 |
| 22 1221 901 240 000 011 | WORKERS' COMPENSATION | 100.00 | 1.99 | 7.75 | 7.75 | 0.00 | 92.25 |
| 22 1221 901 411 000 011 | NON-TECHNOLOGY SUPPLIES | 3,000.00 | 0.00 | 0.00 | 0.00 | 0.00 | 3,000.00 |
| 22 1221 901 412 000 011 | TECHNOLOGY SUPPLIES | 500.00 | 0.00 | 0.00 | 0.00 | 0.00 | 500.00 |
| 011 JAMES VALLEY | | 16,700.00 | 815.29 | 3,187.84 | 19.09 | 0.00 | 13,512.16 |
| 000 DISTRICT | | 33,400.00 | 1,630.61 | 6,375.77 | 19.09 | 0.00 | 27,024.23 |
| 901 IDEA PART B-PRIVATE | | 33,400.00 | 1,630.61 | 6,375.77 | 19.09 | 0.00 | 27,024.23 |
| 902 IDEA BART B | | | | | | | |
| 22 1221 902 111 | CERTIFIED SALARIES | 260,000.00 | 20,703.84 | 83,772.36 | 32.22 | 0.00 | 176,227.64 |
| 22 1221 902 112 | PARAPROFESSIONAL SALARIES | 195,000.00 | 45,029.21 | 108,988.22 | 55.89 | 0.00 | 86,011.78 |
| 22 1221 902 125 | SUBSTITUTE SALARIES | 14,000.00 | 3,238.30 | 11,890.33 | 84.93 | 0.00 | 2,109.67 |
| 22 1221 902 210 | SOCIAL SECURITY | 35,900.00 | 5,056.00 | 14,992.50 | 41.76 | 0.00 | 20,907.50 |
| 22 1221 902 220 | RETIREMENT | 28,200.00 | 3,944.00 | 11,546.40 | 40.94 | 0.00 | 16,653.60 |
| 22 1221 902 230 | HEALTH INSURANCE | 90,000.00 | 11,865.36 | 35,364.03 | 39.29 | 0.00 | 54,635.97 |
| 22 1221 902 240 | WORKERS' COMPENSATION | 2,800.00 | 226.28 | 674.43 | 24.09 | 0.00 | 2,125.57 |
| | | 625,900.00 | 90,062.99 | 267,228.27 | 42.70 | 0.00 | 358,671.73 |
| 902 IDEA BART B | | 625,900.00 | 90,062.99 | 267,228.27 | 42.70 | 0.00 | 358,671.73 |
| 909 18-21 TRANSITION PROGRAM | | | | | | | |
| 22 1221 909 111 | CERTIFIED SALARIES | 50,000.00 | 0.00 | 0.00 | 0.00 | 0.00 | 50,000.00 |
| 22 1221 909 112 | PARAPROFESSIONAL SALARIES | 25,000.00 | 0.00 | 0.00 | 0.00 | 0.00 | 25,000.00 |
| 22 1221 909 125 | SUBSTITUTE SALARIES | 5,000.00 | 0.00 | 0.00 | 0.00 | 0.00 | 5,000.00 |
| 22 1221 909 210 | SOCIAL SECURITY | 6,200.00 | 0.00 | 0.00 | 0.00 | 0.00 | 6,200.00 |
| 22 1221 909 220 | RETIREMENT | 4,800.00 | 0.00 | (0.01) | 0.00 | 0.00 | 4,800.01 |
| 22 1221 909 230 | HEALTH INSURANCE | 16,000.00 | 0.00 | 8.66 | 0.05 | 0.00 | 15,991.34 |
| 22 1221 909 240 | WORKERS' COMPENSATION | 1,000.00 | 0.00 | 0.00 | 0.00 | 0.00 | 1,000.00 |

Expenditure Report by Function
12/2021

| Account Number | Account Description | Current Budget | Expended During Month | Year to Date Expenditures | % of Budget Expended | Outstanding Encumbrances | Uncommitted Funds |
|------------------------------------|---------------------------|----------------|-----------------------|---------------------------|----------------------|--------------------------|-------------------|
| 22 1221 909 325 | RENTALS | 7,200.00 | 0.00 | 0.00 | 0.00 | 0.00 | 7,200.00 |
| 22 1221 909 334 | TRAVEL | 11,000.00 | 0.00 | 0.00 | 0.00 | 0.00 | 11,000.00 |
| 22 1221 909 340 | COMMUNICATION | 3,000.00 | 0.00 | 0.00 | 0.00 | 0.00 | 3,000.00 |
| 22 1221 909 411 | NON-TECHNOLOGY SUPPLIES | 7,000.00 | 0.00 | 0.00 | 0.00 | 0.00 | 7,000.00 |
| 22 1221 909 412 | TECHNOLOGY SUPPLIES | 1,000.00 | 0.00 | 0.00 | 0.00 | 0.00 | 1,000.00 |
| | | 137,200.00 | 0.00 | 8.65 | 0.01 | 0.00 | 137,191.35 |
| | | 137,200.00 | 0.00 | 8.65 | 0.01 | 0.00 | 137,191.35 |
| 909 18-21 TRANSITION PROGRAM | | 137,200.00 | 0.00 | 8.65 | 0.01 | 0.00 | 137,191.35 |
| 1221 MILD TO MODERATE DISABILITIES | | 1,713,100.00 | 180,867.17 | 607,902.34 | 35.49 | 0.00 | 1,105,197.66 |
| 1222 SEVERE DISABILITIES | | | | | | | |
| 000 DISTRICT WIDE | | | | | | | |
| 22 1222 000 111 | CERTIFIED SALARIES | 158,000.00 | 13,733.75 | 49,410.59 | 31.27 | 0.00 | 108,589.41 |
| 22 1222 000 112 | PARAPROFESSIONAL SALARIES | 0.00 | 13.81 | 13.81 | 0.00 | 0.00 | (13.81) |
| 22 1222 000 125 | SUBSTITUTE SALARIES | 6,000.00 | 0.00 | 60.00 | 1.00 | 0.00 | 5,940.00 |
| 22 1222 000 210 | SOCIAL SECURITY | 12,600.00 | 981.75 | 3,506.22 | 27.83 | 0.00 | 9,093.78 |
| 22 1222 000 220 | RETIREMENT | 9,900.00 | 824.03 | 2,963.82 | 29.94 | 0.00 | 6,936.18 |
| 22 1222 000 230 | HEALTH INSURANCE | 36,000.00 | 1,891.95 | 7,507.15 | 20.85 | 0.00 | 28,492.85 |
| 22 1222 000 240 | WORKMENS COMPENSATION | 1,200.00 | 44.26 | 159.32 | 13.28 | 0.00 | 1,040.68 |
| 22 1222 000 319 | PROFESSIONAL SERVICES | 1,000.00 | 0.00 | 0.00 | 0.00 | 0.00 | 1,000.00 |
| 22 1222 000 334 | TRAVEL | 1,000.00 | 0.00 | 0.00 | 0.00 | 0.00 | 1,000.00 |
| 22 1222 000 411 | NON-TECHNOLOGY SUPPLIES | 1,900.00 | 1,125.00 | 3,088.36 | 162.55 | 0.00 | (1,188.36) |
| 22 1222 000 412 | TECHNOLOGY SUPPLIES | 500.00 | 0.00 | 0.00 | 0.00 | 0.00 | 500.00 |
| | | 228,100.00 | 18,614.55 | 66,709.27 | 29.25 | 0.00 | 161,390.73 |
| | | 228,100.00 | 18,614.55 | 66,709.27 | 29.25 | 0.00 | 161,390.73 |
| 000 DISTRICT WIDE | | 228,100.00 | 18,614.55 | 66,709.27 | 29.25 | 0.00 | 161,390.73 |
| 301 STATE | | | | | | | |
| 22 1222 301 111 | CERTIFIED SALARIES | 280,000.00 | 21,673.41 | 94,852.22 | 33.88 | 0.00 | 185,147.78 |
| 22 1222 301 112 | PARAPROFESSIONAL SALARIES | 810,000.00 | 83,123.74 | 272,893.13 | 33.69 | 0.00 | 537,106.87 |
| 22 1222 301 125 | SUBSTITUTE SALARIES | 34,000.00 | 4,024.73 | 9,720.17 | 28.59 | 0.00 | 24,279.83 |
| 22 1222 301 210 | SOCIAL SECURITY | 86,000.00 | 7,734.10 | 27,055.67 | 31.46 | 0.00 | 58,944.33 |
| 22 1222 301 220 | RETIREMENT | 67,500.00 | 6,287.84 | 22,049.37 | 32.67 | 0.00 | 45,450.63 |
| 22 1222 301 230 | HEALTH INSURANCE | 187,000.00 | 16,160.82 | 52,551.04 | 28.10 | 0.00 | 134,448.96 |
| 22 1222 301 240 | WORKERS' COMPENSATION | 3,000.00 | 374.36 | 1,317.27 | 43.91 | 0.00 | 1,682.73 |
| 22 1222 301 319 | PROFESSIONAL SERVICES | 3,000.00 | 0.00 | 0.00 | 0.00 | 0.00 | 3,000.00 |
| 22 1222 301 334 | TRAVEL | 19,000.00 | 0.00 | 1,280.00 | 6.74 | 0.00 | 17,720.00 |
| 22 1222 301 340 | COMMUNICATION | 1,000.00 | 44.78 | 869.00 | 86.90 | 0.00 | 131.00 |
| 22 1222 301 411 | NON-TECHNOLOGY SUPPLIES | 10,000.00 | 18.54 | 9,782.79 | 97.83 | 0.00 | 217.21 |
| 22 1222 301 412 | TECHNOLOGY SUPPLIES | 2,500.00 | 0.00 | 73.56 | 2.94 | 0.00 | 2,426.44 |
| | | 1,503,000.00 | 139,442.32 | 492,444.22 | 32.76 | 0.00 | 1,010,555.78 |

Expenditure Report by Function
 12/2021

| Account Description | Current Budget | Expended During Month | Year to Date Expenditures | % of Budget Expended | Outstanding Encumbrances | Uncommitted Funds |
|---------------------------|----------------|-----------------------|---------------------------|----------------------|--------------------------|-------------------|
| 301 STATE | 1,503,000.00 | 139,442.32 | 492,444.22 | 32.76 | 0.00 | 1,010,555.78 |
| 902 IDEA BART B | 1,503,000.00 | 139,442.32 | 492,444.22 | 32.76 | 0.00 | 1,010,555.78 |
| 22 1222 902 111 | 55,000.00 | 4,454.50 | 17,818.00 | 32.40 | 0.00 | 37,182.00 |
| 22 1222 902 125 | 1,000.00 | 240.00 | 240.00 | 24.00 | 0.00 | 760.00 |
| 22 1222 902 210 | 4,300.00 | 330.57 | 1,295.80 | 30.13 | 0.00 | 3,004.20 |
| 22 1222 902 220 | 3,400.00 | 267.27 | 1,069.08 | 31.44 | 0.00 | 2,330.92 |
| 22 1222 902 230 | 11,000.00 | 887.45 | 3,545.90 | 32.24 | 0.00 | 7,454.10 |
| 22 1222 902 240 | 500.00 | 15.12 | 58.14 | 11.63 | 0.00 | 441.86 |
| 22 1222 902 334 | 200.00 | 0.00 | 0.00 | 0.00 | 0.00 | 200.00 |
| 22 1222 902 340 | 200.00 | 0.00 | 0.00 | 0.00 | 0.00 | 200.00 |
| 22 1222 902 411 | 600.00 | 0.00 | 145.41 | 24.24 | 0.00 | 454.59 |
| 22 1222 902 412 | 300.00 | 0.00 | 36.78 | 12.26 | 0.00 | 263.22 |
| 902 IDEA BART B | 76,500.00 | 6,194.91 | 24,209.11 | 31.65 | 0.00 | 52,290.89 |
| 1222 SEVERE DISABILITIES | 76,500.00 | 6,194.91 | 24,209.11 | 31.65 | 0.00 | 52,290.89 |
| 1224 RESIDENTIAL PROGRAMS | 76,500.00 | 6,194.91 | 24,209.11 | 31.65 | 0.00 | 52,290.89 |
| 301 STATE | 1,807,600.00 | 164,251.78 | 583,362.60 | 32.27 | 0.00 | 1,224,237.40 |
| 22 1224 301 334 | 0.00 | 0.00 | 342.30 | 0.00 | 0.00 | (342.30) |
| 22 1224 301 373 | 102,600.00 | 0.00 | 8,576.40 | 8.36 | 0.00 | 94,023.60 |
| 22 1224 301 391 | 2,000.00 | 0.00 | 150.00 | 7.50 | 0.00 | 1,850.00 |
| 22 1224 800 111 | 54,000.00 | 4,042.17 | 16,168.68 | 29.94 | 0.00 | 37,831.32 |
| 22 1224 800 125 | 1,000.00 | 465.00 | 775.00 | 77.50 | 0.00 | 225.00 |
| 22 1224 800 210 | 4,300.00 | 335.63 | 1,259.58 | 29.29 | 0.00 | 3,040.42 |
| 22 1224 800 220 | 3,300.00 | 242.53 | 970.12 | 29.40 | 0.00 | 2,329.88 |
| 22 1224 800 230 | 11,000.00 | 706.95 | 2,823.90 | 25.67 | 0.00 | 8,176.10 |
| 22 1224 800 240 | 500.00 | 14.51 | 54.56 | 10.91 | 0.00 | 445.44 |
| 22 1224 800 340 | 800.00 | 44.78 | 469.00 | 58.63 | 0.00 | 331.00 |
| 22 1224 800 411 | 600.00 | 0.00 | 144.87 | 24.15 | 0.00 | 455.13 |
| 22 1224 800 412 | 300.00 | 0.00 | 0.00 | 0.00 | 0.00 | 300.00 |
| 800 OUR HOME PROGRAMS | 104,600.00 | 0.00 | 9,068.70 | 8.67 | 0.00 | 95,531.30 |
| 22 1224 800 111 | 54,000.00 | 4,042.17 | 16,168.68 | 29.94 | 0.00 | 37,831.32 |
| 22 1224 800 125 | 1,000.00 | 465.00 | 775.00 | 77.50 | 0.00 | 225.00 |
| 22 1224 800 210 | 4,300.00 | 335.63 | 1,259.58 | 29.29 | 0.00 | 3,040.42 |
| 22 1224 800 220 | 3,300.00 | 242.53 | 970.12 | 29.40 | 0.00 | 2,329.88 |
| 22 1224 800 230 | 11,000.00 | 706.95 | 2,823.90 | 25.67 | 0.00 | 8,176.10 |
| 22 1224 800 240 | 500.00 | 14.51 | 54.56 | 10.91 | 0.00 | 445.44 |
| 22 1224 800 340 | 800.00 | 44.78 | 469.00 | 58.63 | 0.00 | 331.00 |
| 22 1224 800 411 | 600.00 | 0.00 | 144.87 | 24.15 | 0.00 | 455.13 |
| 22 1224 800 412 | 300.00 | 0.00 | 0.00 | 0.00 | 0.00 | 300.00 |

Expenditure Report by Function
 12/2021

| Account Number | Account Description | Current Budget | Expended During Month | Year to Date Expenditures | % of Budget Expended | Outstanding Encumbrances | Uncommitted Funds |
|-----------------|--------------------------------------|----------------|-----------------------|---------------------------|----------------------|--------------------------|-------------------|
| 800 | OUR HOME PROGRAMS | 75,800.00 | 5,851.57 | 22,665.71 | 29.90 | 0.00 | 53,134.29 |
| 1224 | RESIDENTIAL PROGRAMS | 75,800.00 | 5,851.57 | 22,665.71 | 29.90 | 0.00 | 53,134.29 |
| 1226 | EARLY CHILDHOOD PROGRAMS | 75,800.00 | 5,851.57 | 22,665.71 | 29.90 | 0.00 | 53,134.29 |
| 000 | DISTRICT WIDE | 180,400.00 | 5,851.57 | 31,734.41 | 17.59 | 0.00 | 148,665.59 |
| 22 1226 000 111 | CERTIFIED SALARIES | 60,000.00 | 4,992.46 | 21,222.52 | 35.37 | 0.00 | 38,777.48 |
| 22 1226 000 112 | PARAPROFESSIONAL SALARIES | 17,000.00 | 2,054.81 | 6,749.57 | 39.70 | 0.00 | 10,250.43 |
| 22 1226 000 125 | SUBSTITUTE SALARIES | 2,000.00 | 187.64 | 497.64 | 24.88 | 0.00 | 1,502.36 |
| 22 1226 000 210 | SOCIAL SECURITY | 6,100.00 | 553.47 | 2,177.93 | 35.70 | 0.00 | 3,922.07 |
| 22 1226 000 220 | RETIREMENT | 4,800.00 | 422.83 | 1,678.32 | 34.97 | 0.00 | 3,121.68 |
| 22 1226 000 230 | HEALTH INSURANCE | 5,000.00 | 391.46 | 1,567.01 | 31.34 | 0.00 | 3,432.99 |
| 22 1226 000 240 | WORKMENS COMPENSATION | 500.00 | 23.30 | 91.65 | 18.33 | 0.00 | 408.35 |
| 22 1226 000 319 | PROFESSIONAL SERVICES | 200.00 | 0.00 | 21,175.54 | 10,587.77 | 0.00 | (20,975.54) |
| 22 1226 000 334 | TRAVEL | 200.00 | 0.00 | 0.00 | 0.00 | 0.00 | 200.00 |
| 22 1226 000 411 | NON-TECHNOLOGY SUPPLIES | 2,400.00 | 0.00 | 615.04 | 25.63 | 0.00 | 1,784.96 |
| 22 1226 000 412 | TECHNOLOGY SUPPLIES | 600.00 | 0.00 | 0.00 | 0.00 | 0.00 | 600.00 |
| 22 1226 000 541 | COMPUTER EQUIPMENT | 0.00 | 0.00 | 0.00 | 0.00 | 1,758.52 | (1,758.52) |
| 000 | DISTRICT WIDE | 98,800.00 | 8,625.97 | 55,775.22 | 58.23 | 1,758.52 | 41,266.26 |
| 903 | IDEA 619 | 98,800.00 | 8,625.97 | 55,775.22 | 58.23 | 1,758.52 | 41,266.26 |
| 22 1226 903 111 | CERTIFIED SALARIES | 8,400.00 | 809.68 | 3,739.79 | 44.52 | 0.00 | 4,660.21 |
| 22 1226 903 125 | SUBSTITUTE SALARIES | 0.00 | 0.00 | 124.00 | 0.00 | 0.00 | (124.00) |
| 22 1226 903 210 | SOCIAL SECURITY | 700.00 | 61.94 | 295.54 | 42.22 | 0.00 | 404.46 |
| 22 1226 903 220 | RETIREMENT | 600.00 | 48.58 | 224.38 | 37.40 | 0.00 | 375.62 |
| 22 1226 903 230 | HEALTH INSURANCE | 500.00 | 140.72 | 562.10 | 112.42 | 0.00 | (62.10) |
| 22 1226 903 240 | WORKERS' COMPENSATION | 100.00 | 2.61 | 12.45 | 12.45 | 0.00 | 87.55 |
| 22 1226 903 411 | NON-TECHNOLOGY SUPPLIES | 200.00 | 0.00 | 0.00 | 0.00 | 0.00 | 200.00 |
| 22 1226 903 412 | TECHNOLOGY SUPPLIES | 500.00 | 0.00 | 0.00 | 0.00 | 0.00 | 500.00 |
| 903 | IDEA 619 | 11,000.00 | 1,063.53 | 4,958.26 | 45.08 | 0.00 | 6,041.74 |
| 1226 | EARLY CHILDHOOD PROGRAMS | 11,000.00 | 1,063.53 | 4,958.26 | 45.08 | 0.00 | 6,041.74 |
| 1227 | PROLONGED ASSISTANCE PROGRAMS | 11,000.00 | 1,063.53 | 4,958.26 | 45.08 | 0.00 | 6,041.74 |
| 000 | DISTRICT WIDE | 109,800.00 | 9,689.50 | 60,733.48 | 56.91 | 1,758.52 | 47,308.00 |

Expenditure Report by Function

12/2021

| Account Number | Account Description | Current Budget | Expended During Month | Year to Date Expenditures | % of Budget Expended | Outstanding Encumbrances | Uncommitted Funds |
|-----------------|-------------------------------|----------------|-----------------------|---------------------------|----------------------|--------------------------|-------------------|
| 22 1227 000 111 | CERTIFIED SALARIES | 27,000.00 | 2,203.95 | 9,567.40 | 35.43 | 0.00 | 17,432.60 |
| 22 1227 000 112 | PARAPROFESSIONAL SALARIES | 7,200.00 | 880.63 | 2,892.67 | 40.18 | 0.00 | 4,307.33 |
| 22 1227 000 125 | SUBSTITUTE SALARIES | 500.00 | 80.42 | 266.42 | 53.28 | 0.00 | 233.58 |
| 22 1227 000 210 | SOCIAL SECURITY | 2,700.00 | 242.12 | 973.61 | 36.06 | 0.00 | 1,726.39 |
| 22 1227 000 220 | RETIREMENT | 2,100.00 | 185.08 | 747.62 | 35.60 | 0.00 | 1,352.38 |
| 22 1227 000 230 | HEALTH INSURANCE | 3,000.00 | 224.60 | 898.87 | 29.96 | 0.00 | 2,101.13 |
| 22 1227 000 240 | WORKMENS COMPENSATION | 200.00 | 10.19 | 41.00 | 20.50 | 0.00 | 159.00 |
| 22 1227 000 319 | PROFESSIONAL SERVICES | 200.00 | 0.00 | 0.00 | 0.00 | 0.00 | 200.00 |
| 22 1227 000 334 | TRAVEL | 1,000.00 | 0.00 | 0.00 | 0.00 | 0.00 | 1,000.00 |
| 22 1227 000 411 | NON-TECHNOLOGY SUPPLIES | 100.00 | 0.00 | 0.00 | 0.00 | 0.00 | 100.00 |
| 22 1227 000 412 | TECHNOLOGY SUPPLIES | 100.00 | 0.00 | 0.00 | 0.00 | 0.00 | 100.00 |
| 000 | DISTRICT WIDE | 44,100.00 | 3,826.99 | 15,387.59 | 34.89 | 0.00 | 28,712.41 |
| 1227 | PROLONGED ASSISTANCE PROGRAMS | 44,100.00 | 3,826.99 | 15,387.59 | 34.89 | 0.00 | 28,712.41 |
| 2113 | SOCIAL WORK SERVICES | 44,100.00 | 3,826.99 | 15,387.59 | 34.89 | 0.00 | 28,712.41 |
| 000 | DISTRICT WIDE | 44,100.00 | 3,826.99 | 15,387.59 | 34.89 | 0.00 | 28,712.41 |
| 22 2113 000 111 | CERTIFIED SALARIES | 16,000.00 | 1,277.89 | 5,230.36 | 32.69 | 0.00 | 10,769.64 |
| 22 2113 000 210 | SOCIAL SECURITY | 1,300.00 | 90.14 | 369.62 | 28.43 | 0.00 | 930.38 |
| 22 2113 000 220 | RETIREMENT | 1,000.00 | 76.68 | 313.80 | 31.38 | 0.00 | 686.20 |
| 22 2113 000 230 | HEALTH INSURANCE | 4,000.00 | 292.81 | 1,169.95 | 29.25 | 0.00 | 2,830.05 |
| 22 2113 000 240 | WORKMENS COMPENSATION | 200.00 | 3.58 | 16.30 | 8.15 | 0.00 | 183.70 |
| 22 2113 000 334 | TRAVEL | 200.00 | 0.00 | 0.00 | 0.00 | 0.00 | 200.00 |
| 22 2113 000 340 | COMMUNICATION | 400.00 | 0.00 | 0.00 | 0.00 | 0.00 | 400.00 |
| 22 2113 000 411 | NON-TECHNOLOGY SUPPLIES | 1,600.00 | 0.00 | 0.00 | 0.00 | 0.00 | 1,600.00 |
| 22 2113 000 412 | TECHNOLOGY SUPPLIES | 400.00 | 0.00 | 0.00 | 0.00 | 0.00 | 400.00 |
| 000 | DISTRICT WIDE | 25,100.00 | 1,741.10 | 7,100.03 | 28.29 | 0.00 | 17,999.97 |
| 2113 | SOCIAL WORK SERVICES | 25,100.00 | 1,741.10 | 7,100.03 | 28.29 | 0.00 | 17,999.97 |
| 2134 | NURSE SERVICES | 25,100.00 | 1,741.10 | 7,100.03 | 28.29 | 0.00 | 17,999.97 |
| 301 | STATE | 25,100.00 | 1,741.10 | 7,100.03 | 28.29 | 0.00 | 17,999.97 |
| 22 2134 301 111 | CERTIFIED SALARIES | 78,000.00 | 6,750.40 | 27,101.60 | 34.75 | 0.00 | 50,898.40 |
| 22 2134 301 125 | SUBSTITUTE SALARIES | 0.00 | 1,140.00 | 4,035.00 | 0.00 | 0.00 | (4,035.00) |
| 22 2134 301 210 | SOCIAL SECURITY | 6,000.00 | 516.35 | 2,024.77 | 33.75 | 0.00 | 3,975.23 |
| 22 2134 301 220 | RETIREMENT | 4,700.00 | 370.36 | 1,487.45 | 31.65 | 0.00 | 3,212.55 |
| 22 2134 301 230 | HEALTH INSURANCE | 18,000.00 | 1,495.19 | 5,974.52 | 33.19 | 0.00 | 12,025.48 |
| 22 2134 301 240 | WORKERS' COMPENSATION | 500.00 | 25.41 | 100.25 | 20.05 | 0.00 | 399.75 |

| Account Number | Account Description | Current Budget | Expended During Month | Year to Date Expenditures | % of Budget Expended | Outstanding Encumbrances | Uncommitted Funds |
|-------------------------------------|---------------------------|----------------|-----------------------|---------------------------|----------------------|--------------------------|-------------------|
| 22 2134 301 334 | TRAVEL | 1,000.00 | 0.00 | 0.00 | 0.00 | 0.00 | 1,000.00 |
| 22 2134 301 340 | COMMUNICATION | 600.00 | 22.39 | 134.50 | 22.42 | 0.00 | 465.50 |
| 22 2134 301 411 | NON-TECHNOLOGY SUPPLIES | 1,200.00 | 1,373.83 | 1,373.83 | 114.49 | 0.00 | (173.83) |
| 22 2134 301 412 | TECHNOLOGY SUPPLIES | 400.00 | 0.00 | 0.00 | 0.00 | 0.00 | 400.00 |
| | | 110,400.00 | 11,693.93 | 42,231.92 | 38.25 | 0.00 | 68,168.08 |
| 301 STATE | | 110,400.00 | 11,693.93 | 42,231.92 | 38.25 | 0.00 | 68,168.08 |
| 2134 NURSE SERVICES | | 110,400.00 | 11,693.93 | 42,231.92 | 38.25 | 0.00 | 68,168.08 |
| 2142 PSYCHOLOGICAL TESTING SERVICES | | 110,400.00 | 11,693.93 | 42,231.92 | 38.25 | 0.00 | 68,168.08 |
| 000 DISTRICT WIDE | | 110,400.00 | 11,693.93 | 42,231.92 | 38.25 | 0.00 | 68,168.08 |
| 22 2142 000 111 | CERTIFIED SALARIES | 116,000.00 | 11,985.50 | 44,852.00 | 38.67 | 0.00 | 71,148.00 |
| 22 2142 000 210 | SOCIAL SECURITY | 8,900.00 | 911.33 | 3,408.95 | 38.30 | 0.00 | 5,491.05 |
| 22 2142 000 220 | RETIREMENT | 7,000.00 | 719.13 | 2,691.12 | 38.44 | 0.00 | 4,308.88 |
| 22 2142 000 230 | HEALTH INSURANCE | 28,000.00 | 1,587.80 | 6,851.20 | 24.47 | 0.00 | 21,148.80 |
| 22 2142 000 240 | WORKERS' COMPENSATION | 500.00 | 38.59 | 144.40 | 28.88 | 0.00 | 355.60 |
| 22 2142 000 319 | PROFESSIONAL SERVICES | 1,000.00 | 0.00 | 0.00 | 0.00 | 0.00 | 1,000.00 |
| 22 2142 000 334 | TRAVEL | 500.00 | 0.00 | 335.88 | 67.18 | 0.00 | 164.12 |
| 22 2142 000 411 | NON-TECHNOLOGY SUPPLIES | 6,400.00 | 0.00 | 1,424.44 | 22.26 | 0.00 | 4,975.56 |
| 22 2142 000 412 | TECHNOLOGY SUPPLIES | 1,600.00 | 0.00 | 343.12 | 21.45 | 0.00 | 1,256.88 |
| | | 169,900.00 | 15,242.35 | 60,051.11 | 35.34 | 0.00 | 109,848.89 |
| 000 DISTRICT WIDE | | 169,900.00 | 15,242.35 | 60,051.11 | 35.34 | 0.00 | 109,848.89 |
| 2142 PSYCHOLOGICAL TESTING SERVICES | | 169,900.00 | 15,242.35 | 60,051.11 | 35.34 | 0.00 | 109,848.89 |
| 2159 OTHER SPEECH PATHOLOGY & AUDIO | | 169,900.00 | 15,242.35 | 60,051.11 | 35.34 | 0.00 | 109,848.89 |
| 000 DISTRICT WIDE | | 169,900.00 | 15,242.35 | 60,051.11 | 35.34 | 0.00 | 109,848.89 |
| 22 2159 000 111 | CERTIFIED SALARIES | 245,000.00 | 11,992.58 | 47,970.32 | 19.58 | 0.00 | 197,029.68 |
| 22 2159 000 112 | PARAPROFESSIONAL SALARIES | 160,000.00 | 24,662.83 | 78,310.17 | 48.94 | 0.00 | 81,689.83 |
| 22 2159 000 125 | SUBSTITUTE SALARIES | 3,000.00 | 0.00 | 0.00 | 0.00 | 0.00 | 3,000.00 |
| 22 2159 000 210 | SOCIAL SECURITY | 31,300.00 | 2,591.98 | 8,930.42 | 28.53 | 0.00 | 22,369.58 |
| 22 2159 000 220 | RETIREMENT | 24,500.00 | 2,199.32 | 7,576.81 | 30.93 | 0.00 | 16,923.19 |
| 22 2159 000 230 | GROUP HEALTH/LIFE INS. | 52,000.00 | 4,166.57 | 14,643.08 | 28.16 | 0.00 | 37,356.92 |
| 22 2159 000 240 | WORKERS COMPENSATION | 2,000.00 | 118.02 | 406.60 | 20.33 | 0.00 | 1,593.40 |
| 22 2159 000 319 | PROFESSIONAL SERVICES | 130,000.00 | 11,962.80 | 63,229.18 | 48.64 | 0.00 | 66,770.82 |
| 22 2159 000 323 | REPAIRS & MNTNCE | 800.00 | 0.00 | 790.00 | 98.75 | 0.00 | 10.00 |
| 22 2159 000 334 | TRAVEL | 1,500.00 | 0.00 | 0.00 | 0.00 | 0.00 | 1,500.00 |
| 22 2159 000 340 | COMMUNICATIONS | 0.00 | 0.00 | 240.00 | 0.00 | 0.00 | (240.00) |
| 22 2159 000 411 | NON-TECHNOLOGY SUPPLIES | 4,800.00 | 0.00 | 3,039.68 | 63.33 | 0.00 | 1,760.32 |
| 22 2159 000 412 | TECHNOLOGY SUPPLIES | 1,200.00 | 0.00 | 617.25 | 51.44 | 0.00 | 582.75 |

Expenditure Report by Function
 12/2021

| Account Description | Current Budget | Expended During Month | Year to Date Expenditures | % of Budget Expended | Outstanding Encumbrances | Uncommitted Funds |
|-------------------------------------|----------------|-----------------------|---------------------------|----------------------|--------------------------|-------------------|
| 000 DISTRICT WIDE | 656,100.00 | 57,694.10 | 225,753.51 | 34.41 | 0.00 | 430,346.49 |
| 902 IDEA BART B | 656,100.00 | 57,694.10 | 225,753.51 | 34.41 | 0.00 | 430,346.49 |
| 000 DISTRICT | 656,100.00 | 57,694.10 | 225,753.51 | 34.41 | 0.00 | 430,346.49 |
| 005 HOLY TRINITY | 10,000.00 | 0.00 | 0.00 | 0.00 | 0.00 | 10,000.00 |
| 22 2159 902 111 000 005 | 100.00 | 0.00 | 0.00 | 0.00 | 0.00 | 100.00 |
| 22 2159 902 125 000 005 | 800.00 | 0.00 | 0.00 | 0.00 | 0.00 | 800.00 |
| 22 2159 902 210 000 005 | 700.00 | 0.00 | 0.00 | 0.00 | 0.00 | 700.00 |
| 22 2159 902 220 000 005 | 100.00 | 0.00 | 0.00 | 0.00 | 0.00 | 100.00 |
| 22 2159 902 230 000 005 | 200.00 | 0.00 | 0.00 | 0.00 | 0.00 | 200.00 |
| 22 2159 902 411 000 005 | 500.00 | 0.00 | 0.00 | 0.00 | 0.00 | 500.00 |
| 005 HOLY TRINITY | 12,400.00 | 0.00 | 0.00 | 0.00 | 0.00 | 12,400.00 |
| 011 JAMES VALLEY | 10,000.00 | 0.00 | 0.00 | 0.00 | 0.00 | 10,000.00 |
| 22 2159 902 111 000 011 | 100.00 | 0.00 | 0.00 | 0.00 | 0.00 | 100.00 |
| 22 2159 902 125 000 011 | 800.00 | 0.00 | 0.00 | 0.00 | 0.00 | 800.00 |
| 22 2159 902 210 000 011 | 700.00 | 0.00 | 0.00 | 0.00 | 0.00 | 700.00 |
| 22 2159 902 220 000 011 | 100.00 | 0.00 | 0.00 | 0.00 | 0.00 | 100.00 |
| 22 2159 902 230 000 011 | 200.00 | 0.00 | 0.00 | 0.00 | 0.00 | 200.00 |
| 22 2159 902 411 000 011 | 500.00 | 0.00 | 0.00 | 0.00 | 0.00 | 500.00 |
| 011 JAMES VALLEY | 12,400.00 | 0.00 | 0.00 | 0.00 | 0.00 | 12,400.00 |
| 000 DISTRICT | 24,800.00 | 0.00 | 0.00 | 0.00 | 0.00 | 24,800.00 |
| 902 IDEA BART B | 24,800.00 | 0.00 | 0.00 | 0.00 | 0.00 | 24,800.00 |
| 2159 OTHER SPEECH PATHOLOGY & AUDIO | 680,900.00 | 57,694.10 | 225,753.51 | 33.16 | 0.00 | 455,146.49 |
| 2171 PHYSICAL THERAPY | 68,000.00 | 8,560.00 | 49,151.30 | 72.28 | 0.00 | 18,848.70 |
| 000 DISTRICT WIDE | 200.00 | 0.00 | 0.00 | 0.00 | 0.00 | 200.00 |
| 22 2171 000 319 | 500.00 | 0.00 | 488.58 | 97.72 | 0.00 | 11.42 |
| 22 2171 000 334 | 68,700.00 | 8,560.00 | 49,639.88 | 72.26 | 0.00 | 19,060.12 |
| 22 2171 000 411 | 68,700.00 | 8,560.00 | 49,639.88 | 72.26 | 0.00 | 19,060.12 |
| 000 DISTRICT WIDE | 68,700.00 | 8,560.00 | 49,639.88 | 72.26 | 0.00 | 19,060.12 |
| 2171 PHYSICAL THERAPY | 68,700.00 | 8,560.00 | 49,639.88 | 72.26 | 0.00 | 19,060.12 |
| 2172 OCCUPATIONAL THERAPY | 68,700.00 | 8,560.00 | 49,639.88 | 72.26 | 0.00 | 19,060.12 |
| 000 DISTRICT WIDE | 68,700.00 | 8,560.00 | 49,639.88 | 72.26 | 0.00 | 19,060.12 |

Expenditure Report by Function

12/2021

| Account Number | Account Description | Current Budget | Expended During Month | Year to Date Expenditures | % of Budget Expended | Outstanding Encumbrances | Uncommitted Funds |
|-----------------|-------------------------------|----------------|-----------------------|---------------------------|----------------------|--------------------------|-------------------|
| 22 2172 000 111 | CERTIFIED SALARIES | 66,000.00 | 5,097.00 | 20,388.00 | 30.89 | 0.00 | 45,612.00 |
| 22 2172 000 112 | PARAPROFESSIONAL SALARIES | 32,000.00 | 4,584.39 | 14,973.14 | 46.79 | 0.00 | 17,026.86 |
| 22 2172 000 210 | SOCIAL SECURITY | 5,100.00 | 724.81 | 2,635.42 | 51.67 | 0.00 | 2,464.58 |
| 22 2172 000 220 | RETIREMENT | 4,000.00 | 580.88 | 2,121.66 | 53.04 | 0.00 | 1,878.34 |
| 22 2172 000 230 | HEALTH INSURANCE | 8,400.00 | 706.53 | 2,872.60 | 34.20 | 0.00 | 5,527.40 |
| 22 2172 000 240 | WORKMENS COMPENSATION | 500.00 | 31.17 | 113.84 | 22.77 | 0.00 | 386.16 |
| 22 2172 000 319 | PROFESSIONAL SERVICES | 0.00 | 0.00 | 3,077.84 | 0.00 | 0.00 | (3,077.84) |
| 22 2172 000 334 | TRAVEL | 500.00 | 0.00 | 0.00 | 0.00 | 0.00 | 500.00 |
| 22 2172 000 411 | NON-TECHNOLOGY SUPPLIES | 1,600.00 | 0.00 | 466.91 | 29.18 | 0.00 | 1,133.09 |
| 22 2172 000 412 | TECHNOLOGY SUPPLIES | 400.00 | 0.00 | 0.00 | 0.00 | 0.00 | 400.00 |
| 000 | DISTRICT WIDE | 118,500.00 | 11,724.78 | 46,649.41 | 39.37 | 0.00 | 71,850.59 |
| 2172 | OCCUPATIONAL THERAPY | 118,500.00 | 11,724.78 | 46,649.41 | 39.37 | 0.00 | 71,850.59 |
| 2213 | INST STAFF TRAINING (IN-SERV) | 118,500.00 | 11,724.78 | 46,649.41 | 39.37 | 0.00 | 71,850.59 |
| 000 | DISTRICT WIDE | 118,500.00 | 11,724.78 | 46,649.41 | 39.37 | 0.00 | 71,850.59 |
| 22 2213 000 111 | CERTIFIED SALARIES | 2,000.00 | 630.00 | 630.00 | 31.50 | 0.00 | 1,370.00 |
| 22 2213 000 210 | SOCIAL SECURITY | 100.00 | 48.17 | 48.17 | 48.17 | 0.00 | 51.83 |
| 22 2213 000 220 | RETIREMENT | 100.00 | 37.81 | 37.81 | 37.81 | 0.00 | 62.19 |
| 22 2213 000 240 | WORKMENS COMPENSATION | 100.00 | 2.02 | 2.02 | 2.02 | 0.00 | 97.98 |
| 22 2213 000 319 | PROFESSIONAL SERVICES | 4,700.00 | 42.41 | 1,416.21 | 30.13 | 0.00 | 3,283.79 |
| 22 2213 000 334 | TRAVEL | 2,000.00 | 0.00 | 0.00 | 0.00 | 0.00 | 2,000.00 |
| 22 2213 000 411 | NON-TECHNOLOGY SUPPLIES | 1,200.00 | 0.00 | 53.99 | 4.50 | 0.00 | 1,146.01 |
| 22 2213 000 412 | TECHNOLOGY SUPPLIES | 300.00 | 0.00 | 90.00 | 30.00 | 0.00 | 210.00 |
| 22 2213 000 420 | TEXTBOOKS | 500.00 | 0.00 | 300.00 | 60.00 | 0.00 | 200.00 |
| 000 | DISTRICT WIDE | 11,000.00 | 760.41 | 2,578.20 | 23.44 | 0.00 | 8,421.80 |
| 2213 | INST STAFF TRAINING (IN-SERV) | 11,000.00 | 760.41 | 2,578.20 | 23.44 | 0.00 | 8,421.80 |
| 2710 | SPED OFFICE OF PRINCIPALS | 11,000.00 | 760.41 | 2,578.20 | 23.44 | 0.00 | 8,421.80 |
| 000 | DISTRICT WIDE | 11,000.00 | 760.41 | 2,578.20 | 23.44 | 0.00 | 8,421.80 |
| 22 2710 000 113 | ADMINISTRATIVE SALARIES | 88,000.00 | 7,670.00 | 45,170.00 | 51.33 | 0.00 | 42,830.00 |
| 22 2710 000 114 | CLASSIFIED SALARIES | 41,000.00 | 3,561.51 | 20,869.06 | 50.90 | 0.00 | 20,130.94 |
| 22 2710 000 210 | SOCIAL SECURITY | 9,900.00 | 836.09 | 4,913.74 | 49.63 | 0.00 | 4,986.26 |
| 22 2710 000 220 | RETIREMENT | 7,800.00 | 673.89 | 3,962.34 | 50.80 | 0.00 | 3,837.66 |
| 22 2710 000 230 | HEALTH INSURANCE | 22,000.00 | 1,442.48 | 8,648.38 | 39.31 | 0.00 | 13,351.62 |
| 22 2710 000 240 | WORKERS' COMPENSATION | 1,000.00 | 36.17 | 212.67 | 21.27 | 0.00 | 787.33 |

Expenditure Report by Function
 12/2021

| Account Description | Current Budget | Expended During Month | Year to Date Expenditures | % of Budget Expended | Outstanding Encumbrances | Uncommitted Funds |
|---|----------------|-----------------------|---------------------------|----------------------|--------------------------|-------------------|
| PROFESSIONAL SERVICES | 500.00 | 0.00 | 410.00 | 82.00 | 0.00 | 90.00 |
| REPAIRS & MTNCE | 1,500.00 | 0.00 | 2,006.12 | 133.74 | 0.00 | (506.12) |
| TRAVEL | 1,000.00 | 0.00 | 0.00 | 0.00 | 0.00 | 1,000.00 |
| COMMUNICATION | 2,000.00 | 44.78 | 1,088.27 | 54.41 | 0.00 | 911.73 |
| NON-TECHNOLOGY SUPPLIES | 4,600.00 | 1,026.38 | 3,960.25 | 86.09 | 0.00 | 639.75 |
| TECHNOLOGY SUPPLIES | 1,000.00 | 0.00 | 1,107.94 | 110.79 | 0.00 | (107.94) |
| DUES AND FEES | 1,000.00 | 125.00 | 643.00 | 64.30 | 0.00 | 357.00 |
| | 181,300.00 | 15,416.30 | 92,991.77 | 51.29 | 0.00 | 88,308.23 |
| | 181,300.00 | 15,416.30 | 92,991.77 | 51.29 | 0.00 | 88,308.23 |
| | 181,300.00 | 15,416.30 | 92,991.77 | 51.29 | 0.00 | 88,308.23 |
| | 181,300.00 | 15,416.30 | 92,991.77 | 51.29 | 0.00 | 88,308.23 |
| 000 DISTRICT WIDE | | | | | | |
| 2710 SPED OFFICE OF PRINCIPALS | | | | | | |
| 2730 SPED VEHICLE OPERATION SERVICES | | | | | | |
| 000 DISTRICT WIDE | | | | | | |
| 22 2730 000 114 CLASSIFIED SALARIES | 94,000.00 | 7,792.50 | 32,480.00 | 34.55 | 0.00 | 61,520.00 |
| 22 2730 000 125 SUBSTITUTE SALARIES | 0.00 | 1,027.50 | 3,852.42 | 0.00 | 0.00 | (3,852.42) |
| 22 2730 000 210 SOCIAL SECURITY | 7,200.00 | 699.25 | 2,776.43 | 38.56 | 0.00 | 4,423.57 |
| 22 2730 000 220 RETIREMENT | 5,700.00 | 476.55 | 1,878.45 | 32.96 | 0.00 | 3,821.55 |
| 22 2730 000 230 HEALTH INSURANCE | 200.00 | (959.91) | 165.92 | 82.96 | 0.00 | 34.08 |
| 22 2730 000 240 WORKERS' COMPENSATION | 3,000.00 | 142.64 | 551.34 | 18.38 | 0.00 | 2,448.66 |
| 22 2730 000 332 MILEAGE PAID TO PARENTS | 2,100.00 | 0.00 | 0.00 | 0.00 | 0.00 | 2,100.00 |
| | 112,200.00 | 9,178.53 | 41,704.56 | 37.17 | 0.00 | 70,495.44 |
| | 112,200.00 | 9,178.53 | 41,704.56 | 37.17 | 0.00 | 70,495.44 |
| | 112,200.00 | 9,178.53 | 41,704.56 | 37.17 | 0.00 | 70,495.44 |
| | 112,200.00 | 9,178.53 | 41,704.56 | 37.17 | 0.00 | 70,495.44 |
| 000 DISTRICT WIDE | | | | | | |
| 2730 SPED VEHICLE OPERATION SERVICES | | | | | | |
| 22 SPECIAL EDUCATION FUND | 5,333,000.00 | 496,498.51 | 1,867,820.81 | 35.06 | 1,758.52 | 3,463,420.67 |

| Account Description | Current Budget | Expended During Month | Year to Date Expenditures | % of Budget Expended | Outstanding Encumbrances | Uncommitted Funds |
|--|----------------|-----------------------|---------------------------|----------------------|--------------------------|-------------------|
| 25 BUILDING FUND | | | | | | |
| 2539 ACQUISITION OF OTHER BLDGS | | | | | | |
| 000 DISTRICT WIDE | | | | | | |
| 25 2539 000 323 REPAIRS & MTNCE | 5,000.00 | 0.00 | 3,151.87 | 63.04 | 0.00 | 1,848.13 |
| | 5,000.00 | 0.00 | 3,151.87 | 63.04 | 0.00 | 1,848.13 |
| 000 DISTRICT WIDE | 5,000.00 | 0.00 | 3,151.87 | 63.04 | 0.00 | 1,848.13 |
| 2539 ACQUISITION OF OTHER BLDGS | 5,000.00 | 0.00 | 3,151.87 | 63.04 | 0.00 | 1,848.13 |
| 25 BUILDING FUND | 5,000.00 | 0.00 | 3,151.87 | 63.04 | 0.00 | 1,848.13 |

Expenditure Report by Function
 12/2021

| Account Number | Account Description | Current Budget | Expended During Month | Year to Date Expenditures | % of Budget Expended | Outstanding Encumbrances | Uncommitted Funds |
|-----------------|--|---------------------|-----------------------|---------------------------|----------------------|--------------------------|-------------------|
| 32 | BOND REDEMPTION FUND-ELEMENTARY | | | | | | |
| 5000 | DEBT SERVICE | | | | | | |
| 000 | DISTRICT WIDE | | | | | | |
| 32 5000 000 611 | REDEMPTION OF PRINCIPAL | 605,000.00 | 0.00 | 300,000.00 | 49.59 | 0.00 | 305,000.00 |
| 32 5000 000 612 | INTEREST | 817,000.00 | 0.00 | 411,093.75 | 50.32 | 0.00 | 405,906.25 |
| 32 5000 000 613 | FISCAL AGENT FEES | 1,000.00 | 0.00 | 750.00 | 75.00 | 0.00 | 250.00 |
| | | <u>1,423,000.00</u> | <u>0.00</u> | <u>711,843.75</u> | <u>50.02</u> | <u>0.00</u> | <u>711,156.25</u> |
| 000 | DISTRICT WIDE | <u>1,423,000.00</u> | <u>0.00</u> | <u>711,843.75</u> | <u>50.02</u> | <u>0.00</u> | <u>711,156.25</u> |
| 5000 | DEBT SERVICE | <u>1,423,000.00</u> | <u>0.00</u> | <u>711,843.75</u> | <u>50.02</u> | <u>0.00</u> | <u>711,156.25</u> |
| 32 | BOND REDEMPTION FUND-ELEMENTARY | <u>1,423,000.00</u> | <u>0.00</u> | <u>711,843.75</u> | <u>50.02</u> | <u>0.00</u> | <u>711,156.25</u> |

Expenditure Report by Function
 12/2021

| Account Number | Account Description | Current Budget | Expended During Month | Year to Date Expenditures | % of Budget Expended | Outstanding Encumbrances |
|-----------------|-----------------------------------|---------------------|-----------------------|---------------------------|----------------------|--------------------------|
| 51 | SCHOOL NUTRITION FUND | | | | | |
| 2569 | FOOD SERVICES | | | | | |
| 000 | DISTRICT WIDE | | | | | |
| 51 2569 000 112 | REGULAR SALARY | 0.00 | 72,613.64 | 307,710.04 | 0.00 | 0.00 |
| 51 2569 000 113 | DIRECTOR SALARY | 0.00 | 5,595.50 | 33,168.21 | 0.00 | 0.00 |
| 51 2569 000 114 | TEAM LEADER SALARY | 700,000.00 | 6,973.28 | 34,403.08 | 4.91 | 0.00 |
| 51 2569 000 120 | TEMPORARY SALARIES | 0.00 | 3,310.48 | 18,694.49 | 0.00 | 0.00 |
| 51 2569 000 130 | OVERTIME SALARIES | 1,000.00 | 0.00 | 281.55 | 28.16 | 0.00 |
| 51 2569 000 210 | SOCIAL SECURITY | 53,700.00 | 6,214.25 | 27,785.54 | 51.74 | 0.00 |
| 51 2569 000 220 | RETIREMENT | 42,100.00 | 4,774.28 | 20,447.53 | 48.57 | 0.00 |
| 51 2569 000 230 | HEALTH INSURANCE | 115,000.00 | 17,246.89 | 63,056.91 | 54.83 | 0.00 |
| 51 2569 000 240 | WORKERS COMPENSATION | 30,000.00 | 1,459.39 | 5,304.67 | 17.68 | 0.00 |
| 51 2569 000 319 | PROFESSIONAL SERVICES | 500.00 | 0.00 | 0.00 | 0.00 | 0.00 |
| 51 2569 000 321 | WATER, SEWER, ETC | 2,000.00 | 155.30 | 628.30 | 31.42 | 0.00 |
| 51 2569 000 322 | LAUNDRY | 500.00 | 0.00 | 226.36 | 45.27 | 0.00 |
| 51 2569 000 323 | REPAIRS & MAINTENANCE | 20,000.00 | 1,976.21 | 21,393.70 | 106.97 | 0.00 |
| 51 2569 000 334 | TRAVEL | 4,000.00 | 0.00 | 47.50 | 1.19 | 0.00 |
| 51 2569 000 340 | COMMUNICATION | 1,000.00 | 89.56 | 538.00 | 53.80 | 0.00 |
| 51 2569 000 411 | KITCHEN SUPPLY PAPER | 45,000.00 | 625.21 | 15,931.24 | 35.40 | 0.00 |
| 51 2569 000 413 | MOTOR FUEL | 0.00 | 78.95 | 763.71 | 0.00 | 0.00 |
| 51 2569 000 419 | OFFICE SUPPLIES | 0.00 | 474.96 | 1,071.80 | 0.00 | 0.00 |
| 51 2569 000 461 | FOOD PURCHASES-LUNCH | 522,900.00 | (11,022.91) | 133,731.86 | 25.58 | 0.00 |
| 51 2569 000 462 | COMMODITIES | 93,000.00 | 0.00 | 32,146.36 | 34.57 | 0.00 |
| 51 2569 000 472 | COMPUTER EQUIP/SUPPLIES (NON CAP) | 1,000.00 | 0.00 | 0.00 | 0.00 | 0.00 |
| 51 2569 000 479 | SUPPLIES (NON-CONSUM) | 0.00 | 768.10 | 2,757.19 | 0.00 | 0.00 |
| 51 2569 000 640 | DUES AND FEES | 0.00 | 0.00 | 140.50 | 0.00 | 0.00 |
| 51 2569 000 910 | DEPRECIATION | 42,000.00 | 0.00 | 4,700.00 | 11.19 | 0.00 |
| | | <u>1,673,700.00</u> | <u>111,333.09</u> | <u>724,928.54</u> | <u>43.31</u> | <u>0.00</u> |
| | | <u>1,673,700.00</u> | <u>111,333.09</u> | <u>724,928.54</u> | <u>43.31</u> | <u>0.00</u> |
| | | <u>1,673,700.00</u> | <u>111,333.09</u> | <u>724,928.54</u> | <u>43.31</u> | <u>0.00</u> |
| 000 | DISTRICT WIDE | | | | | |
| 490 | SUMMER FEEDING PROGRAM | | | | | |
| 51 2569 490 112 | REGULAR SALARIES | 0.00 | 0.00 | 7,647.18 | 0.00 | 0.00 |
| 51 2569 490 114 | TEAM LEADER SALARY | 30,000.00 | 0.00 | 7,436.60 | 24.79 | 0.00 |
| 51 2569 490 210 | SOCIAL SECURITY | 2,300.00 | 0.00 | 1,104.45 | 48.02 | 0.00 |
| 51 2569 490 220 | RETIREMENT | 1,800.00 | 0.00 | 915.85 | 50.88 | 0.00 |
| 51 2569 490 230 | HEALTH INSURANCE | 1,600.00 | 0.00 | 1,706.68 | 106.67 | 0.00 |
| 51 2569 490 240 | WORKERS' COMPENSATION | 1,000.00 | 0.00 | 454.98 | 45.50 | 0.00 |
| 51 2569 490 411 | KITCHEN SUPPLY-PAPER | 1,000.00 | 0.00 | 0.00 | 0.00 | 0.00 |
| | | <u>7,647.18</u> | <u>0.00</u> | <u>22,563.40</u> | <u>0.00</u> | <u>0.00</u> |
| | | <u>7,647.18</u> | <u>0.00</u> | <u>22,563.40</u> | <u>0.00</u> | <u>0.00</u> |
| | | <u>7,647.18</u> | <u>0.00</u> | <u>22,563.40</u> | <u>0.00</u> | <u>0.00</u> |

Expenditure Report by Function
 12/2021

| Account Description | Current Budget | Expended During Month | Year to Date Expenditures | % of Budget Expended | Outstanding Encumbrances | Uncommitted Funds |
|--------------------------------------|----------------|-----------------------|---------------------------|----------------------|--------------------------|-------------------|
| 51 2569 490 461 FOOD PURCHASES-LUNCH | 29,600.00 | 0.00 | 0.00 | 0.00 | 0.00 | 29,600.00 |
| 51 2569 490 462 COMMODITIES | 4,000.00 | 0.00 | 0.00 | 0.00 | 0.00 | 4,000.00 |
| | 71,300.00 | 0.00 | 19,265.74 | 27.02 | 0.00 | 52,034.26 |
| | 71,300.00 | 0.00 | 19,265.74 | 27.02 | 0.00 | 52,034.26 |
| 490 SUMMER FEEDING PROGRAM | 71,300.00 | 0.00 | 19,265.74 | 27.02 | 0.00 | 52,034.26 |
| 2569 FOOD SERVICES | 1,745,000.00 | 111,333.09 | 744,194.28 | 42.65 | 0.00 | 1,000,805.72 |
| 51 SCHOOL NUTRITION FUND | 1,745,000.00 | 111,333.09 | 744,194.28 | 42.65 | 0.00 | 1,000,805.72 |

Expenditure Report by Function
 12/2021

| Account Number | Account Description | Current Budget | Expended During Month | Year to Date Expenditures | % of Budget Expended | Outstanding Encumbrances | Uncommitted Funds |
|-----------------|---------------------------------|-------------------|-----------------------|---------------------------|----------------------|--------------------------|-------------------|
| 53 | ENTERPRISE FUND | | | | | | |
| 2569 | FOOD SERVICES | | | | | | |
| 000 | DISTRICT WIDE | | | | | | |
| 53 2569 000 112 | REGULAR SALARY | 0.00 | 1,570.90 | 10,321.75 | 0.00 | 0.00 | (10,321.75) |
| 53 2569 000 114 | CLASSIFIED SALARIES | 43,600.00 | 0.00 | 0.00 | 0.00 | 0.00 | 43,600.00 |
| 53 2569 000 130 | OVERTIME SALARIES | 2,500.00 | 0.00 | 0.00 | 0.00 | 0.00 | 2,500.00 |
| 53 2569 000 210 | SOCIAL SECURITY | 3,600.00 | 120.19 | 789.57 | 21.93 | 0.00 | 2,810.43 |
| 53 2569 000 220 | RETIREMENT | 900.00 | 0.00 | 2.75 | 0.31 | 0.00 | 897.25 |
| 53 2569 000 240 | WORKMENS COMPENSATION | 2,000.00 | 25.32 | 169.54 | 8.48 | 0.00 | 1,830.46 |
| 53 2569 000 323 | REPAIRS & MTNCE | 1,500.00 | 188.04 | 1,812.60 | 120.84 | 0.00 | (312.60) |
| 53 2569 000 340 | COMMUNICATION | 500.00 | 44.78 | 269.00 | 53.80 | 0.00 | 231.00 |
| 53 2569 000 411 | KITCHEN SUPPLY-PAPER | 4,000.00 | 0.00 | 0.00 | 0.00 | 0.00 | 4,000.00 |
| 53 2569 000 461 | PURCHASED FOOD | 48,400.00 | 0.00 | 0.00 | 0.00 | 0.00 | 48,400.00 |
| 53 2569 000 499 | MISCELLANEOUS | 0.00 | 0.00 | 79.88 | 0.00 | 0.00 | (79.88) |
| 53 2569 000 910 | DEPRECIATION-LOCAL FUNDS | 3,000.00 | 0.00 | 0.00 | 0.00 | 0.00 | 3,000.00 |
| 000 | DISTRICT WIDE | 110,000.00 | 1,949.23 | 13,445.09 | 12.22 | 0.00 | 96,554.91 |
| 2569 | FOOD SERVICES | 110,000.00 | 1,949.23 | 13,445.09 | 12.22 | 0.00 | 96,554.91 |
| 3900 | OTHER COMMUNITY SERVICES | 110,000.00 | 1,949.23 | 13,445.09 | 12.22 | 0.00 | 96,554.91 |
| 953 | DRIVER'S ED | | | | | | |
| 53 3900 953 111 | CERTIFIED SALARIES | 27,500.00 | 0.00 | 21,617.08 | 78.61 | 0.00 | 5,882.92 |
| 53 3900 953 210 | SOCIAL SECURITY | 2,200.00 | 0.00 | 1,653.70 | 75.17 | 0.00 | 546.30 |
| 53 3900 953 220 | RETIREMENT | 1,700.00 | 0.00 | 1,297.03 | 76.30 | 0.00 | 402.97 |
| 53 3900 953 240 | WORKERS' COMPENSATION | 500.00 | 0.00 | 69.60 | 13.92 | 0.00 | 430.40 |
| 53 3900 953 411 | NON-TECHNOLOGY SUPPLIES | 1,100.00 | 0.00 | 0.00 | 0.00 | 0.00 | 1,100.00 |
| 53 3900 953 413 | MOTOR FUEL | 0.00 | 0.00 | 540.93 | 0.00 | 0.00 | (540.93) |
| 953 | DRIVER'S ED | 33,000.00 | 0.00 | 25,178.34 | 76.30 | 0.00 | 7,821.66 |
| 3900 | OTHER COMMUNITY SERVICES | 33,000.00 | 0.00 | 25,178.34 | 76.30 | 0.00 | 7,821.66 |
| 8110 | TRANSFER OUT | 33,000.00 | 0.00 | 25,178.34 | 76.30 | 0.00 | 7,821.66 |
| 000 | DISTRICT WIDE | 33,000.00 | 0.00 | 25,178.34 | 76.30 | 0.00 | 7,821.66 |
| 53 8110 000 690 | OPERATING TRANSFERS OUT | 40,000.00 | 0.00 | 0.00 | 0.00 | 0.00 | 40,000.00 |
| 000 | DISTRICT WIDE | 40,000.00 | 0.00 | 0.00 | 0.00 | 0.00 | 40,000.00 |

Expenditure Report by Function

12/2021

Account Description

| Account Number | Current Budget | Expended During Month | Year to Date Expenditures | % of Budget Expended | Outstanding Encumbrances | Uncommitted Funds |
|--------------------|----------------|-----------------------|---------------------------|----------------------|--------------------------|-------------------|
| 000 | 40,000.00 | 0.00 | 0.00 | 0.00 | 0.00 | 40,000.00 |
| DISTRICT WIDE | 40,000.00 | 0.00 | 0.00 | 0.00 | 0.00 | 40,000.00 |
| 8110 | 40,000.00 | 0.00 | 0.00 | 0.00 | 0.00 | 40,000.00 |
| TRANSFER OUT | 183,000.00 | 1,949.23 | 38,623.43 | 21.11 | 0.00 | 144,376.57 |
| 53 ENTERPRISE FUND | | | | | | |

| Account Description | Current Budget | Expended During Month | Year to Date Expenditures | % of Budget Expended | Outstanding Encumbrances | Uncommitted Funds |
|------------------------------|----------------|-----------------------|---------------------------|----------------------|--------------------------|-------------------|
| 76 SCHOLARSHIP FUND | | | | | | |
| 4300 SCHOLARSHIPS | | | | | | |
| 000 DISTRICT WIDE | | | | | | |
| 76 4300 000 680 SCHOLARSHIPS | 0.00 | 0.00 | 25,735.00 | 0.00 | 0.00 | (25,735.00) |
| | 0.00 | 0.00 | 25,735.00 | 0.00 | 0.00 | (25,735.00) |
| | 0.00 | 0.00 | 25,735.00 | 0.00 | 0.00 | (25,735.00) |
| 000 DISTRICT WIDE | 0.00 | 0.00 | 25,735.00 | 0.00 | 0.00 | (25,735.00) |
| 4300 SCHOLARSHIPS | 0.00 | 0.00 | 25,735.00 | 0.00 | 0.00 | (25,735.00) |
| 76 SCHOLARSHIP FUND | 0.00 | 0.00 | 25,735.00 | 0.00 | 0.00 | (25,735.00) |

Expenditure Report by Function

12/2021

| Account Description | Current Budget | Expended During Month | Year to Date Expenditures | % of Budget Expended | Outstanding Encumbrances | Uncommitted Funds |
|---------------------|----------------|-----------------------|---------------------------|----------------------|--------------------------|-------------------|
| | 39,119,000.00 | 2,830,685.55 | 17,098,359.68 | 43.93 | 88,199.58 | 21,932,440.74 |
| Grand Total: | | | | | | |