

HURON SCHOOL DISTRICT NO. 2-2

REGULAR BOARD MEETING

DECEMBER 14, 2021

FISCAL REPORTS

GARRET BISCHOFF, PRESIDENT

SHELLY SIEMONSMA, VICE PRESIDENT

TIM VAN BERKUM, MEMBER

CRAIG LEE, MEMBER

KRISTI GLANZER, MEMBER

KRAIG STEINHOFF, SUPERINTENDENT

KELLY CHRISTOPHERSON, BUSINESS MANAGER

TABLE OF CONTENTS

| | <u>PAGES</u> |
|---|----------------|
| BUSINESS OFFICE REPORT | |
| BOARD OF EDUCATION MINUTES | 1 – 11 |
| LIST OF BILLS FOR CONSIDERATION & APPROVAL | ATTACHMENT “A” |
| BUSINESS OFFICE (IMPREST) ACCOUNT - SUMMARY CHECK REGISTER | ATTACHMENT “B” |
| CUSTODIAL ACCOUNTS - SUMMARY CHECK REGISTER | ATTACHMENT “C” |
| FINANCIAL REPORTS | ATTACHMENT “D” |
| • DISTRICT INSURANCE & FLEX ACCOUNT | |
| • HURON SCHOOL DISTRICT CUSTODIAL ACCOUNTS | |
| • BALANCE SHEET | |
| • REVENUE REPORT | |
| • CONTROL EXPENDITURE REPORT | |
| • EXPENDITURE REPORT | |

Business Office Report – December, 2021

1. General Fund Report – 42% of 2021-2022 complete

Revenue

To date the district has collected \$8,074,000 or 37% of budgeted revenue as compared to \$8,420,000 or 37% for the same period last year.

Expenditures

To date the district has expended \$7,629,000 or 34% of budgeted expenditures as compared to \$7,285,000 or 32% for the same period last year.

2. CTE Construction Update

The metal building has arrived and much of the framework has been constructed. We are still aiming for an April 2022 completion date.

3. Middle School Chiller and Building Controls Update

The project is complete.

REGULAR MEETING
HURON BOARD OF EDUCATION
HURON HIGH SCHOOL AUDITORIUM
NOVEMBER 8, 2021 - 5:30 p.m.

Roll Call: Garret Bischoff, President, and members: Shelly Siemonsma by phone, Tim Van Berkum, Craig Lee, and Kristi Glanzer. Superintendent Kraig Steinhoff and Kelly Christopherson, Business Manager.

Bischoff called the meeting to order at 5:30 p.m.

Bischoff led the Pledge of Allegiance.

Motion by Van Berkum, second by Lee, and unanimously carried to adopt the agenda as amended. Roll call vote: Glanzer – Yes; Lee – Yes; Van Berkum – Yes; Siemonsma – Yes; and Bischoff – Yes.

Dates to Remember - November 11 Veteran’s Day Holiday – No School. November 22 Board of Education Meeting – 5:30 p.m. – HHS Auditorium. November 24 Early Release. November 25 & 26 Holiday Break – No School. December 3 Host State Oral Interp – No School. December 8 Early Release. December 14 Board of Education Meeting – 5:30 p.m. – HHS Auditorium – TUESDAY. December 23 Early Release. December 24-31 Holiday Break – No School.

Community Input for Items not on the Agenda

None.

Conflict Disclosure and Consideration of Waivers

None.

Motion by Van Berkum, second by Glanzer, and unanimously carried to approve the consent agenda including the following items: (1) The minutes from the meetings held on October 12 and October 25. (2) The bills for payment as presented (see attached listing). (3) The financial report (as printed below). (4) The hiring of David Jensen/Substitute Teacher - \$120 per day / Substitute Para-Educator – \$17.87 per hour; Stacy Gross/Substitute Teacher - \$120 per day / Substitute Para-Educator – \$17.87 per hour; Cassie Valer/Substitute Teacher - \$120 per day / Substitute Para-Educator – \$17.87 per hour; Asia King/Food Service-Washington Satellite/\$17.31 per hour; Lindsey Kasperson/ Substitute

Teacher - \$120 per day / Substitute Para- Educator – \$17.87 per hour; Tanner Dornacher /Assistant MS Wrestling Coach/\$2,925 per year; Maxwell Kretschmar/ Substitute Teacher - \$120 per day / Substitute Para-Educator – \$17.87 per hour; and Jessica Van Diepen/ Substitute School Nurse/\$30 per hour. (5) A revised teaching contract for Chris Stahly/Revised Contract – Prom .50% / \$74,390 per year. (6) The resignations of Cheryl Styer/Special Education Para-Educator-Buchanan; Asia King/Food Service-Washington Satellite; Jamie Hoek/DLC Special Education Teacher-HMS/2 years; and Jessica Van Diepen, RN/School Nurse/7 years. (7) An advertising agreement renewal at Tiger Stadium with Iverson CDJR-Huron. (8) A Client Services Agreement with Education Division/Sunbelt Staffing, LLC. Roll call vote: Glanzer – Yes; Lee – Yes; Van Berkum – Yes; Siemonsma – Yes; and Bischoff – Yes.

| | Bank Balance 10-01-2021 | Receipts | Disbursements | Bank Balance 10-31-2021 |
|-------------------|----------------------------|--------------|---------------|----------------------------|
| General Fund | 4,704,143.47 | 1,393,122.48 | 2,068,981.96 | 4,028,283.99 |
| Capital Outlay | 2,182,816.36 | 87,135.21 | 988,443.54 | 1,281,508.03 |
| Special Education | 1,199,497.22 | 250,062.32 | 460,543.20 | 989,016.34 |
| Building Fund | 2,262.92 | 140.10 | 254.92 | 2,148.10 |
| Bond Redem.- Elem | 16,093,663.11 | 32,925.51 | 711,093.75 | 15,415,494.87 |
| Food Service | 501,730.93 | 254,039.63 | 154,339.80 | 601,430.76 |
| Enterprise Fund | 183,645.90 | 13,347.14 | 14,767.09 | 182,225.95 |
| Activity Account | 277,899.27 | 5,357.19 | 9,519.50 | 273,736.96 |
| Health Insurance | 67,797.92 | 338,533.66 | 310,167.55 | 96,164.03 |
| Scholarship Fund | 285,883.66 | 4,662.65 | 25,735.00 | 264,811.31 |
| | ----- | ----- | ----- | ----- |
| | 25,499,340.76 | 2,379,325.89 | 4,743,846.31 | 23,134,820.34 |

Celebrate Successes in the District

Superintendent Steinhoff reported on the successes in the District.

Reports

- A. Business Manager’s Report – Kelly Christopherson presented the Business Manager’s Report to the Board.
- B. Superintendent’s Report – Kraig Steinhoff presented the Superintendent’s report to the Board.

Old Business

Motion by Van Berkum, second by Lee, and unanimously carried to approve proposed changes to Policy GDA-26 – Support Staff Positions. Roll call vote: Glanzer – Yes; Lee – Yes; Van Berkum – Yes; Siemonsma – Yes; and Bischoff – Yes.

The Board conducted first reading of proposed changes to Policy ABAA – District Wide Title I Parental Involvement Policy. No action was taken.

Community input on the Huron School District Pandemic Contingency Plan was received.

Motion by Van Berkum, second by Lee, and unanimously carried to approve proposed changes to the Huron School District Pandemic Contingency Plan. Roll call vote: Glanzer – Yes; Lee – Yes; Van Berkum – Yes; Siemonsma – Yes; and Bischoff – Yes.

New Business

The Board was introduced to Policy GCA-18.1(N) School Nurse / CTE Health Science Instructor. No action was taken.

Motion by Lee, second by Glanzer, and unanimously approved to adjourn at 6:00 p.m. Roll call vote: Glanzer – Yes; Lee – Yes; Van Berkum – Yes; Siemonsma – Yes; and Bischoff – Yes.

Garret Bischoff, President

Kelly Christopherson, Business Manager

LIST OF BILLS PD 10-13-2021 THRU 11-08-2021

GENERAL FUND

| <u>VENDOR</u> | <u>DESCRIPTION</u> | <u>AMOUNT</u> |
|---|--------------------|---------------|
| 3D UNIVERSE | EQUIPMENT | 1,994.05 |
| ALC CHRISTIAN LEARNING CENTER PRESCHOOL | PROF SVC | 60.00 |
| AMERICAN BANK & TRUST | CHANGE | 4,000.00 |
| ASBSD | DUES & FEES | 40.00 |
| ASSOC FOR CAREER & TECHNICAL ED | DUES | 140.00 |
| AUGUSTANA UNIVERSITY | TRAVEL | 240.00 |
| BAN-KOE SYSTEMS, INC. | SUPPLIES | 299.57 |
| BARNES & NOBLE | SUPPLIES | 3,035.40 |
| BARTON'S HEATING & COOLING LLC | SUPPLIES | 8,217.00 |
| BAYSINGER, AUDREY | REIMB | 25.00 |
| BECK ACE HARDWARE | SUPPLIES | 66.78 |
| BEHLKE, ROBERT | SUPPLIES | 85.19 |
| BHS QUIZ BOWL CLUB | TRAVEL | 120.00 |
| BLUE TARP FINANCIAL, INC. | SUPPLIES | 63.44 |
| BOB'S PIANO SERVICE, INC. | REPAIRS | 720.00 |
| BROOKLYN GUITAR METHOD | SUPPLIES | 49.95 |
| BUHLS DRYCLEANERS & LINEN SUPPLY | LAUNDRY | 36.00 |
| BUREAU OF ADMINISTRATION | COMMUNICATIONS | 12.42 |
| BUTLER MACHINERY CO. | SUPPLIES | 566.22 |
| CARDA, CHAR | PROF SVC | 120.00 |
| CARDMEMBER SERVICE | SUPPLIES | 2,892.94 |
| CASTER HQ | SUPPLIES | 63.04 |
| CDW GOVERNMENT, INC. | SUPPLIES | 254.05 |
| CENTURY LINK | COMMUNICATIONS | 1,321.40 |
| CHARLSON, MOLLY | TRAVEL | 1,035.00 |
| CHARRON, STEVE | PROF SVC | 150.00 |
| CITY OF HURON | UTILITIES | 10,611.75 |
| CLARK, MATT | PROF SVC | 80.00 |
| COBORNS INC | SUPPLIES | 476.09 |
| COLE PAPERS, INC. | SUPPLIES | 4,131.57 |
| CON BRIO STUDIO | SUPPLIES | 850.00 |
| CONNECTING POINT | SUPPLIES | 4,033.98 |
| COSTUMER, THE | SUPPLIES | 403.96 |
| CREATIVE PRINTING COMPANY | SUPPLIES | 1,664.55 |
| CURT'S HEATING & COOLING | REPAIRS | 4,000.00 |
| DAKOTA WATER SOFTENING INC. | SUPPLIES | 160.60 |
| DEBOER, ROBERT | PROF SVC | 150.00 |
| DECKER EQUIPMENT | SUPPLIES | 144.56 |
| DEMCO INC | SUPPLIES | 246.33 |
| DIV OF CRIMINAL INVESTIGATION | HISTORY CHECK | 259.50 |
| DUFFY, GARY | PROF SVC | 125.00 |
| DUFFY, TERRY | PROF SVC | 345.20 |
| DUXBURY, DEAN | PROF SVC | 465.72 |
| EJ'S CLEANING | PROF SVC | 4,380.00 |
| ENVIRONMENTAL MANAGEMENT | PROF SVCS | 220.00 |
| EPIC SPORTS | SUPPLIES | 101.22 |
| ETERNAL SECURITY PRODUCTS | EQUIPMENT | 4,670.90 |
| FARMERS CASHWAY | SUPPLIES | 309.94 |
| FARNAM'S GENUINE PARTS | SUPPLIES | 173.07 |
| FOREMAN SALES & SERVICE, INC. | SUPPLIES | 383.92 |
| FOSTER, TODD | PROF SVC | 125.00 |
| FREEMAN, JR., RODNEY | LEGAL SERVICES | 1,100.00 |

| | | |
|--|--------------------|-----------|
| FRITZ, ADAM | PROF SVC | 125.00 |
| FUCHS, JENNIFER | PROF SVC | 180.00 |
| GAFFER, MITCH | TRAVEL | 30.00 |
| GEBHART, ERVIN | PROF SVC | 125.00 |
| GENE'S AG SERVICE | SUPPLIES | 138.50 |
| GOLDEN WEST TECHNOLOGIES | SUPPLIES | 617.00 |
| GOPHER | SUPPLIES | 115.00 |
| GRAINGER | SUPPLIES | 270.24 |
| GRAYSON AUTO PARTS | SUPPLIES | 205.64 |
| HALBKAT, JOHN | TRAVEL | 87.30 |
| HALTER, LINDA | SUPPLIES | 24.95 |
| HEINZ, DENNIS | PROF SVC | 60.00 |
| HILLYARD/SIOUX FALLS | SUPPLIES | 653.58 |
| HINKER, KARI | SUPPLIES | 195.14 |
| HOLY TRINITY CATHOLIC SCHOOL | PROF SVC | 256.00 |
| HONEYWELL, INC. | REPAIRS | 3,354.00 |
| HUDSON, LYNDI | SUPPLIES | 166.03 |
| HURD ALIGNMENT & MACHINE, INC. | SUPPLIES | 453.50 |
| HURON AREA CENTER FOR INDEPENDENCE, INC. | PROF SVC | 352.99 |
| HURON CHAMBER & VISITORS BUREAU | SUPPLIES | 15.00 |
| HURON CLINIC FOUNDATION, LTD | PROF SVC | 110.00 |
| INNOVATIVE OFFICE SOLUTION | SUPPLIES | 1,116.61 |
| INTERSTATE ALL BATTERY CENTER | SUPPLIES | 583.80 |
| ISTATE TRUCK, INC. | SUPPLIES | 900.00 |
| J. RIECK MUSIC | REPAIRS | 501.00 |
| J.W. PEPPER & SON, INC. | SUPPLIES | 50.00 |
| JAMES, JEREMY | PROF SVC | 80.00 |
| JIM & JAKES SPRINKLER SERVICE | REPAIRS | 270.00 |
| JOHNSON CONTROLS | REPAIRS | 460.00 |
| JOSTENS | SUPPLIES | 17,175.20 |
| KATZ, ELIZABETH | SUPPLIES | 118.62 |
| KINGDOM KIDS LEARNING CENTER | PROF SVC | 135.00 |
| KLEINSASSER, DANA | PROF SVC | 60.00 |
| KONECHNE, JOLENE | SUPPLIES | 41.60 |
| KOR MANAGEMENT SERVICES, LLC | PROF SVC | 163.00 |
| KRANZ'S SMALL ENGINE REPAIR | REPAIRS | 160.67 |
| KYBURZ CARLSON CONSTRUCTION | PROV SVC | 347.96 |
| LARSON, BETHANY | IN DISTRICT TRAVEL | 58.80 |
| LEARNING WITHOUT TEARS | SUPPLIES | 253.00 |
| LEWIS DRUG | SUPPLIES | 149.23 |
| LOECKER, ROGER | PROF SVC | 150.00 |
| LYNN, CARLA | PROF SVC | 90.00 |
| M & R LAWN SHEERS | PROF SVC | 700.00 |
| MARSHALL HIGH SCHOOL | TRAVEL | 250.00 |
| MASTER TEACHER, THE | SUPPLIES | 354.00 |
| MATHESON TRI-GAS INC | SUPPLIES | 10,198.09 |
| MCGIRR, BRAD | PROF SVC | 60.00 |
| MEYERS CONSTRUCTION | REPAIRS | 20.00 |
| MICHEEL, KATHY | REIMB | 25.00 |
| MIDCONTINENT COMMUNICATIONS | COMMUNICATIONS | 6,035.00 |
| MISSOURI TURF PAINT | SUPPLIES | 157.57 |
| MITCHELL, JOEY | PROF SVC | 60.00 |
| MT CALVARY LUTHERAN PRESCHOOL | PROF SVC | 357.50 |
| MUTH ELECTRIC, INC. | SUPPLIES | 1,622.42 |
| NORTHWEST PIPE FITTINGS, INC. | SUPPLIES | 4,412.83 |
| NORTHWESTERN ENERGY | UTILITIES | 43,195.36 |

| | | |
|--------------------------------------|-------------------|-------------------|
| OFFICE EQUIPMENT SERVICE | SUPPLIES | 11,127.34 |
| OFFICE PEEPS | SUPPLIES | 355.73 |
| OLSON, DIANE | PROF SVC | 546.20 |
| ORTMAN, JULIE | PROF SVC | 191.64 |
| OSBORNE, NICOLE | PROF SVC | 186.60 |
| OTC BRANDS INC. | SUPPLIES | 541.96 |
| PERRY, MOLLY | SUPPLIES | 170.43 |
| PIETZ, DOUG | PROF SVC | 80.00 |
| POPPLERS MUSIC INC. | SUPPLIES | 1,465.96 |
| PRAIRIELAND COLLECTIONS | PROF SVC | 26.00 |
| PREMIER EQUIPMENT | SUPPLIES | 156.74 |
| PRO-TEC ROOFING & SHEET METAL, INC | REPAIRS | 958.81 |
| PROSTROLLO MOTOR SALES, INC. | REPAIRS | 169.69 |
| R & L SANITARY SERVICES, LLC | SUPPLIES | 505.00 |
| REIMER, WHITNEY | TRAVEL | 500.00 |
| ROTERT, TERRY | TRAVEL | 43.56 |
| RUNNINGS | SUPPLIES | 109.41 |
| SCHOLASTIC BOOK CLUBS | BOOKS | 2,173.25 |
| SCHOLASTIC BOOK FAIRS - 15 | BOOK FAIR | 5,444.25 |
| SCHOOL OUTFITTERS | TECH SUPPLIES | 739.89 |
| SCHOOL SPECIALTY LLC | SUPPLIES | 773.72 |
| SCHOOLS IN | SUPPLIES | 769.38 |
| SCHRODER, KARISSA | PROF SVC | 240.00 |
| SCHUCHHARDT, RYAN | PROF SVC | 60.00 |
| SD DEPART OF PUBLIC SAFETY | DUES & FEES | 56.00 |
| SD FEDERAL PROPERTY | SUPPLIES | 1,075.00 |
| SD MOTOR VEHICLE DIVISION | SUPPLIES | 15.00 |
| SDLA | SUPPLIES | 125.00 |
| SHERWIN WILLIAMS | SUPPLIES | 278.84 |
| SIEH, BRIAN | PROF SVC | 222.72 |
| SPOTLESS CLEANING | PROF SVC | 8,461.00 |
| STAPLES | SUPPLIES | 4,533.49 |
| STEPWISE PUBLICATIONS | SUPPLIES | 99.00 |
| STERLING COMPUTERS | SUPPLIES | 1,000.00 |
| STOBBS, WADE | PROF SVC | 80.00 |
| SWEETWATER MUSIC | SUPPLIES | 1,405.93 |
| TAYLOR MUSIC | SUPPLIES | 733.00 |
| THOMAS, ANGELA | TRAVEL | 255.00 |
| THOMPSON, GREGG | PROF SVC | 127.80 |
| TIGER ROAR | SUPPLIES | 140.00 |
| TSCHETTER & HOHM CLINIC | PROF SVC | 111.00 |
| TSCHETTER, STEPHANIE | PROF SVC | 75.00 |
| UECKER, REESE | PROF SVC | 80.00 |
| UNDER THE SUN RENTAL | SUPPLIES | 193.55 |
| US BANK VOYAGER FLEET SYSTEMS | SUPPLIES | 164.21 |
| VANTEK COMMUNICATIONS, INC. | COMMUNICATIONS | 837.00 |
| WAGNER, SCOTT | PROF SVC | 243.00 |
| WARRIORSPOUR WEAR INC. | SUPPLIES | 89.99 |
| WEST WAY TRAILERS | SUPPLIES | 180.00 |
| WHEELCO TRUCKS & TRAILER PARTS | SUPPLIES | 338.30 |
| WILLEMSEN, LAURA | SUPPLIES | 156.66 |
| WILLIAMS, KRISTEN | PROF SVC | 75.00 |
| WINEGAR, KRISTI | PROF SVC | 150.00 |
| WISCONSIN CTR FOR ED PRODUCTS & SVCS | SUPPLIES | 516.00 |
| | FUND TOTAL | 212,220.49 |

CAPITAL OUTLAY FUND

| | | |
|---------------------------------|-------------------|-------------------|
| ALLIED PLUMBING & HEATING, INC. | REPAIRS | 91,191.85 |
| BARNES & NOBLE | SUPPLIES | 182.26 |
| CAPITAL ONE PUBLIC FUNDING | PRIN & INTEREST | 113,113.75 |
| CDW GOVERNMENT, INC. | SUPPLIES | 312.98 |
| DRAMSTAD, MIKE | EQUIPMENT | 2,443.41 |
| FIRST BOOK | SUPPLIES | 572.40 |
| FOLLETT SCHOOL SOLUTIONS, INC. | SUPPLIES | 128.51 |
| GEOTEK ENGINEERING | PROF SVC | 3,966.00 |
| HILLYARD/SIOUX FALLS | SUPPLIES | 8,970.51 |
| INNOVATIVE OFFICE SOLUTION | SUPPLIES | 3,900.76 |
| JUNIOR LIBRARY GUILD | SUPPLIES | 790.80 |
| KYBURZ CARLSON CONSTRUCTION | PROV SVC | 579,164.00 |
| LIBRARY STORE, INC., THE | SUPPLIES | 343.67 |
| OXFORD UNIVERSITY PRESS | SUPPLIES | 280.34 |
| PENWORTHY COMPANY | SUPPLIES | 185.66 |
| PERMA-BOUND | SUPPLIES | 3,921.45 |
| SAVVAS LEARNING COMPANY LLC | PRINTED TEXTBOOKS | 114,127.54 |
| SCHOLASTIC BOOK CLUBS | BOOKS | 38.50 |
| SCHOOL HEALTH CORP | SUPPLIES | 7,395.00 |
| SCHOOL SPECIALTY LLC | SUPPLIES | 458.52 |
| | FUND TOTAL | 931,487.91 |

SPECIAL EDUCATION FUND

| | | |
|--------------------------------------|-------------------------------|---------------------|
| BRIGHT SOLUTIONS FOR DYSLEXIA | SUPPLIES | 994.85 |
| CENTURY LINK | COMMUNICATIONS | 201.51 |
| CORE EDUCATIONAL COOPERATIVE | PROF SVC | 3,391.70 |
| CORPORATE TRANSLATION SERVICES, INC. | PROF SVC | 35.34 |
| GOEHNER, HEATHER | SUPPLIES | 179.03 |
| LARSON, KRISTIE | PROF SVC | 3,899.00 |
| LIGHTSPEED TECHNOLOGIES | SUPPLIES | 77.00 |
| NCS PEARSON, INC. | SUPPLIES | 291.92 |
| OFFICE EQUIPMENT SERVICE | SUPPLIES | 366.12 |
| PRO PT, INC. | PROF SVC | 21,222.20 |
| SCHOOL SPECIALTY LLC | SUPPLIES | 24.97 |
| TEACHWELL SOLUTIONS | PROF SVCS | 1,813.36 |
| WILSON, KATHLEEN | TRAVEL | 160.88 |
| WPS PUBLISH | SUPPLIES | 466.40 |
| | FUND TOTAL | 33,124.28 |
| | CHECKING ACCOUNT TOTAL | 1,176,832.68 |

SCHOOL NUTRITION FUND

| | | |
|-------------------------------|------------------------|-----------|
| BECK ACE HARDWARE | MISCELLANEOUS | 19.68 |
| BEVERIDGE, COLIN | FOOD | 4,656.25 |
| CENTURY LINK | TELEPHONE | 53.32 |
| CHILD & ADULT NUTRITION SER. | FOOD | 1,698.60 |
| COBORNS | FOOD | 112.56 |
| COCA COLA OF CENTRAL SD | FOOD | 763.80 |
| COLE PAPERS, INC. | PAPER/DISH/CLEANING | 5,261.50 |
| CWD-ABERDEEN | SUPPLIES | 2,370.01 |
| DAKOTA WATER SOFTENING INC. | WATER SERVICE | 41.90 |
| DRAMSTAD REFRIGERATION | REPAIR/MAINTENANCE | 5,647.62 |
| EAST SIDE JERSEY DAIRY, INC | FOOD | 11,157.00 |
| ECOLAB INC | SUPPLIES | 342.20 |
| HURON SCHOOL ACTIVITY ACCOUNT | SUPPLIES | 140.19 |
| M & M PLUMBING & HEATING LLC | REPAIR | 3,390.21 |
| MUTH ELECTRIC, INC | REPAIR/MAINTENANCE | 66.26 |
| OFFICE EQUIPMENT SERVICE | OFFICE SUPPLIES/REPAIR | 409.58 |

PB SPORTS
 REINHART INSTITUTIONAL FOODS

SUPPLIES 90.00
 SUPPLIES 64,426.82
FUND TOTAL 100,647.50
CHECKING ACCOUNT TOTAL 100,647.50

ENTERPRISE FUND

BIMBO BAKERIES USA
 CENTURY LINK
 COCA COLA OF CENTRAL SD
 DRAMSTAD REFRIGERATION
 JOHNSON, KELLY
 REINHART INSTITUTIONAL FOODS
 SCHOOL NUTRITION ACCOUNT

FOOD 34.05
 TELEPHONE 26.66
 FOOD 748.80
 REPAIR/MAINTENANCE 234.60
 IN DIST TRAVEL 19.17
 SUPPLIES 661.92
 MISC 82.18
FUND TOTAL 1,807.38
CHECKING ACCOUNT TOTAL 1,807.38

CUSTODIAL FUND

BREWER, LINDSEY
 CARDA, MIKE
 CREATIVE PRINTING COMPANY
 DOMINO'S
 FUCHS, JENNIFER
 HURON SCHOOL NUTRITION PROGRAM
 JOHNSON, MICHELLE
 LICHTY, GAIL
 MARTINSON, GLENN
 MCDONALD, WHITNEY
 MCNEIL, ERICA
 MYHRE, BARB
 OLSON, JAMIE
 PB SPORTS
 POPPLERS MUSIC INC.
 RAMADA HOTEL & SUITES-SIOUX FALLS
 SD FBLA
 SIGNATURE PLUS
 TIGER ROAR
 WACHTER, CALLEE
 WALKER'S FLOWER SHOP

SUPPLIES 74.76
 SUPPLIES 283.38
 SUPPLIES 66.03
 SUPPLIES 111.87
 PROF SVC 509.72
 SUPPLIES 569.50
 SUPPLIES 68.52
 SUPPLIES 122.24
 SUPPLIES 18.99
 SUPPLIES 500.00
 SUPPLIES 100.00
 MEMORIAL 25.00
 SUPPLIES 161.25
 SUPPLIES 312.30
 SUPPLIES 978.50
 TRAVEL 408.90
 REG FEE 175.00
 SUPPLIES 1,171.50
 SUPPLIES 150.00
 SUPPLIES 1,700.74
 SUPPLIES 70.24
FUND TOTAL 7,578.44
CHECKING ACCOUNT TOTAL 7,578.44

GROSS PAYROLL

INSTRUCTIONAL 797,627.39
 SUPPORT SERVICES 426,849.80
 COMMUNITY SERVICES 217.36
 CO-CURRICULAR 49,600.86
 SPECIAL SERVICES 326,994.67
 SCHOOL NUTRITION 83,144.89
 ENTERPRISE FUND 3,769.02
TOTAL GROSS PAYROLL FOR OCTOBER 2021 1,688,203.99

BENEFITS

SOCIAL SECURITY 121,817.80
 HURON SCHOOL DISTRICT
 LIFE INSURANCE & HEALTH INSURANCE 254,892.39
 SOUTH DAKOTA RETIREMENT 95,168.10
TOTAL BENEFITS FOR OCTOBER 2021 471,878.29

SPECIAL MEETING
HURON BOARD OF EDUCATION
HURON HIGH SCHOOL AUDITORIUM
NOVEMBER 22, 2021 - 5:30 p.m.

Roll Call: Garret Bischoff, President, and members: Shelly Siemonsma, Tim Van Berkum, Craig Lee, and Kristi Glanzer. Superintendent Kraig Steinhoff and Kelly Christopherson, Business Manager.

Bischoff called the meeting to order at 5:30 p.m.

Bischoff led the Pledge of Allegiance.

Motion by Siemonsma, second by Lee, and unanimously carried to adopt the agenda as amended.

Dates to Remember – November 24 Early Release. November 25 & 26 Holiday Break – No School. December 3 Host State Oral Interp – No School. December 8 Early Release. December 14 Board of Education Meeting – 5:30 p.m. – HHS Auditorium. December 23 Early Release. December 24-31 Holiday Break – No School.

Community Input for Items not on the Agenda

None.

Conflict Disclosure and Consideration of Waivers

None.

Motion by Van Berkum, second by Lee, and unanimously carried to approve the consent agenda including the following items: (1) The hiring of Amanda Haeder/ Substitute Teacher - \$120 per day / Substitute Para-Educator – \$17.87 per hour; Pywe Der/Assistant Coach – Varsity Wrestling - .50%/\$2,340 per year; Cain Glanzer/Assistant Coach – Varsity Wrestling - .50%/\$2,340 per year; Dixie Faughn II/Special Education Para-Buchanan/ \$17.87 per hour; Megan Matthews/School Nutrition-Washington Satellite/\$17.64 per hour; Kristie Barber/ Substitute Teacher - \$120 per day / Substitute Para-Educator – \$17.87 per hour; Malainy Perez/TAP Site Greeter & TAP Classroom Leader-\$18.11 per hour; and Scott Zuccaro / Substitute Teacher - \$120 per day / Substitute Para-Educator – \$17.87 per hour. (2) The bills for payment as presented (see attached listing). (3) Return to home district request #RH-2021-01.

Celebrate Successes in the District

Superintendent Steinhoff reported on the successes in the District.

Reports

- A. Classified Employee of the Month – Jevon Larson, Para-Educator – Buchanan K-1 Center, was recognized as the November 2021 Classified Employee of the Month.
- B. Good News Report – Buchanan staff presented a report on PBIS.
- C. Softball – Terry Rotert reported on the possibility of softball becoming a school sport.
- D. Superintendent’s Report – Kraig Steinhoff presented the Superintendent’s report to the Board.
- E. ASBSD Delegate Assembly – Garret Bischoff reported on the delegate assembly.

Old Business

Motion by Siemonsma, second by Lee, and unanimously carried to approve proposed changes to policy ABAA – District Wide Title I Parental Involvement Policy.

The Board conducted first reading of proposed Policy GCA-18.1(N) School Nurse / CTE Health Science Instructor. No action was taken.

New Business

Motion by Siemonsma, second by Lee, and unanimously carried to approve contributing up to 50% or \$19,737.50 to the flooring replacement project in the Huron Event Center hallway adjacent to the Huron Arena.

Motion by Glanzer, second by Siemonsma, and unanimously carried to appoint Tim Van Berkum the LAN Representative for the 2022 Legislative Session.

Motion by Siemonsma, second by Lee, and unanimously carried to approve CTE Addition construction change order G-3 for \$86,367.

Motion by Lee, second by Van Berkum, and unanimously approved to adjourn at 6:18 p.m.

Garret Bischoff, President

Kelly Christopherson, Business Manager

LIST OF BILLS PD ON 11-22-2021

GENERAL FUND

VENDOR

| | | |
|-------------------------------------|----------------|-----------|
| BUREAU OF ADMINISTRATION | COMMUNICATIONS | 272.15 |
| ELO PROF., LLC | PROF SVC | 5,000.00 |
| HUDL | SUPPLIES | 7,004.11 |
| HURON CLINIC FOUNDATION, LTD | PROF SVC | 220.00 |
| MG OIL COMPANY | SUPPLIES | 14,609.49 |
| NATIONAL INSTITUTE FOR LEARNING DEV | PROF SVC | 679.00 |
| NORTHWESTERN ENERGY | UTILITIES | 1,860.19 |
| QUADIENT LEASING USA, INC. | LEASE | 1,408.59 |
| SDN COMMUNICATIONS | COMMUNICATIONS | 922.32 |
| US BANK VOYAGER FLEET SYSTEMS | SUPPLIES | 736.39 |
| WASTE MANAGEMENT CORPORATE SVCS | SERVICES | 261.27 |

FUND TOTAL 32,973.51

CAPITAL OUTLAY FUND

| | | |
|--|----------|-----------|
| ASSOCIATED CONSULTING ENGINEERING, INC | PROF SVC | 1,040.00 |
| CURT'S HEATING & COOLING | REPAIRS | 16,141.99 |

FUND TOTAL 17,181.99

SPECIAL EDUCATION FUND

| | | |
|-------------------|----------|----------|
| NCS PEARSON, INC. | SUPPLIES | 7,778.26 |
|-------------------|----------|----------|

FUND TOTAL 7,778.26

CHECKING ACCOUNT TOTAL 57,933.76

SCHOOL NUTRITION FUND

| | | |
|------------------------------|----------|--------|
| CHILD & ADULT NUTRITION SER. | FOOD | 842.24 |
| MG OIL COMPANY | SUPPLIES | 199.60 |

FUND TOTAL 1,041.84

CHECKING ACCOUNT TOTAL 1,041.84

Attachment “A”

List of Bills
For Consideration and Approval

| <u>Vendor Name</u> | <u>Vendor Description</u> | <u>Amount</u> |
|--|--------------------------------|---------------|
| <u>Checking</u> | 1 | |
| Checking | 1 Fund: 10 GENERAL FUND | |
| A & R TRUCK EQUIPMENT, INC. | PROF SVC | 1,192.75 |
| ADVANCE AUTO PARTS | SUPPLIES | 46.19 |
| ALC CHRISTIAN LEARNING CENTER PRESCHOOL | PROF SVC | 30.00 |
| AMERICAN FLAGS EXPRESS | SUPPLIES | 425.74 |
| ARROWWOOD RESORT | TRAVEL | 465.80 |
| AUTO BODY CLINIC | SUPPLIES | 1,050.70 |
| B & H PHOTO | SUPPLIES | 1,657.49 |
| BAN-KOE SYSTEMS, INC. | SUPPLIES | 151.62 |
| BARNES & NOBLE | SUPPLIES | 457.76 |
| BARTON'S HEATING & COOLING LLC | SUPPLIES | 16,345.10 |
| BECK ACE HARDWARE | SUPPLIES | 362.24 |
| BLUE TARP FINANCIAL, INC. | SUPPLIES | 4.83 |
| BOB'S PIANO SERVICE, INC. | REPAIRS | 510.00 |
| BUHLS DRYCLEANERS & LINEN SUPPLY | LAUNDRY | 68.00 |
| BUREAU OF ADMINISTRATION | COMMUNICATIONS | 284.69 |
| BURNISON PLUMBING & HEATING | SUPPLIES | 7,392.49 |
| CARLSONS SERVICE CENTER | SUPPLIES | 1,564.71 |
| CDW GOVERNMENT, INC. | SUPPLIES | 753.19 |
| CITY OF HURON | UTILITIES | 8,276.06 |
| CLIMATE SYSTEMS, INC. | SUPPLIES | 9,316.89 |
| COBORNS INC | SUPPLIES | 1,011.33 |
| COLE PAPERS, INC. | SUPPLIES | 4,284.14 |
| CONCORD THEATRICALS | SUPPLIES | 56.25 |
| CREATIVE PRINTING COMPANY | SUPPLIES | 805.51 |
| DAKOTA EDUCATION CONSULTING | PROF SVC | 3,250.00 |
| DAKOTA POTTERS SUPPLY | SUPPLIES | 567.39 |
| DAKOTA WATER SOFTENING INC. | SUPPLIES | 14.30 |
| DECKER EQUIPMENT | SUPPLIES | 4,397.20 |
| DEMCO INC | SUPPLIES | 811.63 |
| DIRECTOR'S ASSISTANT, LLC | SUPPLIES | 2,027.09 |
| ECKMANN, TIFFANY | SUPPLIES | 86.89 |
| EJ'S CLEANING | PROF SVC | 4,144.50 |
| ENCORE DATA PRODUCTS | TECH SUPPLIES | 597.50 |
| EPCO LTD, INC | SUPPLIES | 488.00 |
| FAIR CITY FOODS | SUPPLIES | 305.17 |
| FARM AND HOME PUBLISHERS | SUPPLIES | 130.50 |
| FARMERS CASHWAY | SUPPLIES | 401.01 |
| FARNAM'S GENUINE PARTS | SUPPLIES | 1,115.23 |
| FIRST CLASS DESIGN, INC. | SUPPLIES | 585.00 |
| FOREMAN SALES & SERVICE, INC. | SUPPLIES | 44.85 |
| FRANKLIN PLANNER CORPORATION | SUPPLIES | 38.35 |
| FREEMAN, JR., RODNEY | LEGAL SERVICES | 1,100.00 |
| GARY ZELL'S AUTO GLASS, INC. | REPAIRS | 723.08 |
| GENERATION GENIUS, INC. | SUPPLIES | 3,496.00 |
| GRAINGER | SUPPLIES | 225.38 |

| <u>Vendor Name</u> | <u>Vendor Description</u> | <u>Amount</u> |
|--|---------------------------|---------------|
| GRAYSON AUTO PARTS | SUPPLIES | 779.30 |
| HIGH POINT NETWORKS, LLC | SUPPLIES | 1,530.00 |
| HILLYARD/SIOUX FALLS | SUPPLIES | 1,778.94 |
| HOLY TRINITY CATHOLIC SCHOOL | PROF SVC | 288.50 |
| HURD ALIGNMENT & MACHINE, INC. | SUPPLIES | 40.00 |
| HURON AREA CENTER FOR INDEPENDENCE, INC. | PROF SVC | 638.02 |
| HURON CHAMBER & VISITORS BUREAU | SUPPLIES | 165.00 |
| HURON CLINIC FOUNDATION, LTD | PROF SVC | 110.00 |
| HURON PLAINSMAN, (THE) | PUBLICATIONS | 2,916.48 |
| HURON REGIONAL MEDICAL CENTER | PROF SVC | 840.00 |
| IFRIT TECHNOLOGIES, LLC | SUPPLIES | 70.00 |
| INNOVATIVE OFFICE SOLUTION | SUPPLIES | 2,524.82 |
| INTERSTATE ALL BATTERY CENTER | SUPPLIES | 55.10 |
| J.W. PEPPER & SON, INC. | SUPPLIES | 2,168.71 |
| JOSTENS | SUPPLIES | 976.55 |
| JUNIOR LIBRARY GUILD | SUPPLIES | 1,015.90 |
| KIBBLE EQUIPMENT | SUPPLIES | 1,363.00 |
| KINGDOM KIDS LEARNING CENTER | PROF SVC | 172.50 |
| KOR MANAGEMENT SERVICES, LLC | PROF SVC | 491.50 |
| KYBURZ-CARLSON CONSTRUCTION | PROV SVC | 808.48 |
| LAKESHORE LEARNING MATERIALS | SUPPLIES | 408.97 |
| LAMINATOR.COM INC. | SUPPLIES | 201.24 |
| LEWIS DRUG | SUPPLIES | 108.24 |
| LIMINEX, INC. | SUPPLIES | 5,250.00 |
| MACK METAL SALES INC | SUPPLIES | 40.14 |
| MATHESON TRI-GAS INC | SUPPLIES | 486.41 |
| MEYERS CONSTRUCTION | REPAIRS | 91.40 |
| MG OIL COMPANY | SUPPLIES | 11,131.73 |
| MID STATES AUDIO, INC. | REPAIRS | 125.00 |
| MIDCONTINENT COMMUNICATIONS | COMMUNICATIONS | 4,725.00 |
| MT CALVARY LUTHERAN PRESCHOOL | PROF SVC | 315.00 |
| MUTH ELECTRIC, INC. | SUPPLIES | 1,673.12 |
| NORTHWEST PIPE FITTINGS, INC. | SUPPLIES | 1,463.24 |
| NORTHWESTERN ENERGY | UTILITIES | 48,650.94 |
| OFFICE EQUIPMENT SERVICE | SUPPLIES | 875.00 |
| OFFICE OF FIRE MARSHAL | PROF SVC | 160.00 |
| OFFICE PEEPS | SUPPLIES | 937.54 |
| OLSON, DIANE | PROF SVC | 546.20 |
| OTC BRANDS INC. | SUPPLIES | 1,052.99 |
| POPPLERS MUSIC INC. | SUPPLIES | 4,023.64 |
| PREMIER EQUIPMENT | SUPPLIES | 874.27 |
| PROSTROLLO MOTOR SALES, INC. | REPAIRS | 111.13 |
| REINHART FOODSERVICE, L.L.C. | SUPPLIES | 67.99 |
| RUNNINGS | SUPPLIES | 505.81 |
| RUSHMORE PLAZA HOLIDAY INN | TRAVEL | 3,204.00 |
| SCHOOL OUTFITTERS | TECH SUPPLIES | 161.63 |
| SCHOOL SPECIALTY LLC | SUPPLIES | 1,652.32 |

| <u>Vendor Name</u> | <u>Vendor Description</u> | <u>Amount</u> |
|---------------------------------|---------------------------|-------------------|
| SCOTTS LOCK | SUPPLIES | 340.00 |
| SDHSAA | AMT DUE OTHERS | 17.00 |
| SDN COMMUNICATIONS | COMMUNICATIONS | 922.32 |
| SEE THE TRAINER-SIOUX FALLS | SUPPLIES | 209.00 |
| SOUTHWEST BINDING & LAMINATING | SUPPLIES | 778.80 |
| SPOTLESS CLEANING | PROF SVC | 9,968.00 |
| STAPLES | SUPPLIES | 4,568.24 |
| TAYLOR MUSIC | SUPPLIES | 2,717.00 |
| TEXTBOOK WAREHOUSE | PRINTED TEXTBOOKS | 24.20 |
| TLC OLSON CONSTRUCTION, LLC | REPAIRS | 3,181.02 |
| WASTE MANAGEMENT CORPORATE SVCS | SERVICES | 261.43 |
| WEBSTER SCALE INC | SUPPLIES | 145.00 |
| WENGER CORPORATION | SUPPLIES | 868.03 |
| WOODWIND & BRASSWIND | SUPPLIES | 73.89 |
| WW TIRE SERVICE INC | REPAIRS | 21.00 |
| XTRAMATH | SUPPLIES | 500.00 |
| | Fund Total: | 213,233.23 |

| <u>Vendor Name</u> | <u>Vendor Description</u> | <u>Amount</u> |
|--|---------------------------|-------------------|
| Checking 1 Fund: 21 CAPITAL OUTLAY FUND | | |
| BARNES & NOBLE | SUPPLIES | 162.16 |
| CDW GOVERNMENT, INC. | SUPPLIES | 1,295.34 |
| CLIMATE SYSTEMS, INC. | SUPPLIES | 1,750.00 |
| CREATIVE COMPANY, THE | BOOKS | 219.50 |
| CURT'S HEATING & COOLING | REPAIRS | 16,141.99 |
| FOLLETT SCHOOL SOLUTIONS, INC. | SUPPLIES | 5,136.28 |
| GEOTEK ENGINEERING | PROF SVC | 1,427.50 |
| HOARDING PORTER, LLC | BOOKS | 64.00 |
| KOCH HAZARD | PROF SVC | 6,261.25 |
| KYBURZ-CARLSON CONSTRUCTION | PROV SVC | 192,315.00 |
| LIBRARY STORE, INC., THE | SUPPLIES | 633.40 |
| MARCO TECHNOLOGIES, LLC | COMPUTER EQUIPMENT | 23,669.03 |
| MUTH ELECTRIC, INC. | SUPPLIES | 1,115.27 |
| OFFICE EQUIPMENT SERVICE | SUPPLIES | 6,249.00 |
| OLIVER PRESS, INC. | SUPPLIES | 1,062.35 |
| PENWORTHY COMPANY | SUPPLIES | 482.05 |
| PROTECTIVE ENCLOSURES COMPANY | SUPPLIES | 1,329.98 |
| RIVERSIDE TECHNOLOGIES, INC | REPAIRS | 2,578.00 |
| SCHOLASTIC BOOK CLUBS | BOOKS | 190.50 |
| SCHOOL SPECIALTY LLC | SUPPLIES | 877.07 |
| STERLING COMPUTERS | SUPPLIES | 3,368.39 |
| U.S. BANK ST. PAUL | PRIN & INTEREST | 232,661.88 |
| | Fund Total: | 498,989.94 |

| <u>Vendor Name</u> | <u>Vendor Description</u> | <u>Amount</u> |
|---|---------------------------|---------------|
| Checking 1 Fund: 22 SPECIAL EDUCATION FUND | | |
| CORE EDUCATIONAL COOPERATIVE | PROF SVC | 5,853.80 |
| CORPORATE TRANSLATION SERVICES, INC. | PROF SVC | 29.75 |
| INNOVATIVE OFFICE SOLUTION | SUPPLIES | 232.58 |
| LARSON, KRISTIE | PROF SVC | 6,904.00 |
| NCS PEARSON, INC. | SUPPLIES | 52.50 |

| <u>Vendor Name</u> | <u>Vendor Description</u> | <u>Amount</u> | |
|-------------------------------|---|--------------------------------|-------------------|
| PRO PT, INC. | PROF SVC | 19,645.80 | |
| PROFESSIONAL HEARING SERVICES | SUPPLIES | 1,030.00 | |
| SADDLEBACK EDUCATIONAL INC. | SUPPLIES | 147.17 | |
| STAPLES | SUPPLIES | 92.18 | |
| | | Fund Total: | 33,987.78 |
| Checking | 1 Fund: 32 BOND REDEMPTION FUND-ELEMENTARY | | |
| U.S. BANK | PRIN & INT | 750.00 | |
| | | Fund Total: | 750.00 |
| | | Checking Account Total: | 746,960.95 |

| <u>Vendor Name</u> | | <u>Vendor Description</u> | <u>Amount</u> |
|-------------------------------|----------|---------------------------------------|------------------|
| <u>Checking</u> | 4 | | |
| Checking | 4 | Fund: 51 SCHOOL NUTRITION FUND | |
| BEVERIDGE, COLIN | | FOOD | 3,885.75 |
| CARLSONS SERVICE CENTER | | SUPPLIES | 158.12 |
| COCA COLA OF CENTRAL SD | | FOOD | 804.14 |
| COLE PAPERS, INC. | | PAPER/DISH/CLEANING | 3,320.08 |
| CWD-ABERDEEN | | SUPPLIES | 2,466.25 |
| DAKOTA WATER SOFTENING INC. | | WATER SERVICE | 159.40 |
| DECKER'S PEST CONTROL | | PROF SVC | 375.00 |
| DESIGN SPECIALTIES, INC | | MISC UTENSIL | 441.00 |
| DRAMSTAD REFRIGERATION | | REPAIR/MAINTENANCE | 1,527.75 |
| EAST SIDE JERSEY DAIRY, INC | | FOOD | 10,164.10 |
| HURD ALIGNMENT & SERVICE | | VEHICLE | 5,356.13 |
| HURON SCHOOL ACTIVITY ACCOUNT | | SUPPLIES | 196.89 |
| KASSE, JENNA | | REFUND | 11.00 |
| MG OIL COMPANY | | SUPPLIES | 129.70 |
| PALMQUIST, DREW | | IN DIST TRAVEL | 51.41 |
| REINHART INSTITUTIONAL FOODS | | SUPPLIES | 69,353.97 |
| SCHOOL NUTRITION ASSOCIATION | | MEMBERSHIP | 140.50 |
| SIFUENTES, JASMINE | | IN DIST TRAVEL | 4.12 |
| SIFUENTES, KRYSTEN | | IN DIST TRAVEL | 4.03 |
| WYSHBONE MARKET, LLC | | FOOD | 20.00 |
| | | Fund Total: | 98,569.34 |
| | | Checking Account Total: | 98,569.34 |

| <u>Vendor Name</u> | | <u>Vendor Description</u> | <u>Amount</u> |
|------------------------------|----------|---------------------------------|-----------------|
| <u>Checking</u> | 5 | | |
| Checking | 5 | Fund: 53 ENTERPRISE FUND | |
| BIMBO BAKERIES USA | | FOOD | 69.25 |
| COCA COLA OF CENTRAL SD | | FOOD | 500.00 |
| CWD-ABERDEEN | | SUPPLIES | 652.85 |
| HENRY'S FOODS, INC. | | FOOD | 1,151.46 |
| PB SPORTS | | SUPPLIES | 79.88 |
| REINHART INSTITUTIONAL FOODS | | SUPPLIES | 638.19 |
| SNAPPY POPCORN CO, INC. | | FOOD | 686.00 |
| | | Fund Total: | 3,777.63 |
| | | Checking Account Total: | 3,777.63 |

GROSS PAYROLL

| | |
|--|-----------------------------------|
| INSTRUCTIONAL | 814,943.76 |
| SUPPORT SERVICES | 423,497.22 |
| COMMUNITY SERVICES | 452.82 |
| CO-CURRICULAR | 52,080.01 |
| SPECIAL SERVICES | 352,008.80 |
| SCHOOL NUTRITION | 81,446.62 |
| ENTERPRISE FUND | 3,066.78 |
| TOTAL GROSS PAYROLL FOR NOVEMBER 2021 | <u><u>1,727,496.01</u></u> |

BENEFITS

| | |
|---|---------------------------------|
| SOCIAL SECURITY | 124,741.33 |
| HURON SCHOOL DISTRICT | |
| LIFE INSURANCE & HEALTH INSURANCE | 257,683.80 |
| SOUTH DAKOTA RETIREMENT | 97,046.81 |
| TOTAL BENEFITS FOR NOVEMBER 2021 | <u><u>479,471.94</u></u> |

American Bank & Trust


November 2021 Statement

Page 1 of 3

Open Date: 10/22/2021 Closing Date: 11/22/2021

Account:



Visa® Business Bonus Rewards Card
 HURON SCHOOL DISTRICT (CPN 001040722)

Cardmember Service  1-866-552-8855
 BUS 30 ELN 5 8 14


| | |
|----------------------------|-------------------|
| New Balance | \$1,053.43 |
| Minimum Payment Due | \$11.00 |
| Payment Due Date | 12/19/2021 |


| | |
|---|--------|
| Reward Points | |
| Earned This Statement | 1,316 |
| Reward Center Balance as of 11/21/2021 | 41,868 |
| For details, see your rewards summary. | |


| | | |
|----------------------------|----------|--------------------------|
| Activity Summary | | |
| Previous Balance | + | \$2,892.94 |
| Payments | - | \$2,892.94 ^{CR} |
| Other Credits | | \$0.00 |
| Purchases | + | \$1,053.43 |
| Balance Transfers | | \$0.00 |
| Advances | | \$0.00 |
| Other Debits | | \$0.00 |
| Fees Charged | | \$0.00 |
| Interest Charged | | \$0.00 |
| New Balance | = | \$1,053.43 |
| Past Due | | \$0.00 |
| Minimum Payment Due | | \$11.00 |
| Credit Line | | \$27,000.00 |
| Available Credit | | \$25,946.57 |
| Days in Billing Period | | 32 |



Payment Options:

 Mail payment coupon with a check



 Pay online at myaccountaccess.com

 Pay by phone 1-866-552-8855

Please detach and send coupon with check payable to: Cardmember Service CPN 001040722

Cardmember Service

24-Hour Cardmember Service: 1-866-552-8855

-  to pay by phone
-  to change your address

000005796 01 SP 000638011424859 P Y

HURON SCHOOL DISTRICT
 ACCOUNTS PAYABLE
 PO BOX 949
 HURON SD 57350-0949

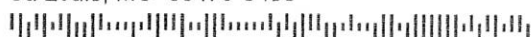


| | |
|---------------------|------------|
| Account Number | |
| Payment Due Date | 12/19/2021 |
| New Balance | \$1,053.43 |
| Minimum Payment Due | \$11.00 |

Amount Enclosed \$ _____

Cardmember Service

P.O. Box 790408
 St. Louis, MO 63179-0408





Bonus Rewards

| | |
|---|--------|
| Rewards Center Activity as of 11/21/2021 | |
| Rewards Center Activity* | 0 |
| Rewards Center Balance | 41,868 |

*This item includes points redeemed, expired and adjusted.

| Rewards Earned | This Statement | Year to Date |
|--------------------------------|----------------|---------------|
| Points Earned on Net Purchases | 1,053 | 31,412 |
| 25% Monthly Bonus | 263 | 7,852 |
| Total Earned | 1,316 | 39,264 |

For rewards program inquiries and redemptions, call 1-888-229-8864 from 8:00 am to 10:00 pm (CST) Monday through Friday, 8:00 am to 5:30 pm (CST) Saturday and Sunday. Automated account information is available 24 hours a day, 7 days a week.

Important Messages

Paying Interest: You have a 24 to 30 day interest-free period for Purchases provided you have paid your previous balance in full by the Payment Due Date shown on your monthly Account statement. In order to avoid additional INTEREST CHARGES on Purchases, you must pay your new balance in full by the Payment Due Date shown on the front of your monthly Account statement.

There is no interest-free period for transactions that post to the Account as Advances or Balance Transfers except as provided in any Offer Materials. Those transactions are subject to interest from the date they post to the Account until the date they are paid in full.

Speed through checkout while earning rewards with PayPal. Go to the Mobile App or manage your account online. Link your card to PayPal today.

Transactions CHRISTOPHERSON, KELLY Credit Limit: \$27000

| Post Date | Trans Date | Ref # | Transaction Description | Amount | Notation |
|-----------------------------------|------------|-------|---------------------------------------|-------------------|----------|
| Purchases and Other Debits | | | | | |
| 10/29 | 10/28 | 3292 | THERMOWORKS INC 801-756-7705 UT | \$244.99 | _____ |
| 11/02 | 11/01 | 4110 | 2CO.COM*TELESTREAM.NET 888-2471614 GA | \$105.44 | _____ |
| 11/15 | 11/12 | 3183 | UPFITSPLY UPFITSUPPLY.C MI | \$703.00 | _____ |
| Total for Account | | | | \$1,053.43 | |

Transactions BILLING ACCOUNT ACTIVITY

| Post Date | Trans Date | Ref # | Transaction Description | Amount | Notation |
|-----------------------------------|------------|-------|-------------------------|--------------------------------|----------|
| Payments and Other Credits | | | | | |
| 11/15 | 11/12 | 0022 | PAYMENT THANK YOU | \$2,892.94 _{CR} | _____ |
| Total for Account | | | | \$2,892.94_{CR} | |

| 2021 Totals Year-to-Date | |
|--------------------------------|--------|
| Total Fees Charged in 2021 | \$0.00 |
| Total Interest Charged in 2021 | \$0.00 |





Interest Charge Calculation

Your Annual Percentage Rate (APR) is the annual interest rate on your account.

**APR for current and future transactions.

| Balance Type | Balance By Type | Balance Subject to Interest Rate | Variable | Interest Charge | Annual Percentage Rate | Expires with Statement |
|--------------------|-----------------|----------------------------------|----------|-----------------|------------------------|------------------------|
| **BALANCE TRANSFER | \$0.00 | \$0.00 | YES | \$0.00 | 14.99% | |
| **PURCHASES | \$1,053.43 | \$0.00 | YES | \$0.00 | 14.99% | |
| **ADVANCES | \$0.00 | \$0.00 | YES | \$0.00 | 23.99% | |

Contact Us

| | | | |
|---|---|--|--|
|  Phone Voice: 1-866-552-8855 TDD: 1-888-352-6455 Fax: 1-866-807-9053 |  Questions Cardmember Service P.O. Box 6353 Fargo, ND 58125-6353 |  Mail payment coupon with a check Cardmember Service P.O. Box 790408 St. Louis, MO 63179-0408 |  Online myaccountaccess.com |
|---|---|--|--|

End of Statement

HURON SCHOOL DISTRICT



Link your credit card to PayPal today!!!

Earn rewards while you shop the millions of sites that accept PayPal. Experience faster checkouts, added security and convenience. It's all there for you when you link your card to PayPal.

Link your card in the Mobile App or online today.

Recent updates to your account may impact your eligibility to enroll in PayPal. Account must be open and in good standing to earn and redeem rewards and benefits. Rewards are based on eligible net purchases (purchases minus credits and returns). Not all transactions are eligible to earn rewards, limitations apply. See your Cardmember Agreement for details.

Eckmann, Tiffany

From: orders@thermoworks.com
Sent: Thursday, October 28, 2021 10:16 AM
To: Huron AP
Subject: Your order no. 831-SO-3640446 has been fulfilled

Caution: This email originated from outside the K-12 email system. Do not click links or open attachments unless you recognize the sender and know the content is safe.

Dear Huron School District,

We thought you might like to know that your order 831-SO-3640446 has shipped.

Ship Via: USPS Priority Flat Rate - (3-7 days for delivery)

Tracking number(s):
9405511206027864807641

(Note: tracking may not be available for 24 hours; "transit and delivery days" do not include weekends, holidays, and the day the order is processed.)

Order Summary:

| Item | Qty | Description | Options | Rate | Amount |
|---|-----|------------------|---------|--------------------|-----------------|
| WAND™ - No Touch Forehead Thermometer (FDA-Cleared) | 10 | ThermoWorks WAND | | \$24.00 | \$240.00 |
| | | | | Tax | \$0.00 |
| | | | | Total | \$240.00 |
| | | | | Shipping | \$4.99 |
| | | | | Tax | \$0.00 |
| | | | | Grand Total | \$244.99 |

Order Shipping Information:

Tiffany Eckmann
Huron School District
150 5th St Sw
Huron SD 57350
United States

Ship Via: USPS Priority Flat Rate - (3-7 days for delivery)

If you have any questions or concerns please call us at 801-756-7705 during normal business hours, M-F 6am-8pm and Saturdays 9am-4pm Mountain Time or email orders@thermoworks.com.

ThermoWorks Return Policy: Returns for credit are only accepted from the original purchaser. Returns or exchanges allowed within 30 days only if product is unused, unopened and includes all original materials. Exchanges are subject to shipping charges and any additional difference in product cost. Customs, special orders, and calibrations are not refundable. Individual kit items cannot be exchanged or returned.

Warranty Notice: Please note that technical support and warranty coverage are only available on ThermoWorks products that are purchased directly from ThermoWorks or from ThermoWorks' Authorized Dealers. Neither Amazon nor eBay nor any seller on those sites is an authorized dealer of ThermoWorks.



Invoice

Invoice No: BI44941413
Date: November 01, 2021
Order No: 165824547

Provided by:

Avangate Inc dba 2Checkout
11700 Great Oaks Way no. 210, 30022
Alpharetta , Georgia
Country VAT ID: United States of America
VAT ID: 26-0160456
E-mail: info@2checkout.com

Provided to:

Huron School District 2-2
Kelly Christopherson
150 5th St SW
Huron 57350
South Dakota, United States of America
E-mail: Michael.Dramstad@k12.sd.us

Delivered to:

Huron School District 2-2
Kelly Christopherson
150 5th St SW
Huron 57350
South Dakota, United States of America
E-mail: Michael.Dramstad@k12.sd.us

Invoice Details

| No Products | Units | Unit Price (USD) | Sales TAX (USD) | Value (USD) |
|--|-------|------------------|-----------------|-------------|
| 1 Wirecast Insider Access Plan including Free Upgrades Renewal | 1 | 99.00 | 6.44 (6.50 %) | 99.00 |

Delivery date: 2021-11-01
Sales TAX (USD): 6.44
Total (USD): 105.44
Invoice Status: PAID

Payment Details

Payment method used: Visa/MasterCard
Your credit card (#####5234) has been successfully charged. Please note that the charge on your credit card will appear as 'telestream.net'.

The purchased products and services are delivered in accordance with the terms and conditions published on www.telestream.net website and agreed during the online order. For technical support please contact desktopsupport@telestream.net

Eckmann, Tiffany

From: Upfit Supply <support@upfitsupply.com>
Sent: Friday, November 12, 2021 12:21 PM
To: Eckmann, Tiffany
Subject: [EXT] Order Received - Upfit Supply Order #14704

Caution: This email originated from outside the K-12 email system. Do not click links or open attachments unless you recognize the sender and know the content is safe.

Thank you for your order

Hi Tiffany,

Just to let you know — we've received your order #14704, and it is now being processed:

[Order #14704] (November 12, 2021)

| Product | Quantity | Price |
|---|----------|-----------------------------------|
| Full Partition - Screen - Steel, Standard/High-Roof, RAM ProMaster - 96142-3-01 | 1 | \$504.00 |
| Swing Door Conversion Kit - 96901-3- 01 | 1 | \$82.00 |
| Subtotal: | | \$586.00 |
| Shipping: | | \$117.00 via Standard Shipping |
| Tax: | | \$0.00 |

| | |
|------------------------|-------------|
| Payment method: | Credit Card |
| Total: | \$703.00 |

Billing address

*Tiffany Eckmann
Huron School District
150 5th St. SW
Huron, SD 57350
6053536995
tiffany.eckmann@k12.sd.us*

Thanks for using upfitsupply.com!

Shipping address

*Tiffany Eckmann
Huron School District
150 5th St. SW
Huron, SD 57350*

Uplift Supply

MANAGE NOTIFICATIONS

Attachment “B”

Imprest Account Check Register

Checking Account ID: 1

Check Type: Check

| Check Number | Check Date | Cleared | Void | Void Date | Entity ID | Entity Name | Amount |
|--------------|------------|---------|------|------------|-----------|-------------------------------|----------|
| 81935 | 11/09/2021 | | | | 015120 | AMERICINN MADISON | 231.00 |
| 81936 | 11/09/2021 | | | | 010052 | CHAR CARDA | 120.00 |
| 81937 | 11/09/2021 | | | | 014142 | SARAH CARR | 150.00 |
| 81938 | 11/09/2021 | | | | 013175 | CENTURY LINK | 616.44 |
| 81939 | 11/09/2021 | | | | 012429 | JENNIFER FUCHS | 360.00 |
| 81940 | 11/09/2021 | | | | 012429 | JENNIFER FUCHS | 135.00 |
| 81941 | 11/09/2021 | | | | 010112 | MITCH GAFFER | 80.00 |
| 81942 | 11/09/2021 | | | | 013913 | NANCY KEMPF | 59.60 |
| 81943 | 11/09/2021 | | | | 010092 | STEPHANIE KJETLAND | 159.36 |
| 81944 | 11/09/2021 | | | | 006156 | MANOLIS GROCERY | 69.48 |
| 81945 | 11/09/2021 | | | | 013622 | TIM NIHART | 135.00 |
| 81946 | 11/09/2021 | | | | 012936 | QUALITY INN & SUITES | 1,120.00 |
| 81947 | 11/09/2021 | | | | 014476 | THE RUSHMORE HOTEL & SUITES | 268.00 |
| 81948 | 11/09/2021 | | | | 014944 | KARISSA SCHRODER | 75.00 |
| 81949 | 11/09/2021 | | | | 014592 | STEPHANIE TSCHETTER | 495.00 |
| 81950 | 11/09/2021 | | | | 015121 | GLORIA VAURA | 168.60 |
| 81951 | 11/10/2021 | | | | 015122 | DAN CONRAD | 50.00 |
| 81952 | 11/10/2021 | | | | 012285 | GARY DUFFY | 90.00 |
| 81953 | 11/10/2021 | | | | 013622 | TIM NIHART | 45.00 |
| 81954 | 11/10/2021 | | | | 010891 | MIKE RUTH | 45.00 |
| 81955 | 11/10/2021 | | | | 015123 | CHAD STADEM | 50.00 |
| 81956 | 11/10/2021 | | | | 012212 | SCOTT WAGNER | 152.16 |
| 81957 | 11/15/2021 | | | | 015061 | DANCI DUNKELBERGER | 80.00 |
| 81958 | 11/15/2021 | | | | 014685 | JOSH LIEN | 1,470.00 |
| 81959 | 11/15/2021 | | | | 007981 | SDHSAA | 1,257.00 |
| 81960 | 11/17/2021 | | | | 002075 | CHESTERMAN COMPANY | 22.05 |
| 81961 | 11/17/2021 | | | | 010947 | DIV OF CRIMINAL INVESTIGATION | 43.25 |
| 81962 | 11/17/2021 | | | | 010112 | MITCH GAFFER | 171.91 |
| 81963 | 11/17/2021 | | | | 012288 | JOHN HALBKAT | 10.64 |
| 81964 | 11/17/2021 | | | | 015124 | JACOB HOTCHKISS | 80.00 |
| 81965 | 11/17/2021 | | | | 014974 | ELIZABETH KATZ | 322.54 |
| 81966 | 11/17/2021 | | | | 014701 | NATE LYON | 130.00 |
| 81967 | 11/17/2021 | | | | 007981 | SDHSAA | 1,507.50 |
| 81968 | 11/17/2021 | | | | 014948 | SDMEA | 90.00 |
| 81983 | 11/23/2021 | | | | 014023 | BROOKINGS AREA CPR CTC | 6.00 |
| 81984 | 11/23/2021 | | | | 014793 | DODIE CHADA | 205.64 |
| 81985 | 11/23/2021 | | | | 010566 | JENNY CHRISTIAN | 235.04 |
| 81986 | 11/23/2021 | | | | 014239 | HAMPTON INN | 495.00 |
| 81987 | 11/23/2021 | | | | 015126 | HURON HOSA CHAPTER | 500.00 |
| 81988 | 11/23/2021 | | | | 004450 | (THE) HURON PLAINSMAN | 185.38 |
| 81989 | 11/23/2021 | | | | 010512 | LISA MCCARTY | 59.16 |
| 81990 | 11/23/2021 | | | | 010687 | NORTH AREA HONOR BAND | 240.00 |
| 81991 | 11/23/2021 | | | | 015125 | RUSHMORE PLAZA HOLIDAY INN | 1,776.00 |
| 81992 | 11/23/2021 | | | | 012189 | LISA SCHROEDER | 135.50 |
| 81993 | 11/23/2021 | | X | 11/30/2021 | 013615 | KIPPY UDEHN | 179.60 |
| 81994 | 11/23/2021 | | | | 011758 | WALMART | 100.00 |
| 81995 | 11/23/2021 | | | | 011758 | WALMART | 38.43 |
| 81996 | 12/02/2021 | | | | 012110 | ROGER AHLERS | 101.16 |
| 81997 | 12/02/2021 | | | | 015130 | DANYELLE BROTHERTON | 212.27 |
| 81998 | 12/02/2021 | | | | 013272 | CARDMEMBER SERVICE | 1,053.43 |
| 81999 | 12/02/2021 | | | | 014119 | CELERITY BROADBAND LLC | 2,841.56 |
| 82000 | 12/02/2021 | | | | 013175 | CENTURY LINK | 747.98 |
| 82001 | 12/02/2021 | | | | 013175 | CENTURY LINK | 158.49 |
| 82002 | 12/02/2021 | | | | 010112 | MITCH GAFFER | 142.11 |
| 82003 | 12/02/2021 | | | | 012288 | JOHN HALBKAT | 154.46 |
| 82004 | 12/02/2021 | | | | 004326 | HUDL | 995.89 |
| 82005 | 12/02/2021 | | | | 014176 | JOLENE KONECHNE | 65.88 |
| 82006 | 12/02/2021 | | | | 006242 | MIDCONTINENT COMMUNICATIONS | 1,310.00 |

Checking Account ID: 1

Check Type: Check

| Check Number | Check Date | Cleared | Void | Void Date | Entity ID | Entity Name | Amount |
|-------------------------|------------|---------|------|-------------|-----------|-----------------------|--------------------------------|
| 82007 | 12/02/2021 | | | | 014575 | DANIELLE RADKE | 21.56 |
| 82008 | 12/02/2021 | | | | 013133 | MIKE RADKE | 424.77 |
| 82009 | 12/02/2021 | | | | 010904 | RAPID CITY CENTRAL HS | 350.00 |
| 82010 | 12/02/2021 | | | | 014329 | LORINDA VAN BERKUM | 10.65 |
| 82011 | 12/02/2021 | | | | 015129 | LORI WARNE | 125.00 |
| 82012 | 12/07/2021 | | | | 002075 | CHESTERMAN COMPANY | 36.75 |
| 82013 | 12/07/2021 | | | | 010963 | DOMINO'S | 446.14 |
| 82014 | 12/07/2021 | | | | 004350 | FAIR CITY FOODS | 133.18 |
| 82015 | 12/07/2021 | | | | 013570 | DARLA HALBKAT | 20.13 |
| 82016 | 12/07/2021 | | | | 012288 | JOHN HALBKAT | 102.45 |
| 82017 | 12/07/2021 | | | | 015124 | JACOB HOTCHKISS | 85.00 |
| 82018 | 12/07/2021 | | | | 010766 | DON KAYSER | 111.76 |
| 82019 | 12/07/2021 | | | | 014701 | NATE LYON | 85.00 |
| 82020 | 12/07/2021 | | | | 014088 | MADISON HIGH SCHOOL | 125.00 |
| 82021 | 12/07/2021 | | | | 010850 | LINDA PIETZ | 42.55 |
| 82022 | 12/07/2021 | | | | 011244 | MIKE POOLEY | 144.52 |
| 82023 | 12/07/2021 | | | | 010124 | TERRY ROTERT | 13.80 |
| 82024 | 12/07/2021 | | | | 010668 | SARAH RUBISH | 186.84 |
| 82025 | 12/07/2021 | | | | 014925 | RALYNA SCHILLING | 88.20 |
| 82026 | 12/07/2021 | | | | 014422 | CHAD VOSSEKUIL | 190.72 |
| Check Type Total: | | Check | | Void Total: | | 179.60 | Total without Voids: 24,362.93 |
| Checking Account Total: | | 1 | | Void Total: | | 179.60 | Total without Voids: 24,362.93 |
| Grand Total: | | | | Void Total: | | 179.60 | Total without Voids: 24,362.93 |

Attachment “C”

Custodial Account
Summary Check Register

11/30/2021 2:14 PM

User ID: BIS

Checking Account ID: 7

Check Type: Check

| Check Number | Check Date | Cleared | Void | Void Date | Entity ID | Entity Name | Amount |
|--------------|------------|---------|------|-----------|-----------|---------------------------|----------|
| 9952 | 11/03/2021 | | | | 002230 | CREATIVE PRINTING COMPANY | 66.03 |
| 9953 | 11/03/2021 | | | | 010340 | BARB MYHRE | 25.00 |
| 9954 | 11/03/2021 | | | | 007054 | POPPLERS MUSIC INC. | 38.95 |
| 9955 | 11/03/2021 | | | | 008166 | SIGNATURE PLUS | 1,171.50 |
| 9956 | 11/09/2021 | | | | 010380 | MIKE CARDA | 32.00 |
| 9957 | 11/09/2021 | | | | 004975 | JOSTENS | 2,115.32 |
| 9958 | 11/09/2021 | | | | 014110 | PRIME TIME TAVERN | 399.30 |
| 9959 | 11/09/2021 | | | | 015109 | TRUMAN SAVERY | 25.00 |
| 9960 | 11/09/2021 | | | | 008166 | SIGNATURE PLUS | 263.50 |
| 9961 | 11/17/2021 | | | | 012275 | LINDSEY BREWER | 107.06 |
| 9962 | 11/17/2021 | | | | 014449 | KIWANIS CHILDREN'S FUND | 1,896.00 |
| 9963 | 11/17/2021 | | | | 010624 | MICHAEL POSTMA | 5,934.76 |
| 9964 | 11/17/2021 | | | | 800182 | SD FFA ASSOCIATION | 540.00 |
| 9965 | 11/17/2021 | | | | 008722 | WALKER'S FLOWER SHOP | 63.90 |
| 9966 | 11/24/2021 | | | | 015127 | AKINA DECKER | 50.61 |
| 9967 | 11/24/2021 | | | | 014402 | KRISTEN JURGENS | 106.50 |
| 9968 | 11/24/2021 | | | | 014685 | JOSH LIEN | 1,380.65 |
| 9969 | 11/24/2021 | | | | 005947 | GLENN MARTINSON | 26.18 |
| 9970 | 11/24/2021 | | | | 000609 | LISA OVERBAY | 53.25 |
| 9971 | 11/24/2021 | | | | 010032 | RAINBOW FLOWER SHOP | 195.00 |
| 9972 | 11/24/2021 | | | | 010668 | SARAH RUBISH | 104.99 |
| 9973 | 11/24/2021 | | | | 008166 | SIGNATURE PLUS | 351.45 |
| 9974 | 11/24/2021 | | | | 014742 | SCOTT SPANTON | 27.88 |
| 9975 | 11/24/2021 | | | | 008722 | WALKER'S FLOWER SHOP | 51.12 |

| | | | | | |
|-------------------------|--------------|-------------|------|----------------------|-----------|
| Check Type Total: | Check | Void Total: | 0.00 | Total without Voids: | 15,025.95 |
| Checking Account Total: | 7 | Void Total: | 0.00 | Total without Voids: | 15,025.95 |
| | Grand Total: | Void Total: | 0.00 | Total without Voids: | 15,025.95 |

Attachment “D”

Financial Reports

- District Insurance & Flex Account
- Huron School District Custodial Accounts
- Balance Sheet
- Revenue Report
- Summary Expenditure Report
- Detail Expenditure Report

Huron School District Insurance and Flex Account

November-2021

| <u>American Bank & Trust</u> | | <u>HEALTH</u> | <u>DENTAL</u> | <u>Life</u> | <u>OPT. LIFE</u> | <u>FLEX</u> | <u>Flex Fee</u> | <u>BALANCE</u> |
|----------------------------------|-------------------|-------------------|-----------------|-----------------|------------------|------------------|-----------------|-------------------|
| <u>BALANCE</u> | 10/31/2021 | 61,936.88 | 1,084.84 | 68.21 | 212.87 | 26,460.31 | 6,400.92 | 96,164.03 |
| <u>RECEIPTS</u> | | | | | | | | |
| Premiums | | 322,312.23 | 3,343.08 | | | | | |
| 2020 Flex Refund | | | | | | | | |
| Flex Life | | | | 1,523.30 | | 10,466.17 | 399.00 | |
| Loan Interest | | 72.47 | | | 885.56 | | | |
| Optional Life | | | | | | | | |
| TOTAL RECEIPTS | | 322,384.70 | 3,343.08 | 1,523.30 | 885.56 | 10,466.17 | 399.00 | 339,001.81 |
| <u>DISBURSEMENTS</u> | | | | | | | | |
| ASBSD - health | | 298,185.66 | | | | | | |
| Flex Claims | | | | | | 5,013.22 | | |
| Flex Fee | | | | | | | 384.75 | |
| Flex Initial Fund | | | | | | | | |
| Life | | | | 1,523.30 | | | | |
| Optional Life | | | | | 836.76 | | | |
| Dental | | | 2,832.10 | | | | | |
| TOTAL DISBURSEMENTS | | 298,185.66 | 2,832.10 | 1,523.30 | 836.76 | 5,013.22 | 384.75 | 308,775.79 |
| BALANCE | 11/30/2021 | 86,135.92 | 1,595.82 | 68.21 | 261.67 | 31,913.26 | 6,415.17 | 126,390.05 |
| | | | | | | | | <u>126,390.05</u> |
| | | | | | | | | <u>126,390.05</u> |

HURON SCHOOL DISTRICT CUSTODIAL ACCOUNTS

November 2021

| MIDDLE SCHOOL ACCOUNTS | | | | | |
|--------------------------------|----------------------|---------------------|---------------------|----------------------|--|
| Library | \$ 235.66 | \$ - | \$ - | \$ 235.66 | |
| Student Council | \$ 8,773.79 | \$ - | \$ - | \$ 8,773.79 | |
| Vocal | \$ 915.68 | \$ - | \$ - | \$ 915.68 | |
| Industrial Technology/FACS | \$ 1,478.55 | \$ - | \$ - | \$ 1,478.55 | |
| Band Club | \$ 4,112.41 | \$ - | \$ 38.95 | \$ 4,073.46 | |
| MS Parent Advisory Council | \$ 7,056.64 | \$ 180.00 | \$ 157.11 | \$ 7,079.53 | |
| Munce's Math Night | \$ 20.63 | \$ - | \$ - | \$ 20.63 | |
| Middle School Teachers | \$ 1,254.67 | \$ 50.52 | \$ - | \$ 1,305.19 | |
| Destination Imagination | \$ 13,569.52 | \$ 5,265.00 | \$ - | \$ 18,834.52 | |
| Kindness Club | \$ 2,032.11 | \$ 3,025.00 | \$ - | \$ 5,057.11 | |
| MS Quiz Bowl | \$ - | \$ - | \$ - | \$ - | |
| MS Orchestra | \$ 2,722.58 | \$ - | \$ 66.03 | \$ 2,656.55 | |
| TOTAL MIDDLE SCHOOL | \$ 42,172.24 | \$ 8,520.52 | \$ 262.09 | \$ 50,430.67 | |
| ATHLETIC CLUBS | | | | | |
| High School Football | \$ 10,946.96 | \$ 50.00 | \$ 27.88 | \$ 10,969.08 | |
| High School Volleyball | \$ 6,885.30 | \$ - | \$ 1,980.35 | \$ 4,904.95 | |
| High School Gymnastics | \$ 918.70 | \$ - | \$ - | \$ 918.70 | |
| High School Girl's BB | \$ 473.53 | \$ - | \$ - | \$ 473.53 | |
| Girl's Tennis | \$ 2,764.15 | \$ - | \$ 1,171.50 | \$ 1,592.65 | |
| High School Golf | \$ 1,430.23 | \$ - | \$ - | \$ 1,430.23 | |
| High School Wrestling | \$ 8,224.12 | \$ - | \$ - | \$ 8,224.12 | |
| Cross Country | \$ 2,362.80 | \$ - | \$ - | \$ 2,362.80 | |
| Girl's Soccer | \$ 243.62 | \$ - | \$ - | \$ 243.62 | |
| Boy's Tennis | \$ 190.67 | \$ 1,410.00 | \$ - | \$ 1,600.67 | |
| Sideline Cheerleaders | \$ 726.13 | \$ - | \$ - | \$ 726.13 | |
| Cheer/Dance | \$ 1,270.11 | \$ - | \$ - | \$ 1,270.11 | |
| Power Lifting | \$ 90.25 | \$ - | \$ - | \$ 90.25 | |
| TOTAL ATHLETIC CLUBS | \$ 36,526.57 | \$ 1,460.00 | \$ 3,179.73 | \$ 34,806.84 | |
| OTHER DISTRICT ACCOUNTS | | | | | |
| Administrators | \$ 595.45 | \$ 25.00 | \$ 113.90 | \$ 506.55 | |
| SPED Accounts | \$ 10,253.30 | \$ 700.00 | \$ - | \$ 10,953.30 | |
| Buchanan Elementary | \$ 15,776.78 | \$ - | \$ - | \$ 15,776.78 | |
| Madison PTO | \$ 2,135.91 | \$ 48.64 | \$ 26.18 | \$ 2,158.37 | |
| Washington Elementary | \$ 4,572.18 | \$ 45.00 | \$ - | \$ 4,617.18 | |
| Huron Tennis Association | \$ 5,590.90 | \$ - | \$ - | \$ 5,590.90 | |
| 50/50 | \$ 1,876.50 | \$ 164.00 | \$ - | \$ 2,040.50 | |
| Washington PTO | \$ 5,908.80 | \$ - | \$ - | \$ 5,908.80 | |
| Interest Earned | \$ 916.79 | \$ 179.37 | \$ - | \$ 1,096.16 | |
| TOTAL OTHER ACCOUNTS | \$ 47,626.61 | \$ 1,162.01 | \$ 140.08 | \$ 48,648.54 | |
| MONTH TO DATE | \$ 273,736.96 | \$ 39,791.57 | \$ 15,025.95 | \$ 298,502.58 | |

| <u>Account Number</u> | <u>Description</u> | <u>Previous Balance</u> | <u>Current Month</u> | <u>Ending Balance</u> |
|---|----------------------------------|-------------------------|----------------------|------------------------|
| Fund: 00 GENERAL LONG-TERM DEBT GROUP | | | | |
| <u>Long-term Liabilities</u> | | | | |
| 00 501 | BONDS PAYABLE | 32,740,000.00 | 0.00 | 32,740,000.00 |
| 00 502 | C.O. CERTIFICATES PAYABLE | 11,660,000.00 | 0.00 | 11,660,000.00 |
| 00 504 | ACCRUED LEAVE PAYABLE | 147,120.00 | 0.00 | 147,120.00 |
| 00 509 | OTHER LONG-TERM LIABILITIES | 819,699.70 | 0.00 | 819,699.70 |
| | Long-term Liabilities Subtotal: | <u>45,366,819.70</u> | <u>0.00</u> | <u>45,366,819.70</u> |
| <u>Fund Balance</u> | | | | |
| 00 706 | NET INVESTMENT IN CAPITAL ASSETS | (45,061,742.70) | 0.00 | (45,061,742.70) |
| 00 708 | UNRESTRICTED NET POSITION | (305,077.00) | 0.00 | (305,077.00) |
| | Fund Balance Subtotal: | <u>(45,366,819.70)</u> | <u>0.00</u> | <u>(45,366,819.70)</u> |
| Total Liabilities, Deferred Inflows of Resources, and Fund Equity: | | <u>0.00</u> | <u>0.00</u> | <u>0.00</u> |

| <u>Account Number</u> | <u>Description</u> | <u>Previous Balance</u> | <u>Current Month</u> | <u>Ending Balance</u> |
|--|----------------------------------|-------------------------|----------------------|-----------------------|
| Fund: 10 GENERAL FUND | | | | |
| <u>Current Assets</u> | | | | |
| 10 101 | CASH IN BANK | 4,028,283.99 | 932,655.98 | 4,960,939.97 |
| 10 103 | CASH CHANGE | 12,580.00 | 0.00 | 12,580.00 |
| 10 108 | IMPREST | 25,000.00 | 0.00 | 25,000.00 |
| 10 110 | TAXES RECEIVABLE | 2,108,968.76 | 0.00 | 2,108,968.76 |
| 10 112 | TAXES REC. - DELINQUENT | 65,729.67 | 0.00 | 65,729.67 |
| 10 120 | ACCOUNTS RECEIVABLE | 6,298.17 | 0.00 | 6,298.17 |
| 10 140 | DUE FROM STATE GOVERNMENT | 379,949.40 | 0.00 | 379,949.40 |
| 10 192 | PREPAID WORKERS COMP. EXP. | 43,132.93 | (5,931.86) | 37,201.07 |
| | Current Assets Subtotal: | 6,669,942.92 | 926,724.12 | 7,596,667.04 |
| <u>Other Assets</u> | | | | |
| 10 390 | BUDGETED REVENUE | 22,046,000.00 | 0.00 | 22,046,000.00 |
| 10 392 | LESS: REVENUE RECEIVED | (5,214,238.59) | (2,859,771.02) | (8,074,009.61) |
| | Other Assets Subtotal: | 16,831,761.41 | (2,859,771.02) | 13,971,990.39 |
| Total Assets and Deferred Outflows of Resources: | | 23,501,704.33 | (1,933,046.90) | 21,568,657.43 |
| <u>Current Liabilities</u> | | | | |
| 10 402 | ACCOUNTS PAYABLE | 195,689.17 | 17,544.06 | 213,233.23 |
| 10 404 | CONTRACTS PAYABLE | 0.00 | 0.00 | 0.00 |
| 10 415 | AMOUNT HELD FOR OTHERS | 0.00 | 0.00 | 0.00 |
| 10 451 | FICA TAX | 0.00 | 0.00 | 0.00 |
| 10 452 | RETIREMENT PAYABLE | 0.00 | 0.00 | 0.00 |
| 10 453 | HEALTH INS. PAYABLE | 0.00 | 0.00 | 0.00 |
| 10 454 | PR DEDUCTION-DEPENDENT CARE | 0.00 | 0.00 | 0.00 |
| 10 455 | DUES PAYABLE | 0.00 | 0.00 | 0.00 |
| 10 456 | PR DEDUCTION-TSA | 0.00 | 0.00 | 0.00 |
| 10 457 | MISC DEDUCTS PAYABLE | 5,161.04 | 0.00 | 5,161.04 |
| 10 458 | LIFE PAYABLE | 0.00 | 0.00 | 0.00 |
| 10 459 | PR DEDUCTION-DENTAL | 0.00 | 0.00 | 0.00 |
| 10 460 | CAFETERIA COMP PAYABLE | 0.00 | 0.00 | 0.00 |
| 10 461 | NORDBY CENTER | 0.00 | 0.00 | 0.00 |
| | Current Liabilities Subtotal: | 200,850.21 | 17,544.06 | 218,394.27 |
| <u>Long-term Liabilities</u> | | | | |
| 10 551 | UNAVAILABLE REVENUE - PROP TAXES | 2,174,698.43 | 0.00 | 2,174,698.43 |
| | Long-term Liabilities Subtotal: | 2,174,698.43 | 0.00 | 2,174,698.43 |
| <u>Other Liabilities</u> | | | | |
| 10 603 | ENCUMBRANCES | (43,486.36) | 8,784.64 | (34,701.72) |
| 10 690 | BUDGETED EXPENDITURES | 22,600,000.00 | 0.00 | 22,600,000.00 |
| 10 692 | LESS: EXPENDITURES TO DATE | (5,678,469.38) | (1,950,590.96) | (7,629,060.34) |
| 10 694 | LESS: ENCUMBRANCE COMMITMENTS | 43,486.36 | (8,784.64) | 34,701.72 |

| <u>Account Number</u> | <u>Description</u> | <u>Previous Balance</u> | <u>Current Month</u> | <u>Ending Balance</u> |
|---|-----------------------------|-------------------------|-----------------------|-----------------------|
| | Other Liabilities Subtotal: | 16,921,530.62 | (1,950,590.96) | 14,970,939.66 |
| | | | | |
| <u>Fund Balance</u> | | | | |
| 10 752 | BUDGETED SURPLUS (DEFICIT) | (554,000.00) | 0.00 | (554,000.00) |
| 10 760 | UNASSIGNED | 4,758,625.07 | 0.00 | 4,758,625.07 |
| | Fund Balance Subtotal: | 4,204,625.07 | 0.00 | 4,204,625.07 |
| Total Liabilities, Deferred Inflows of Resources, and Fund Equity: | | 23,501,704.33 | (1,933,046.90) | 21,568,657.43 |

| <u>Account Number</u> | <u>Description</u> | <u>Previous Balance</u> | <u>Current Month</u> | <u>Ending Balance</u> |
|---|----------------------------------|-------------------------|-----------------------|-----------------------|
| Fund: 21 CAPITAL OUTLAY FUND | | | | |
| <u>Current Assets</u> | | | | |
| 21 101 | CASH IN BANK | 1,281,508.03 | 240,770.52 | 1,522,278.55 |
| 21 110 | TAXES RECEIVABLE | 1,708,167.79 | 0.00 | 1,708,167.79 |
| 21 112 | TAXES REC. - DELINQUENT | 39,032.92 | 0.00 | 39,032.92 |
| 21 120 | ACCOUNTS RECEIVABLE | 0.00 | 0.00 | 0.00 |
| 21 140 | DUE FROM STATE GOVERNMENT | 538,256.35 | 0.00 | 538,256.35 |
| | Current Assets Subtotal: | <u>3,566,965.09</u> | <u>240,770.52</u> | <u>3,807,735.61</u> |
| <u>Other Assets</u> | | | | |
| 21 390 | BUDGETED REVENUE | 6,499,000.00 | 0.00 | 6,499,000.00 |
| 21 392 | LESS: REVENUE RECEIVED | (152,398.56) | (1,189,440.42) | (1,341,838.98) |
| | Other Assets Subtotal: | <u>6,346,601.44</u> | <u>(1,189,440.42)</u> | <u>5,157,161.02</u> |
| Total Assets and Deferred Outflows of Resources: | | <u>9,913,566.53</u> | <u>(948,669.90)</u> | <u>8,964,896.63</u> |
| <u>Current Liabilities</u> | | | | |
| 21 402 | ACCOUNTS PAYABLE | 931,487.91 | (432,497.97) | 498,989.94 |
| | Current Liabilities Subtotal: | <u>931,487.91</u> | <u>(432,497.97)</u> | <u>498,989.94</u> |
| <u>Long-term Liabilities</u> | | | | |
| 21 551 | UNAVAILABLE REVENUE - PROP TAXES | 1,747,200.71 | 0.00 | 1,747,200.71 |
| | Long-term Liabilities Subtotal: | <u>1,747,200.71</u> | <u>0.00</u> | <u>1,747,200.71</u> |
| <u>Other Liabilities</u> | | | | |
| 21 603 | ENCUMBRANCE COMMITMENTS | (513,316.25) | 15,500.82 | (497,815.43) |
| 21 690 | BUDGETED EXPENDITURES | 7,830,000.00 | 0.00 | 7,830,000.00 |
| 21 692 | LESS: EXPENDITURES TO DATE | (3,340,853.55) | (516,171.93) | (3,857,025.48) |
| 21 694 | LESS: ENCUMBRANCE COMMITMENTS | 513,316.25 | (15,500.82) | 497,815.43 |
| | Other Liabilities Subtotal: | <u>4,489,146.45</u> | <u>(516,171.93)</u> | <u>3,972,974.52</u> |
| <u>Fund Balance</u> | | | | |
| 21 723 | CAPITAL OUTLAY | 4,076,731.46 | 0.00 | 4,076,731.46 |
| 21 752 | BUDGETED SURPLUS (DEFICIT) | (1,331,000.00) | 0.00 | (1,331,000.00) |
| | Fund Balance Subtotal: | <u>2,745,731.46</u> | <u>0.00</u> | <u>2,745,731.46</u> |
| Total Liabilities, Deferred Inflows of Resources, and Fund Equity: | | <u>9,913,566.53</u> | <u>(948,669.90)</u> | <u>8,964,896.63</u> |

| <u>Account Number</u> | <u>Description</u> | <u>Previous Balance</u> | <u>Current Month</u> | <u>Ending Balance</u> |
|---|----------------------------------|-------------------------|-----------------------|-----------------------|
| Fund: 22 SPECIAL EDUCATION FUND | | | | |
| <u>Current Assets</u> | | | | |
| 22 101 | CASH IN BANK | 989,016.34 | 553,856.50 | 1,542,872.84 |
| 22 110 | TAXES RECEIVABLE | 1,022,187.11 | 0.00 | 1,022,187.11 |
| 22 112 | TAXES REC. - DELINQUENT | 23,578.17 | 0.00 | 23,578.17 |
| 22 140 | DUE FROM STATE GOVERNMENT | 0.00 | 0.00 | 0.00 |
| 22 192 | PREPAID EXPENSES | 8,910.90 | (1,329.12) | 7,581.78 |
| | Current Assets Subtotal: | <u>2,043,692.52</u> | <u>552,527.38</u> | <u>2,596,219.90</u> |
| <u>Other Assets</u> | | | | |
| 22 390 | BUDGETED REVENUE | 5,333,000.00 | 0.00 | 5,333,000.00 |
| 22 392 | LESS: REVENUE RECEIVED | (872,893.78) | (1,020,475.63) | (1,893,369.41) |
| | Other Assets Subtotal: | <u>4,460,106.22</u> | <u>(1,020,475.63)</u> | <u>3,439,630.59</u> |
| Total Assets and Deferred Outflows of Resources: | | <u>6,503,798.74</u> | <u>(467,948.25)</u> | <u>6,035,850.49</u> |
| <u>Current Liabilities</u> | | | | |
| 22 402 | ACCOUNTS PAYABLE | 32,582.86 | 1,404.92 | 33,987.78 |
| 22 404 | CONTRACTS PAYABLE | 0.00 | 0.00 | 0.00 |
| 22 451 | FICA TAX | 0.00 | 0.00 | 0.00 |
| 22 452 | RETIREMENT PAYABLE | 0.00 | 0.00 | 0.00 |
| 22 453 | PR DEDUCTION-INSURANCE | 0.00 | 0.00 | 0.00 |
| 22 454 | PR DEDUCTION-DEPENDENT CARE | 0.00 | 0.00 | 0.00 |
| 22 455 | DUES PAYABLE | 0.00 | 0.00 | 0.00 |
| 22 456 | PR DEDUCTION-TSA | 0.00 | 0.00 | 0.00 |
| 22 457 | MISC DEDUCTS PAYABLE | 1,112.24 | 0.00 | 1,112.24 |
| 22 458 | LIFE PAYABLE | 0.00 | 0.00 | 0.00 |
| 22 459 | PR DEDUCTION-DENTAL | 0.00 | 0.00 | 0.00 |
| 22 460 | CAFETERIA COMP PAYABLE | 0.00 | 0.00 | 0.00 |
| 22 461 | NORDBY CENTER | 0.00 | 0.00 | 0.00 |
| | Current Liabilities Subtotal: | <u>33,695.10</u> | <u>1,404.92</u> | <u>35,100.02</u> |
| <u>Long-term Liabilities</u> | | | | |
| 22 551 | UNAVAILABLE REVENUE - PROP TAXES | 1,045,765.28 | 0.00 | 1,045,765.28 |
| | Long-term Liabilities Subtotal: | <u>1,045,765.28</u> | <u>0.00</u> | <u>1,045,765.28</u> |
| <u>Other Liabilities</u> | | | | |
| 22 603 | ENCUMBRANCE COMMITMENTS | (495.41) | 0.00 | (495.41) |
| 22 690 | BUDGETED EXPENDITURES | 5,333,000.00 | 0.00 | 5,333,000.00 |
| 22 692 | LESS: EXPENDITURES TO DATE | (901,969.13) | (469,353.17) | (1,371,322.30) |
| 22 694 | LESS: ENCUMBRANCE COMMITMENTS | 495.41 | 0.00 | 495.41 |
| | Other Liabilities Subtotal: | <u>4,431,030.87</u> | <u>(469,353.17)</u> | <u>3,961,677.70</u> |
| <u>Fund Balance</u> | | | | |
| 22 724 | SPECIAL EDUCATION | 993,307.49 | 0.00 | 993,307.49 |

| <u>Account Number</u> | <u>Description</u> | <u>Previous Balance</u> | <u>Current Month</u> | <u>Ending Balance</u> |
|-----------------------|---|-------------------------|----------------------|-----------------------|
| 22 752 | BUDGETED SURPLUS (DEFICIT) | 0.00 | 0.00 | 0.00 |
| | Fund Balance Subtotal: | <u>993,307.49</u> | <u>0.00</u> | <u>993,307.49</u> |
| | Total Liabilities, Deferred Inflows of Resources, and Fund Equity: | <u>6,503,798.74</u> | <u>(467,948.25)</u> | <u>6,035,850.49</u> |

| <u>Account Number</u> | <u>Description</u> | <u>Previous Balance</u> | <u>Current Month</u> | <u>Ending Balance</u> |
|-------------------------------|---|-------------------------|----------------------|------------------------|
| Fund: 25 BUILDING FUND | | | | |
| <u>Current Assets</u> | | | | |
| 25 101 | CASH IN BANK | 2,148.10 | 303.95 | 2,452.05 |
| | Current Assets Subtotal: | <u>2,148.10</u> | <u>303.95</u> | <u>2,452.05</u> |
| <u>Other Assets</u> | | | | |
| 25 390 | BUDGETED REVENUE | 5,000.00 | 0.00 | 5,000.00 |
| 25 392 | LESS: REVENUE RECEIVED | (353.70) | (303.95) | (657.65) |
| | Other Assets Subtotal: | <u>4,646.30</u> | <u>(303.95)</u> | <u>4,342.35</u> |
| | Total Assets and Deferred Outflows of Resources: | <u><u>6,794.40</u></u> | <u><u>0.00</u></u> | <u><u>6,794.40</u></u> |
| <u>Current Liabilities</u> | | | | |
| 25 402 | ACCOUNTS PAYABLE | 0.00 | 0.00 | 0.00 |
| | Current Liabilities Subtotal: | <u>0.00</u> | <u>0.00</u> | <u>0.00</u> |
| <u>Other Liabilities</u> | | | | |
| 25 690 | BUDGETED EXPENDITURES | 5,000.00 | 0.00 | 5,000.00 |
| 25 692 | LESS: EXPENDITURES TO DATE | (3,151.87) | 0.00 | (3,151.87) |
| | Other Liabilities Subtotal: | <u>1,848.13</u> | <u>0.00</u> | <u>1,848.13</u> |
| <u>Fund Balance</u> | | | | |
| 25 727 | AUDITORIUM BUILDING | 4,946.27 | 0.00 | 4,946.27 |
| 25 752 | BUDGETED SURPLUS (DEFICIT) | 0.00 | 0.00 | 0.00 |
| | Fund Balance Subtotal: | <u>4,946.27</u> | <u>0.00</u> | <u>4,946.27</u> |
| | Total Liabilities, Deferred Inflows of Resources, and Fund Equity: | <u><u>6,794.40</u></u> | <u><u>0.00</u></u> | <u><u>6,794.40</u></u> |

| <u>Account Number</u> | <u>Description</u> | <u>Previous Balance</u> | <u>Current Month</u> | <u>Ending Balance</u> |
|---|----------------------------------|-------------------------|----------------------|-----------------------|
| Fund: 32 BOND REDEMPTION FUND-ELEMENTARY | | | | |
| <u>Current Assets</u> | | | | |
| 32 101 | CASH | (273,191.65) | 449,440.26 | 176,248.61 |
| 32 104 | CASH WITH FISCAL AGENT | 15,722,692.19 | 0.00 | 15,722,692.19 |
| 32 110 | TAXES RECEIVABLE-CURRENT | 645,243.24 | 0.00 | 645,243.24 |
| 32 112 | TAXES RECEIVABLE - DELINQUENT | 16,577.62 | 0.00 | 16,577.62 |
| | Current Assets Subtotal: | <u>16,111,321.40</u> | <u>449,440.26</u> | <u>16,560,761.66</u> |
| <u>Other Assets</u> | | | | |
| 32 390 | BUDGETED REVENUE | 1,423,000.00 | 0.00 | 1,423,000.00 |
| 32 392 | LESS: REVENUE RECEIVED | (58,195.80) | (449,440.26) | (507,636.06) |
| | Other Assets Subtotal: | <u>1,364,804.20</u> | <u>(449,440.26)</u> | <u>915,363.94</u> |
| Total Assets and Deferred Outflows of Resources: | | <u>17,476,125.60</u> | <u>0.00</u> | <u>17,476,125.60</u> |
| <u>Current Liabilities</u> | | | | |
| 32 402 | ACCOUNTS PAYABLE | 0.00 | 750.00 | 750.00 |
| | Current Liabilities Subtotal: | <u>0.00</u> | <u>750.00</u> | <u>750.00</u> |
| <u>Long-term Liabilities</u> | | | | |
| 32 551 | UNAVAILABLE REVENUE - PROP TAXES | 661,820.86 | 0.00 | 661,820.86 |
| | Long-term Liabilities Subtotal: | <u>661,820.86</u> | <u>0.00</u> | <u>661,820.86</u> |
| <u>Other Liabilities</u> | | | | |
| 32 690 | BUDGETED EXPENDITURES | 1,423,000.00 | 0.00 | 1,423,000.00 |
| 32 692 | LESS: EXPENDITURES TO DATE | (711,093.75) | (750.00) | (711,843.75) |
| | Other Liabilities Subtotal: | <u>711,906.25</u> | <u>(750.00)</u> | <u>711,156.25</u> |
| <u>Fund Balance</u> | | | | |
| 32 721 | DEBT SERVICE | 16,068,392.82 | 0.00 | 16,068,392.82 |
| 32 752 | BUDGETED SURPLUS (DEFICIT) | 0.00 | 0.00 | 0.00 |
| 32 760 | UNASSIGNED | 34,005.67 | 0.00 | 34,005.67 |
| | Fund Balance Subtotal: | <u>16,102,398.49</u> | <u>0.00</u> | <u>16,102,398.49</u> |
| Total Liabilities, Deferred Inflows of Resources, and Fund Equity: | | <u>17,476,125.60</u> | <u>0.00</u> | <u>17,476,125.60</u> |

| <u>Account Number</u> | <u>Description</u> | <u>Previous Balance</u> | <u>Current Month</u> | <u>Ending Balance</u> |
|---|---------------------------------|-------------------------|----------------------|-----------------------|
| Fund: 51 SCHOOL NUTRITION FUND | | | | |
| <u>Current Assets</u> | | | | |
| 51 101 | CASH IN BANK | 601,475.76 | 42,196.71 | 643,672.47 |
| 51 102 | PETTY CASH | 414.91 | 0.00 | 414.91 |
| 51 103 | CASH CHANGE | 805.00 | 0.00 | 805.00 |
| 51 120 | ACCOUNTS RECEIVABLE | 10,216.72 | 122.45 | 10,339.17 |
| 51 130 | DUE FROM OTHER FUND | 998.18 | 0.00 | 998.18 |
| 51 140 | DUE FROM FED.GOVERNMENT | 191,416.73 | (14,919.15) | 176,497.58 |
| 51 170 | INVENTORY-SUPPLIES/PAPER | 22,711.31 | 4,100.14 | 26,811.45 |
| 51 171 | FOOD INVENTORY | 111,677.53 | 85,914.15 | 197,591.68 |
| 51 172 | COMMODITIES INVENTORY | 6,383.61 | 0.00 | 6,383.61 |
| 51 192 | PREPAID EXP-WORKMEN COMP. | 9,027.32 | (1,340.58) | 7,686.74 |
| | Current Assets Subtotal: | <u>955,127.07</u> | <u>116,073.72</u> | <u>1,071,200.79</u> |
| <u>Long-term Assets</u> | | | | |
| 51 204 | EQUIPMENT-LOCAL FUNDS | 626,262.90 | 5,356.13 | 631,619.03 |
| 51 205 | EQUIPMENT-FED.ASSISTANCE | 39,142.46 | 0.00 | 39,142.46 |
| 51 208 | ACCUM DEPR-LOCAL FUNDS | (451,365.86) | 0.00 | (451,365.86) |
| 51 209 | ACCUM DEPR-FEDERAL | (15,618.74) | 0.00 | (15,618.74) |
| | Long-term Assets Subtotal: | <u>198,420.76</u> | <u>5,356.13</u> | <u>203,776.89</u> |
| <u>Other Assets</u> | | | | |
| 51 390 | BUDGETED REVENUE | 1,745,000.00 | 0.00 | 1,745,000.00 |
| 51 392 | LESS: REVENUE RECEIVED | (666,990.44) | (226,715.77) | (893,706.21) |
| | Other Assets Subtotal: | <u>1,078,009.56</u> | <u>(226,715.77)</u> | <u>851,293.79</u> |
| Total Assets and Deferred Outflows of Resources: | | <u>2,231,557.39</u> | <u>(105,285.92)</u> | <u>2,126,271.47</u> |
| <u>Current Liabilities</u> | | | | |
| 51 402 | ACCOUNTS PAYABLE | 100,543.47 | (2,024.84) | 98,518.63 |
| 51 404 | CONTRACTS PAYABLE | 70,576.11 | 0.00 | 70,576.11 |
| 51 450 | WITHHOLDING TAXES | 956.84 | 0.00 | 956.84 |
| 51 451 | FICA TAX | 3,950.21 | 0.00 | 3,950.21 |
| 51 452 | RETIREMENT PAYABLE | 3,460.18 | 0.00 | 3,460.18 |
| 51 453 | PR DEDUCTION-INSURANCE | 103.69 | 0.00 | 103.69 |
| 51 457 | MISC DEDUCTS PAYABLE | 0.00 | 0.00 | 0.00 |
| 51 458 | LIFE PAYABLE | 0.00 | 0.00 | 0.00 |
| 51 459 | PR DEDUCTION-DENTAL | 0.00 | 0.00 | 0.00 |
| 51 461 | NORDBY CENTER | 0.00 | 0.00 | 0.00 |
| | Current Liabilities Subtotal: | <u>179,590.50</u> | <u>(2,024.84)</u> | <u>177,565.66</u> |
| <u>Long-term Liabilities</u> | | | | |
| 51 475 | UNEARNED REVENUE | 47,403.84 | (2,470.20) | 44,933.64 |
| 51 504 | ACCRUED LEAVE PAYABLE | 11,322.62 | 0.00 | 11,322.62 |
| | Long-term Liabilities Subtotal: | <u>58,726.46</u> | <u>(2,470.20)</u> | <u>56,256.26</u> |

| <u>Account Number</u> | <u>Description</u> | <u>Previous Balance</u> | <u>Current Month</u> | <u>Ending Balance</u> |
|---|---------------------------------------|----------------------------|----------------------------|----------------------------|
| <u>Other Liabilities</u> | | | | |
| 51 690 | BUDGETED EXPENDITURES | 1,745,000.00 | 0.00 | 1,745,000.00 |
| 51 692 | LESS: EXPENDITURES TO DATE | (532,070.31) | (100,790.88) | (632,861.19) |
| | Other Liabilities Subtotal: | <u>1,212,929.69</u> | <u>(100,790.88)</u> | <u>1,112,138.81</u> |
| <u>Fund Balance</u> | | | | |
| 51 704 002 | BUDGETED SURPLUS (DEFICIT) | 0.00 | 0.00 | 0.00 |
| 51 706 | NET ASSETS INVESTED IN CAPITAL ASSETS | 79,459.04 | 0.00 | 79,459.04 |
| 51 708 | UNRESTRICTED NET ASSETS | 700,851.70 | 0.00 | 700,851.70 |
| | Fund Balance Subtotal: | <u>780,310.74</u> | <u>0.00</u> | <u>780,310.74</u> |
| Total Liabilities, Deferred Inflows of Resources, and Fund Equity: | | <u><u>2,231,557.39</u></u> | <u><u>(105,285.92)</u></u> | <u><u>2,126,271.47</u></u> |

| <u>Account Number</u> | <u>Description</u> | <u>Previous Balance</u> | <u>Current Month</u> | <u>Ending Balance</u> |
|---|-------------------------------|--------------------------|--------------------------|--------------------------|
| Fund: 53 ENTERPRISE FUND | | | | |
| <u>Current Assets</u> | | | | |
| 53 101 | CASH IN BANK | 182,225.95 | (78.66) | 182,147.29 |
| 53 103 | CASH CHANGE | 3,261.00 | 0.00 | 3,261.00 |
| 53 170 | KITHCEN SUPPLY-PAPER | 1,764.38 | 858.70 | 2,623.08 |
| 53 171 | FOOD INVENTORY | 22,261.20 | 2,839.05 | 25,100.25 |
| 53 192 | PREPAID EXP-WORKMEN COMP. | 1,169.24 | (51.06) | 1,118.18 |
| | Current Assets Subtotal: | <u>210,681.77</u> | <u>3,568.03</u> | <u>214,249.80</u> |
| <u>Long-term Assets</u> | | | | |
| 53 204 | EQUIPMENT-LOCAL FUNDS | 52,262.75 | 0.00 | 52,262.75 |
| 53 208 | ACCUM.DEPRE.-LOCAL FUNDS | (34,172.54) | 0.00 | (34,172.54) |
| | Long-term Assets Subtotal: | <u>18,090.21</u> | <u>0.00</u> | <u>18,090.21</u> |
| <u>Other Assets</u> | | | | |
| 53 390 | BUDGETED REVENUE | 183,000.00 | 0.00 | 183,000.00 |
| 53 392 | LESS: REVENUE RECEIVED | (35,651.60) | (5,048.21) | (40,699.81) |
| | Other Assets Subtotal: | <u>147,348.40</u> | <u>(5,048.21)</u> | <u>142,300.19</u> |
| Total Assets and Deferred Outflows of Resources: | | <u><u>376,120.38</u></u> | <u><u>(1,480.18)</u></u> | <u><u>374,640.20</u></u> |
| <u>Current Liabilities</u> | | | | |
| 53 402 | ACCOUNTS PAYABLE | 1,780.72 | 1,996.91 | 3,777.63 |
| 53 404 | CONTRACTS PAYABLE | 690.71 | 0.00 | 690.71 |
| 53 451 | FICA TAX | 53.05 | 0.00 | 53.05 |
| 53 452 | RETIREMENT PAYABLE | 37.92 | 0.00 | 37.92 |
| | Current Liabilities Subtotal: | <u>2,562.40</u> | <u>1,996.91</u> | <u>4,559.31</u> |
| <u>Other Liabilities</u> | | | | |
| 53 690 | BUDGETED EXPENDITURES | 183,000.00 | 0.00 | 183,000.00 |
| 53 692 | LESS: EXPENDITURES TO DATE | (33,197.11) | (3,477.09) | (36,674.20) |
| | Other Liabilities Subtotal: | <u>149,802.89</u> | <u>(3,477.09)</u> | <u>146,325.80</u> |
| <u>Fund Balance</u> | | | | |
| 53 704 002 | FUND BALANCE DESGN. FY2000 | 0.00 | 0.00 | 0.00 |
| 53 708 | UNRESTRICTED NET ASSETS | 223,755.09 | 0.00 | 223,755.09 |
| | Fund Balance Subtotal: | <u>223,755.09</u> | <u>0.00</u> | <u>223,755.09</u> |
| Total Liabilities, Deferred Inflows of Resources, and Fund Equity: | | <u><u>376,120.38</u></u> | <u><u>(1,480.18)</u></u> | <u><u>374,640.20</u></u> |

| <u>Account Number</u> | <u>Description</u> | <u>Previous Balance</u> | <u>Current Month</u> | <u>Ending Balance</u> |
|---|-------------------------------|-------------------------|----------------------|-----------------------|
| Fund: 71 CUSTODIAL FUND | | | | |
| <u>Current Assets</u> | | | | |
| 71 101 | CASH | 273,807.01 | 24,695.57 | 298,502.58 |
| | Current Assets Subtotal: | <u>273,807.01</u> | <u>24,695.57</u> | <u>298,502.58</u> |
| <u>Other Assets</u> | | | | |
| 71 392 | Less Rev | (75,795.03) | (39,721.52) | (115,516.55) |
| | Other Assets Subtotal: | <u>(75,795.03)</u> | <u>(39,721.52)</u> | <u>(115,516.55)</u> |
| Total Assets and Deferred Outflows of Resources: | | <u>198,011.98</u> | <u>(15,025.95)</u> | <u>182,986.03</u> |
| <u>Current Liabilities</u> | | | | |
| 71 402 | ACCOUNTS PAYABLE | 0.00 | 0.00 | 0.00 |
| | Current Liabilities Subtotal: | <u>0.00</u> | <u>0.00</u> | <u>0.00</u> |
| <u>Other Liabilities</u> | | | | |
| 71 692 | LESS: EXPENDITURES TO DATE | (79,823.27) | (15,025.95) | (94,849.22) |
| | Other Liabilities Subtotal: | <u>(79,823.27)</u> | <u>(15,025.95)</u> | <u>(94,849.22)</u> |
| <u>Fund Balance</u> | | | | |
| 71 704 100 | HIGH SCHOOL STUDENT SENATE | 277,835.25 | 0.00 | 277,835.25 |
| | Fund Balance Subtotal: | <u>277,835.25</u> | <u>0.00</u> | <u>277,835.25</u> |
| Total Liabilities, Deferred Inflows of Resources, and Fund Equity: | | <u>198,011.98</u> | <u>(15,025.95)</u> | <u>182,986.03</u> |

| <u>Account Number</u> | <u>Description</u> | <u>Previous Balance</u> | <u>Current Month</u> | <u>Ending Balance</u> |
|----------------------------------|---|-------------------------|----------------------|-----------------------|
| Fund: 76 SCHOLARSHIP FUND | | | | |
| <u>Current Assets</u> | | | | |
| 76 101 | CASH | 123,291.80 | 0.00 | 123,291.80 |
| 76 106 | SAVINGS CERTIFICATES | 141,519.51 | 0.00 | 141,519.51 |
| | Current Assets Subtotal: | <u>264,811.31</u> | <u>0.00</u> | <u>264,811.31</u> |
| <u>Other Assets</u> | | | | |
| 76 392 | LESS: REVENUE RECEIVED | (4,662.65) | 0.00 | (4,662.65) |
| | Other Assets Subtotal: | <u>(4,662.65)</u> | <u>0.00</u> | <u>(4,662.65)</u> |
| | Total Assets and Deferred Outflows of Resources: | <u>260,148.66</u> | <u>0.00</u> | <u>260,148.66</u> |
| <u>Other Liabilities</u> | | | | |
| 76 692 | LESS: EXPENDITURES TO DATE | (25,735.00) | 0.00 | (25,735.00) |
| | Other Liabilities Subtotal: | <u>(25,735.00)</u> | <u>0.00</u> | <u>(25,735.00)</u> |
| <u>Fund Balance</u> | | | | |
| 76 704 005 | UNRESERVED FUND BALANCE UNDESIGNATED | 285,883.66 | 0.00 | 285,883.66 |
| | Fund Balance Subtotal: | <u>285,883.66</u> | <u>0.00</u> | <u>285,883.66</u> |
| | Total Liabilities, Deferred Inflows of Resources, and Fund Equity: | <u>260,148.66</u> | <u>0.00</u> | <u>260,148.66</u> |

| <u>Account Number</u> | <u>Description</u> | <u>Previous Balance</u> | <u>Current Month</u> | <u>Ending Balance</u> |
|--|--------------------------------|-------------------------|----------------------|-----------------------|
| Fund: 90 GENERAL FIXED ASSETS GROUP | | | | |
| <u>Long-term Assets</u> | | | | |
| 90 201 | LAND | 1,107,646.00 | 0.00 | 1,107,646.00 |
| 90 202 | BUILDINGS | 45,248,181.14 | 0.00 | 45,248,181.14 |
| 90 203 | IMPROVEMENTS OTHER THAN BLDG | 5,264,987.78 | 0.00 | 5,264,987.78 |
| 90 204 | EQUIPMENT-LOCAL | 6,879,431.03 | 0.00 | 6,879,431.03 |
| 90 205 | EQUIPMENT-FEDERAL ASSIST. | 459,749.71 | 0.00 | 459,749.71 |
| 90 206 | CONSTRUCTION IN PROGRESS | 132,627.35 | 0.00 | 132,627.35 |
| 90 208 | ACCUM DEPRECIATION-LOCAL | (4,561,280.59) | 0.00 | (4,561,280.59) |
| 90 209 | ACCUM DEPR-FEDERAL | (259,976.32) | 0.00 | (259,976.32) |
| 90 210 | ACCUM DEPR-BUILDINGS | (12,076,341.01) | 0.00 | (12,076,341.01) |
| 90 211 | ACCUM DEPR-IMPROVEMENTS | (3,613,677.81) | 0.00 | (3,613,677.81) |
| | Long-term Assets Subtotal: | <u>38,581,347.28</u> | <u>0.00</u> | <u>38,581,347.28</u> |
| Total Assets and Deferred Outflows of Resources: | | <u>38,581,347.28</u> | <u>0.00</u> | <u>38,581,347.28</u> |
| <u>Fund Balance</u> | | | | |
| 90 706 | RETAINED EARNINGS RESERVED FOR | 38,581,347.28 | 0.00 | 38,581,347.28 |
| | Fund Balance Subtotal: | <u>38,581,347.28</u> | <u>0.00</u> | <u>38,581,347.28</u> |
| Total Liabilities, Deferred Inflows of Resources, and Fund Equity: | | <u>38,581,347.28</u> | <u>0.00</u> | <u>38,581,347.28</u> |

| Account Number | Account Description | Current Budget | Revenue During Month | Revenue to Date | % of Budget Received | Budget Balance |
|----------------|-----------------------------------|----------------|----------------------|-----------------|----------------------|----------------|
| 10 | GENERAL FUND | | | | | |
| 10 1110 | AD VALOREM TAXES | 4,655,000.00 | 1,473,694.02 | 1,669,470.01 | 35.86 | 2,985,529.99 |
| 10 1111 | MOBILE HOME TAXES | 46,000.00 | 9,294.94 | 11,532.15 | 25.07 | 34,467.85 |
| 10 1120 | PRIOR YEARS TAX | 80,000.00 | 2,187.33 | 19,428.05 | 24.29 | 60,571.95 |
| 10 1130 | TAX DEED REVENUE | 3,000.00 | 0.00 | 0.00 | 0.00 | 3,000.00 |
| 10 1140 | UTILITY TAXES | 424,000.00 | 0.00 | 0.00 | 0.00 | 424,000.00 |
| 10 1190 | PENALTIES & INTEREST | 15,000.00 | 1,263.36 | 4,885.77 | 32.57 | 10,114.23 |
| 10 1210 | REVENUE IN LIEU OF TAXES | 10,000.00 | 7,648.36 | 7,648.36 | 76.48 | 2,351.64 |
| 10 1312 | TUITION OTHER LEAS IN STATE | 20,000.00 | 2,978.06 | 6,504.47 | 32.52 | 13,495.53 |
| 10 1510 | INTEREST EARNED | 50,000.00 | 8,453.95 | 58,561.97 | 117.12 | (8,561.97) |
| 10 1710 | ADMISSIONS | 80,000.00 | 3,232.79 | 23,997.78 | 30.00 | 56,002.22 |
| 10 1790 | OTHER ACTIVITY INCOME | 20,000.00 | 0.00 | 4,659.92 | 23.30 | 15,340.08 |
| 10 1792 | INDUST-FINE ARTS & VOC - HS | 2,000.00 | 50.00 | 150.00 | 7.50 | 1,850.00 |
| 10 1910 | RENTALS | 40,000.00 | 1,250.00 | 9,150.00 | 22.88 | 30,850.00 |
| 10 1920 199 | EMPLOYEE BANQUET DONATIONS | 5,000.00 | 0.00 | 0.00 | 0.00 | 5,000.00 |
| 10 1921 | MISCELLANEOUS DONATIONS | 5,000.00 | 700.00 | 800.00 | 16.00 | 4,200.00 |
| 10 1921 520 | MISC DONATIONS-HOSPITALITY ROOM | 0.00 | 500.00 | 500.00 | 0.00 | (500.00) |
| 10 1950 | UNIVERSAL SERVICE FUND | 75,000.00 | 0.00 | 65,646.34 | 87.53 | 9,353.66 |
| 10 1973 | MEDICAID ADMIN REIMBURSEMENT | 70,000.00 | 0.00 | 17,943.86 | 25.63 | 52,056.14 |
| 10 1992 | MISCELLANEOUS | 50,000.00 | 517.79 | 16,907.69 | 33.82 | 33,092.31 |
| 10 1992 517 | MISCELLANEOUS-PRESCHOOL | 6,000.00 | 350.00 | 3,350.00 | 55.83 | 2,650.00 |
| 10 1993 | STUDENT ACTIVITY FEE | 6,000.00 | 20.00 | 1,872.40 | 31.21 | 4,127.60 |
| 10 1994 | YEARBOOK SALES | 5,000.00 | 0.00 | 120.00 | 2.40 | 4,880.00 |
| 10 1995 | PLAY PRODUCTIONS | 3,000.00 | 0.00 | 713.00 | 23.77 | 2,287.00 |
| 10 1996 | ARENA SPONSORSHIPS | 50,000.00 | 3,520.00 | 16,290.00 | 32.58 | 33,710.00 |
| 10 1997 | iPAD INSURANCE FEE | 25,000.00 | 44.00 | 9,245.25 | 36.98 | 15,754.75 |
| 10 2110 | COUNTY APPORTIONMENT | 240,000.00 | 16,651.38 | 80,455.91 | 33.52 | 159,544.09 |
| 10 2200 | REVENUE IN LIEU OF TAXES | 3,000.00 | 0.00 | 0.00 | 0.00 | 3,000.00 |
| 10 3111 | STATE AID | 13,382,000.00 | 1,152,545.00 | 5,713,973.00 | 42.70 | 7,668,027.00 |
| 10 3112 | STATE-APPORTIONMENT | 240,000.00 | 0.00 | 0.00 | 0.00 | 240,000.00 |
| 10 3114 | STATE-BANK FRANCHISE TAX | 90,000.00 | 0.00 | 0.00 | 0.00 | 90,000.00 |
| 10 3129 962 | OTHER STATE GRANTS | 1,000.00 | 0.00 | 0.00 | 0.00 | 1,000.00 |
| 10 3320 | AUXILIARY PLACEMENT | 125,000.00 | 76,703.94 | 81,718.98 | 65.38 | 43,281.02 |
| 10 4151 | FED GRANTS-OTHER | 45,000.00 | 0.00 | 6,118.00 | 13.60 | 38,882.00 |
| 10 4151 940 | FED GRANTS-FF & VEG | 80,000.00 | 12,508.10 | 23,797.86 | 29.75 | 56,202.14 |
| 10 4151 961 | FED GRANTS-OTHER | 150,000.00 | 17,803.00 | 20,666.00 | 13.78 | 129,334.00 |
| 10 4158 930 | TITLE I-PART A BASIC | 775,000.00 | 0.00 | 0.00 | 0.00 | 775,000.00 |
| 10 4158 931 | TITLE I-PART C-MIGRANT | 250,000.00 | 12,675.00 | 12,675.00 | 5.07 | 237,325.00 |
| 10 4158 932 | TITLE I-PART D-N&D | 110,000.00 | 0.00 | 0.00 | 0.00 | 110,000.00 |
| 10 4158 935 | TITLE I FOCUS & PRIORITY 1003 (a) | 0.00 | 5,000.00 | 5,000.00 | 0.00 | (5,000.00) |
| 10 4159 | TITLE II-PART A | 240,000.00 | 0.00 | 0.00 | 0.00 | 240,000.00 |
| 10 4160 | TITLE III | 125,000.00 | 29,056.00 | 48,231.00 | 38.58 | 76,769.00 |
| 10 4161 | VOCATIONAL ED(PERKINS GRANT) | 45,000.00 | 21,124.00 | 21,124.00 | 46.94 | 23,876.00 |
| 10 4900 007 | OTHER FEDERAL REVENUE | 10,000.00 | 0.00 | 0.00 | 0.00 | 10,000.00 |

Revenue Report
11/2021

| Account Number | Account Description | Current Budget | Revenue During Month | Revenue to Date | % of Budget Received | Budget Balance |
|----------------|--|----------------|----------------------|-----------------|----------------------|----------------|
| 10 5110 | TRANSFERS IN | 340,000.00 | 0.00 | 0.00 | 0.00 | 340,000.00 |
| 10 5130 | SALE OF SURPLUS PROPERTY | 50,000.00 | 0.00 | 110,872.84 | 221.75 | (60,872.84) |
| 10 | GENERAL FUND | 22,046,000.00 | 2,859,771.02 | 8,074,009.61 | 36.62 | 13,971,990.39 |
| 21 | CAPITAL OUTLAY FUND | | | | | |
| 21 1110 | AD VALOREM TAXES | 3,759,000.00 | 1,180,553.15 | 1,321,058.80 | 35.14 | 2,437,941.20 |
| 21 1111 | MOBILE HOME TAXES | 25,000.00 | 6,196.82 | 7,850.71 | 31.40 | 17,149.29 |
| 21 1120 | PRIOR YEARS TAX | 40,000.00 | 1,495.54 | 9,670.78 | 24.18 | 30,329.22 |
| 21 1190 | PENALTIES & INTEREST | 10,000.00 | 1,194.91 | 3,258.69 | 32.59 | 6,741.31 |
| 21 4151 | FED GRANTS-OTHER | 265,000.00 | 0.00 | 0.00 | 0.00 | 265,000.00 |
| 21 4190 924 | ESSER II | 2,400,000.00 | 0.00 | 0.00 | 0.00 | 2,400,000.00 |
| 21 | CAPITAL OUTLAY FUND | 6,499,000.00 | 1,189,440.42 | 1,341,838.98 | 20.65 | 5,157,161.02 |
| 22 | SPECIAL EDUCATION FUND | | | | | |
| 22 1110 | AD VALOREM TAXES | 2,006,000.00 | 706,456.20 | 790,533.75 | 39.41 | 1,215,466.25 |
| 22 1111 | MOBILE HOME TAXES | 17,000.00 | 3,720.02 | 4,696.15 | 27.62 | 12,303.85 |
| 22 1120 | PRIOR YEARS TAX | 20,000.00 | 1,015.24 | 6,128.31 | 30.64 | 13,871.69 |
| 22 1190 | PENALTIES & INTEREST | 6,000.00 | 730.95 | 1,900.89 | 31.68 | 4,099.11 |
| 22 1972 | MEDICAID | 148,000.00 | 9,391.86 | 13,814.71 | 9.33 | 134,185.29 |
| 22 1973 | MEDICAID ADMIN REIMBURSEMENT | 10,000.00 | 0.00 | 3,266.00 | 32.66 | 6,734.00 |
| 22 1992 | MISCELLANEOUS | 2,000.00 | 0.00 | 281.38 | 14.07 | 1,718.62 |
| 22 3121 | EXCEPTIONAL CHILDREN | 2,299,000.00 | 193,225.00 | 966,125.00 | 42.02 | 1,332,875.00 |
| 22 4151 909 | FED GRANTS-OTHER | 100,000.00 | 0.00 | 0.00 | 0.00 | 100,000.00 |
| 22 4175 901 | IDEA PART B-PRIVATE | 32,000.00 | 6,827.00 | 6,827.00 | 21.33 | 25,173.00 |
| 22 4175 902 | IDEA PART B | 675,000.00 | 96,615.00 | 96,615.00 | 14.31 | 578,385.00 |
| 22 4186 | IDEA PRESCHOOL & PRIVATE | 11,000.00 | 2,116.00 | 2,116.00 | 19.24 | 8,884.00 |
| 22 4187 | BIRTH TO THREE-PART C | 7,000.00 | 378.36 | 1,065.22 | 15.22 | 5,934.78 |
| 22 | SPECIAL EDUCATION FUND | 5,333,000.00 | 1,020,475.63 | 1,893,369.41 | 35.50 | 3,439,630.59 |
| 25 | BUILDING FUND | | | | | |
| 25 1710 | ADMISSIONS | 5,000.00 | 303.95 | 657.65 | 13.15 | 4,342.35 |
| 25 | BUILDING FUND | 5,000.00 | 303.95 | 657.65 | 13.15 | 4,342.35 |
| 32 | BOND REDEMPTION FUND-ELEMENTARY | | | | | |
| 32 1110 | AD VALOREM TAXES | 1,420,000.00 | 445,941.89 | 499,016.57 | 35.14 | 920,983.43 |
| 32 1111 | MOBILE HOME TAXES | 0.00 | 2,352.76 | 2,989.11 | 0.00 | (2,989.11) |
| 32 1120 | PRIOR YEARS' AD VALOREM TAXES | 3,000.00 | 678.59 | 4,302.31 | 143.41 | (1,302.31) |
| 32 1190 | PENALTIES AND INTEREST ON TAX | 0.00 | 467.02 | 1,328.07 | 0.00 | (1,328.07) |
| 32 | BOND REDEMPTION FUND-ELEMENTARY | 1,423,000.00 | 449,440.26 | 507,636.06 | 35.67 | 915,363.94 |
| 51 | SCHOOL NUTRITION FUND | | | | | |
| 51 1510 | INTEREST EARNED | 1,000.00 | 364.75 | 1,812.70 | 181.27 | (812.70) |
| 51 1610 | STUDENT LUNCH SALES | 375,000.00 | 0.00 | 0.00 | 0.00 | 375,000.00 |
| 51 1613 | ELEMENTARY MILK SALES | 24,000.00 | 2,912.10 | 11,370.45 | 47.38 | 12,629.55 |
| 51 1615 | STUDENT BREAKFAST | 35,000.00 | 0.00 | 0.00 | 0.00 | 35,000.00 |
| 51 1620 | ADULT LUNCHES | 20,000.00 | 1,592.50 | 4,087.30 | 20.44 | 15,912.70 |
| 51 1621 | ADULT BREAKFAST | 1,000.00 | 46.50 | 139.50 | 13.95 | 860.50 |
| 51 1630 | HIGH SCHOOL ALA CARTE | 40,000.00 | 0.00 | 8,347.75 | 20.87 | 31,652.25 |

| Account Number | Account Description | Current Budget | Revenue During Month | Revenue to Date | % of Budget Received | Budget Balance |
|---------------------|------------------------------|----------------------|----------------------|----------------------|----------------------|----------------------|
| 51 1631 | MS ALA CARTE | 0.00 | 5,211.25 | 20,536.00 | 0.00 | (20,536.00) |
| 51 1635 | SUMMER FEEDING PROGRAM | 0.00 | 0.00 | 144.40 | 0.00 | (144.40) |
| 51 1660 | SUMMER FEEDING MEALS | 60,000.00 | 0.00 | 316.60 | 0.53 | 59,683.40 |
| 51 1670 | DONATED FOOD/LOCAL SOURCE | 0.00 | 0.00 | 6,800.00 | 0.00 | (6,800.00) |
| 51 1690 | MISC REVENUE | 29,000.00 | 3,867.39 | 10,609.17 | 36.58 | 18,390.83 |
| 51 3820 | STATE REIMBURSEMENT | 5,000.00 | 0.00 | 0.00 | 0.00 | 5,000.00 |
| 51 4810 | REVENUE-FEDERAL SOURCES | 800,000.00 | 0.00 | 0.00 | 0.00 | 800,000.00 |
| 51 4811 | REVENUE-FEDERAL AFTER SCHOOL | 10,000.00 | 1,828.00 | 6,334.00 | 63.34 | 3,666.00 |
| 51 4812 | REVENUE-FEDERAL BREAKFAST | 180,000.00 | 0.00 | 0.00 | 0.00 | 180,000.00 |
| 51 4813 | REVENUE - SUMMER FEEDING | 65,000.00 | 210,893.28 | 788,693.97 | 1,213.38 | (723,693.97) |
| 51 4820 | DONATED FOOD-FEDERAL SOURCES | 100,000.00 | 0.00 | 34,514.37 | 34.51 | 65,485.63 |
| 51 | SCHOOL NUTRITION FUND | 1,745,000.00 | 226,715.77 | 893,706.21 | 51.22 | 851,293.79 |
| 53 | ENTERPRISE FUND | | | | | |
| 53 1316 953 | NON-CREDIT TUITION | 33,000.00 | 0.00 | 0.00 | 0.00 | 33,000.00 |
| 53 1510 | INTEREST EARNED | 3,000.00 | 112.96 | 578.46 | 19.28 | 2,421.54 |
| 53 1611 | ARENA SALES | 130,000.00 | 4,935.25 | 23,283.85 | 17.91 | 106,716.15 |
| 53 1612 | STADIUM SALES | 14,000.00 | 0.00 | 16,837.50 | 120.27 | (2,837.50) |
| 53 1660 | MISCELLANEOUS SALES | 3,000.00 | 0.00 | 0.00 | 0.00 | 3,000.00 |
| 53 | ENTERPRISE FUND | 183,000.00 | 5,048.21 | 40,699.81 | 22.24 | 142,300.19 |
| 71 | CUSTODIAL FUND | | | | | |
| 71 1730 100 | HIGH SCHOOL STUDENT SENATE | 0.00 | 39,721.52 | 115,516.55 | 0.00 | (115,516.55) |
| 71 | CUSTODIAL FUND | 0.00 | 39,721.52 | 115,516.55 | 0.00 | (115,516.55) |
| 76 | SCHOLARSHIP FUND | | | | | |
| 76 1510 | INTEREST EARNED | 0.00 | 0.00 | 857.52 | 0.00 | (857.52) |
| 76 1920 | CONTRIBUTIONS AND DONATIONS | 0.00 | 0.00 | 3,805.13 | 0.00 | (3,805.13) |
| 76 | SCHOLARSHIP FUND | 0.00 | 0.00 | 4,662.65 | 0.00 | (4,662.65) |
| Grand Total: | | 37,234,000.00 | 5,790,916.78 | 12,872,096.93 | 34.57 | 24,361,903.07 |

Control Expenditure Report by Function

User ID: PLB

| Function Number | Current Budget | Expended During Month | Expenditures to Date | % of Budget | Outstanding Encumbrances | Uncommitted Funds |
|---|----------------|-----------------------|----------------------|-------------|--------------------------|-------------------|
| 10 GENERAL FUND | | | | | | |
| 1111 ELEMENTARY SCHOOLS | 5,172,300.00 | 428,558.32 | 1,395,673.54 | 26.99 | 289.67 | 3,776,336.79 |
| 1121 MIDDLE SCHOOL | 2,458,100.00 | 219,788.95 | 737,292.33 | 30.05 | 1,263.63 | 1,719,544.04 |
| 1131 HIGH SCHOOL | 3,118,600.00 | 253,808.36 | 891,594.26 | 28.89 | 9,373.09 | 2,217,632.65 |
| 1141 PRESCHOOL SERVICES | 0.00 | 806.00 | 2,579.00 | 0.00 | 0.00 | (2,579.00) |
| 1250 CULTURALLY DIFFERENT (LEP) | 1,024,700.00 | 85,143.15 | 300,754.12 | 29.36 | 68.52 | 723,877.36 |
| 1273 TITLE I | 1,135,000.00 | 98,249.12 | 266,223.50 | 23.59 | 1,476.22 | 867,300.28 |
| 2116 TITLE I ATTEND & SOCIAL WK SVCS | 0.00 | 9,417.57 | 29,714.17 | 0.00 | 0.00 | (29,714.17) |
| 2122 COUNSELING SERVICES | 471,500.00 | 43,945.15 | 130,748.14 | 27.73 | 0.00 | 340,751.86 |
| 2128 TITLE I PARENT INVOLVEMENT ACT | 0.00 | 1,052.99 | 4,550.37 | 0.00 | 0.00 | (4,550.37) |
| 2134 NURSE SERVICES | 111,800.00 | 10,775.97 | 31,008.12 | 27.74 | 0.00 | 80,791.88 |
| 2149 EDUCATIONAL MODIFICATIONS | 5,000.00 | 0.00 | 0.00 | 0.00 | 0.00 | 5,000.00 |
| 2212 INST & CURRICULUM DEVELOPMENT | 208,800.00 | 14,552.57 | 76,463.89 | 36.62 | 0.00 | 132,336.11 |
| 2213 INST STAFF TRAINING (IN-SERV) | 35,700.00 | 0.00 | 10,411.50 | 29.16 | 0.00 | 25,288.50 |
| 2214 TITLE I PROF DEV SVCS | 0.00 | 0.00 | 1,200.00 | 0.00 | 0.00 | (1,200.00) |
| 2219 TITLE II | 240,000.00 | 19,665.63 | 59,317.69 | 24.72 | 0.00 | 180,682.31 |
| 2222 LIBRARY SERVICES | 322,600.00 | 34,776.41 | 91,907.45 | 28.60 | 368.75 | 230,323.80 |
| 2227 TECHNOLOGY IN SCHOOL | 511,900.00 | 39,224.17 | 215,561.03 | 42.11 | 0.00 | 296,338.97 |
| 2311 BOARD OF EDUCATION | 284,000.00 | 6,951.81 | 165,899.28 | 58.67 | 722.78 | 117,377.94 |
| 2314 ELECTION SERVICES | 4,500.00 | 0.00 | 0.00 | 0.00 | 0.00 | 4,500.00 |
| 2315 LEGAL SERVICES | 14,000.00 | 1,100.00 | 5,500.00 | 39.29 | 0.00 | 8,500.00 |
| 2317 AUDIT SERVICES | 20,000.00 | 5,000.00 | 15,000.00 | 75.00 | 0.00 | 5,000.00 |
| 2319 NEGOTIATION SERVICES | 2,000.00 | 0.00 | 0.00 | 0.00 | 0.00 | 2,000.00 |
| 2321 OFFICE OF SUPERINTENDENT | 293,300.00 | 23,479.58 | 117,405.22 | 40.83 | 2,359.56 | 173,535.22 |
| 2410 OFFICE OF PRINCIPALS | 939,900.00 | 75,721.59 | 383,868.18 | 40.84 | 0.00 | 556,031.82 |
| 2490 OTHER SUPPORT SERVICES--SCH ADM | 380,800.00 | 29,306.74 | 150,280.05 | 39.46 | 0.00 | 230,519.95 |
| 2529 FISCAL SERVICES | 465,200.00 | 34,967.46 | 173,104.51 | 37.33 | 551.65 | 291,543.84 |
| 2541 OPER & MAINTENANCE DIRECTOR | 164,700.00 | 13,863.97 | 69,473.27 | 42.18 | 0.00 | 95,226.73 |
| 2549 OPER AND MAINT. PLANT | 2,603,600.00 | 246,718.02 | 1,410,150.08 | 54.16 | 0.00 | 1,193,449.92 |
| 2551 PUPIL TRANSPORTATION DIRECTOR | 177,500.00 | 26,470.54 | 86,369.01 | 48.66 | 0.00 | 91,130.99 |
| 2552 VEHICLE OPERATION SERVICES | 674,600.00 | 95,185.14 | 330,748.75 | 49.03 | 0.00 | 343,851.25 |
| 2554 VEHICLE SERVICING & MAINT | 75,000.00 | 5,961.62 | 30,192.78 | 40.26 | 0.00 | 44,807.22 |
| 2569 FOOD SERVICES | 80,000.00 | 12,508.10 | 32,168.81 | 40.21 | 0.00 | 47,831.19 |
| 2642 RECRUITMENT (FINGERPRINTING) | 3,000.00 | 0.00 | 204.75 | 6.83 | 0.00 | 2,795.25 |
| 3200 COMMUNITY RECREATION SERVICES | 32,600.00 | 1,655.35 | 9,657.68 | 29.62 | 0.00 | 22,942.32 |
| 3500 21ST CENTURY GRANT | 150,000.00 | 18,386.80 | 45,170.28 | 30.11 | 0.00 | 104,829.72 |
| 3711 TITLE I OTHER NONPUBLIC SCH INSTR SVCS | 0.00 | 3,435.85 | 16,304.66 | 0.00 | 0.00 | (16,304.66) |
| 4400 PAYMENTS TO STATE-UNEMPLOYMENT | 5,000.00 | 0.00 | 8,813.60 | 176.27 | 0.00 | (3,813.60) |
| 4500 EARLY RETIREMENT PAYMENT | 320,000.00 | 0.00 | 0.00 | 0.00 | 0.00 | 320,000.00 |
| 6100 MALE ACTIVITIES | 246,800.00 | 21,604.93 | 74,208.15 | 30.07 | 0.00 | 172,591.85 |
| 6111 FOOTBALL | 34,000.00 | 1,000.00 | 12,736.92 | 37.46 | 0.00 | 21,263.08 |
| 6121 BOYS BASKETBALL | 33,000.00 | 1,000.00 | 1,566.88 | 4.75 | 0.00 | 31,433.12 |
| 6131 WRESTLING | 23,300.00 | 1,188.71 | 1,622.66 | 6.96 | 0.00 | 21,677.34 |
| 6141 BOYS TRACK | 14,500.00 | 500.00 | 507.02 | 7.88 | 635.00 | 13,357.98 |

Control Expenditure Report by Function

| Function Number | Current Budget | Expended During Month | Expenditures to Date | % of Budget | Outstanding Encumbrances | Uncommitted Funds |
|-------------------------------------|----------------|-----------------------|----------------------|-------------|--------------------------|-------------------|
| 6151 BOYS CROSS COUNTRY | 3,600.00 | 212.87 | 2,839.40 | 78.87 | 0.00 | 760.60 |
| 6161 BOYS TENNIS | 7,100.00 | 0.00 | 48.34 | 0.68 | 0.00 | 7,051.66 |
| 6171 BOYS GOLF | 5,000.00 | 0.00 | 872.80 | 17.46 | 0.00 | 4,127.20 |
| 6199 BOYS SOCCER | 9,500.00 | 500.00 | 5,692.06 | 59.92 | 0.00 | 3,807.94 |
| 6200 FEMALE ACTIVITIES | 213,800.00 | 24,910.56 | 77,625.98 | 36.31 | 0.00 | 136,174.02 |
| 6212 GIRLS BASKETBALL | 31,500.00 | 1,000.00 | 1,366.87 | 4.34 | 0.00 | 30,133.13 |
| 6222 GIRLS TRACK | 14,500.00 | 500.00 | 507.02 | 7.88 | 635.00 | 13,357.98 |
| 6232 COMPETITIVE CHEER & DANCE | 24,600.00 | 640.00 | 8,305.61 | 33.76 | 0.00 | 16,294.39 |
| 6252 GIRLS CROSS COUNTRY | 3,600.00 | 212.87 | 2,839.40 | 78.87 | 0.00 | 760.60 |
| 6262 GIRLS TENNIS | 7,100.00 | 711.00 | 2,828.19 | 39.83 | 0.00 | 4,271.81 |
| 6272 GIRLS GOLF | 5,000.00 | 0.00 | 640.00 | 12.80 | 0.00 | 4,360.00 |
| 6282 GYMNASTICS | 14,700.00 | 576.18 | 851.18 | 16.31 | 1,546.83 | 12,301.99 |
| 6292 GIRLS VOLLEYBALL | 29,500.00 | 7,188.40 | 21,390.76 | 72.51 | 0.00 | 8,109.24 |
| 6299 GIRLS SOCCER | 9,500.00 | 500.00 | 6,815.95 | 71.75 | 0.00 | 2,684.05 |
| 6910 COMBINED CO-CURR ACTIVITIES | 132,900.00 | 12,920.25 | 34,710.38 | 26.12 | 0.00 | 98,189.62 |
| 6911 FIRST AID | 4,000.00 | 209.00 | 643.22 | 16.08 | 0.00 | 3,356.78 |
| 6921 CHERLEADERS | 3,500.00 | 0.00 | 0.00 | 0.00 | 0.00 | 3,500.00 |
| 6931 ELEMENTARY MUSIC | 11,500.00 | 510.00 | 879.83 | 9.06 | 161.99 | 10,458.18 |
| 6932 M.S. VOCAL | 7,000.00 | 0.00 | 200.47 | 2.86 | 0.00 | 6,799.53 |
| 6933 H.S. VOCAL | 17,500.00 | 2,917.24 | 7,724.80 | 44.14 | 0.00 | 9,775.20 |
| 6934 ORCHESTRA | 35,100.00 | 3,791.15 | 10,335.02 | 34.39 | 1,734.74 | 23,030.24 |
| 6935 HS BAND | 36,900.00 | 2,665.50 | 13,136.55 | 35.67 | 25.90 | 23,737.55 |
| 6936 MS BAND | 25,000.00 | 3,832.89 | 12,453.53 | 49.81 | 0.00 | 12,546.47 |
| 6937 5TH GRADE BAND | 10,300.00 | 73.89 | 1,345.89 | 14.07 | 103.00 | 8,851.11 |
| 6941 DEBATE | 29,500.00 | 721.91 | 1,796.66 | 6.09 | 0.00 | 27,703.34 |
| 6942 QUIZ BOWL | 2,000.00 | 0.00 | 120.00 | 6.00 | 0.00 | 1,880.00 |
| 6951 PUBLICATIONS-TIGER STRIPES | 8,900.00 | 0.00 | 2,067.58 | 109.36 | 7,665.43 | (833.01) |
| 6952 PUBLICATIONS-YEARBOOK | 26,000.00 | 0.00 | 23,563.52 | 90.63 | 0.00 | 2,436.48 |
| 6953 DRAMA | 13,600.00 | 226.68 | 1,507.68 | 11.09 | 0.00 | 12,092.32 |
| 10 GENERAL FUND | 22,600,000.00 | 1,950,590.96 | 7,629,060.34 | 33.89 | 28,981.76 | 14,941,957.90 |
| 21 CAPITAL OUTLAY FUND | | | | | | |
| 1111 ELEMENTARY SCHOOLS | 624,000.00 | 2,840.45 | 214,257.51 | 34.98 | 4,032.71 | 405,709.78 |
| 1121 MIDDLE SCHOOL | 369,000.00 | 10,775.88 | 19,354.26 | 5.25 | 0.00 | 349,645.74 |
| 1131 HIGH SCHOOL | 248,000.00 | 3,186.39 | 13,859.02 | 5.62 | 88.30 | 234,052.68 |
| 1221 MILD TO MODERATE DISABILITIES | 4,000.00 | 0.00 | 0.00 | 0.00 | 0.00 | 4,000.00 |
| 2212 INST & CURRICULUM DEVELOPMENT | 2,000.00 | 0.00 | 0.00 | 0.00 | 0.00 | 2,000.00 |
| 2222 LIBRARY SERVICES | 78,000.00 | 7,316.84 | 24,148.62 | 40.25 | 7,248.59 | 46,602.79 |
| 2227 TECHNOLOGY IN SCHOOL | 102,000.00 | 18,247.49 | 64,882.96 | 63.61 | 0.00 | 37,117.04 |
| 2311 BOARD OF EDUCATION | 20,000.00 | 0.00 | 9,882.76 | 74.40 | 4,998.00 | 5,119.24 |
| 2321 OFFICE OF SUPERINTENDENT | 3,000.00 | 0.00 | 0.00 | 0.00 | 0.00 | 3,000.00 |
| 2490 OTHER SUPPORT SERVICES-SCH ADM | 9,000.00 | 0.00 | 399.00 | 4.43 | 0.00 | 8,601.00 |
| 2529 FISCAL SERVICES | 7,000.00 | 0.00 | 0.00 | 0.00 | 0.00 | 7,000.00 |
| 2535 CONSTRUCTION AND IMPROVEMENTS | 2,000,000.00 | 201,119.02 | 1,500,106.33 | 75.01 | 0.00 | 499,893.67 |
| 2541 OPER & MAINTENANCE DIRECTOR | 2,000.00 | 0.00 | 0.00 | 0.00 | 0.00 | 2,000.00 |

Control Expenditure Report by Function

| Function Number | Current Budget | Expended During Month | Expenditures to Date | % of Budget | Outstanding Encumbrances | Uncommitted Funds |
|-----------------|--|-----------------------|----------------------|-------------|--------------------------|-------------------|
| 2542 | 1,780,000.00 | 35,073.98 | 642,125.19 | 36.07 | 0.00 | 1,137,874.81 |
| 2543 | 400,000.00 | 0.00 | 66,722.21 | 16.68 | 0.00 | 333,277.79 |
| 2551 | 2,000.00 | 0.00 | 0.00 | 0.00 | 0.00 | 2,000.00 |
| 2552 | 226,000.00 | 0.00 | 187,510.96 | 82.97 | 0.00 | 38,489.04 |
| 2569 | 25,000.00 | 0.00 | 515.60 | 2.06 | 0.00 | 24,484.40 |
| 2574 | 25,000.00 | 4,950.00 | 17,795.00 | 71.18 | 0.00 | 7,205.00 |
| 5000 | 1,554,000.00 | 232,661.88 | 1,091,902.51 | 70.26 | 0.00 | 462,097.49 |
| 6910 | 25,000.00 | 0.00 | 2,263.56 | 19.35 | 2,574.00 | 20,162.44 |
| 6931 | 25,000.00 | 0.00 | 1,299.99 | 5.20 | 0.00 | 23,700.01 |
| 8110 | 300,000.00 | 0.00 | 0.00 | 0.00 | 0.00 | 300,000.00 |
| 21 | 7,830,000.00 | 516,171.93 | 3,857,025.48 | 49.50 | 18,941.60 | 3,954,032.92 |
| 22 | SPECIAL EDUCATION FUND | | | | | |
| 1221 | 1,713,100.00 | 173,781.09 | 427,035.17 | 24.93 | 0.00 | 1,286,064.83 |
| 1222 | 1,807,600.00 | 157,934.10 | 419,110.82 | 23.19 | 80.00 | 1,388,409.18 |
| 1224 | 180,400.00 | (8,249.03) | 25,882.84 | 14.35 | 0.00 | 154,517.16 |
| 1226 | 109,800.00 | 16,755.75 | 51,043.98 | 48.09 | 1,758.52 | 56,997.50 |
| 1227 | 44,100.00 | 3,883.91 | 11,560.60 | 26.21 | 0.00 | 32,539.40 |
| 2113 | 25,100.00 | 1,786.31 | 5,358.93 | 21.35 | 0.00 | 19,741.07 |
| 2134 | 110,400.00 | 10,695.91 | 30,537.99 | 27.66 | 0.00 | 79,862.01 |
| 2142 | 169,900.00 | 14,741.90 | 44,808.76 | 26.37 | 0.00 | 125,091.24 |
| 2159 | 680,900.00 | 59,493.45 | 168,059.41 | 24.68 | 0.00 | 512,840.59 |
| 2171 | 68,700.00 | 10,379.80 | 41,079.88 | 59.80 | 0.00 | 27,620.12 |
| 2172 | 118,500.00 | 11,257.32 | 34,924.63 | 29.47 | 0.00 | 83,575.37 |
| 2213 | 11,000.00 | 53.99 | 1,817.79 | 16.53 | 0.00 | 9,182.21 |
| 2710 | 181,300.00 | 14,408.64 | 77,575.47 | 42.79 | 0.00 | 103,724.53 |
| 2730 | 112,200.00 | 2,430.03 | 32,526.03 | 28.99 | 0.00 | 79,673.97 |
| 22 | 5,333,000.00 | 469,353.17 | 1,371,322.30 | 25.75 | 1,838.52 | 3,959,839.18 |
| 25 | BUILDING FUND | | | | | |
| 2539 | 5,000.00 | 0.00 | 3,151.87 | 63.04 | 0.00 | 1,848.13 |
| 25 | 5,000.00 | 0.00 | 3,151.87 | 63.04 | 0.00 | 1,848.13 |
| 32 | BOND REDEMPTION FUND-ELEMENTARY | | | | | |
| 5000 | 1,423,000.00 | 750.00 | 711,843.75 | 50.02 | 0.00 | 711,156.25 |
| 32 | 1,423,000.00 | 750.00 | 711,843.75 | 50.02 | 0.00 | 711,156.25 |
| 51 | SCHOOL NUTRITION FUND | | | | | |
| 2569 | 1,745,000.00 | 100,790.88 | 632,861.19 | 36.27 | 0.00 | 1,112,138.81 |
| 51 | 1,745,000.00 | 100,790.88 | 632,861.19 | 36.27 | 0.00 | 1,112,138.81 |
| 53 | ENTERPRISE FUND | | | | | |
| 2569 | 110,000.00 | 3,477.09 | 11,495.86 | 10.45 | 0.00 | 98,504.14 |
| 3900 | 33,000.00 | 0.00 | 25,178.34 | 76.30 | 0.00 | 7,821.66 |
| 8110 | 40,000.00 | 0.00 | 0.00 | 0.00 | 0.00 | 40,000.00 |
| 53 | 183,000.00 | 3,477.09 | 36,674.20 | 20.04 | 0.00 | 146,325.80 |
| Grand Total: | 39,119,000.00 | 3,041,134.03 | 14,241,939.13 | 36.53 | 49,761.88 | 24,827,298.99 |

| Account Number | Account Description | Current Budget | Expended During Month | Year to Date Expenditures | % of Budget Expended | Outstanding Encumbrances | Uncommitted Funds |
|-----------------|--------------------------------|---------------------|-----------------------|---------------------------|----------------------|--------------------------|---------------------|
| 10 | GENERAL FUND | | | | | | |
| 1111 | ELEMENTARY SCHOOLS | | | | | | |
| 511 | BUCHANAN ELEMENTARY | | | | | | |
| 10 1111 511 111 | CERTIFIED SALARIES | 1,090,000.00 | 85,105.92 | 259,364.94 | 23.79 | 0.00 | 830,635.06 |
| 10 1111 511 112 | PARAPROFESSIONAL SALARIES | 103,000.00 | 12,108.58 | 28,642.09 | 27.81 | 0.00 | 74,357.91 |
| 10 1111 511 114 | CLASSIFIED SALARIES | 60,000.00 | 5,746.20 | 17,425.89 | 29.04 | 0.00 | 42,574.11 |
| 10 1111 511 125 | SUBSTITUTE SALARIES | 20,000.00 | 4,862.83 | 9,879.50 | 49.40 | 0.00 | 10,120.50 |
| 10 1111 511 210 | SOCIAL SECURITY | 97,400.00 | 7,695.20 | 22,524.22 | 23.13 | 0.00 | 74,875.78 |
| 10 1111 511 220 | RETIREMENT | 76,400.00 | 6,133.25 | 18,227.23 | 23.86 | 0.00 | 58,172.77 |
| 10 1111 511 230 | GROUP HEALTH/LIFE INS. | 192,000.00 | 15,948.78 | 45,623.42 | 23.76 | 0.00 | 146,376.58 |
| 10 1111 511 240 | WORKERS COMPENSATION | 5,500.00 | 329.38 | 967.50 | 17.59 | 0.00 | 4,532.50 |
| 10 1111 511 323 | REPAIRS & MTNCE | 20,000.00 | 0.00 | 21,579.74 | 107.90 | 0.00 | (1,579.74) |
| 10 1111 511 334 | TRAVEL | 2,000.00 | 0.00 | 0.00 | 0.00 | 0.00 | 2,000.00 |
| 10 1111 511 339 | OTHER TRANSPORTATION SERVICES | 2,000.00 | 0.00 | 0.00 | 0.00 | 0.00 | 2,000.00 |
| 10 1111 511 340 | COMMUNICATIONS | 2,000.00 | 249.56 | 768.44 | 38.42 | 0.00 | 1,231.56 |
| 10 1111 511 411 | NON-TECHNOLOGY SUPPLIES | 25,000.00 | 1,037.65 | 3,537.08 | 14.51 | 90.52 | 21,372.40 |
| 10 1111 511 412 | TECHNOLOGY SUPPLIES | 5,000.00 | 0.00 | 444.00 | 8.88 | 0.00 | 4,556.00 |
| 10 1111 511 640 | DUES AND FEES | 1,300.00 | 0.00 | 0.00 | 0.00 | 0.00 | 1,300.00 |
| | | 1,701,600.00 | 139,217.35 | 428,984.05 | 25.22 | 90.52 | 1,272,525.43 |
| | | 1,701,600.00 | 139,217.35 | 428,984.05 | 25.22 | 90.52 | 1,272,525.43 |
| 511 | BUCHANAN ELEMENTARY | 1,701,600.00 | 139,217.35 | 428,984.05 | 25.22 | 90.52 | 1,272,525.43 |
| 512 | HURON COLONY ELEMENTARY | | | | | | |
| 10 1111 512 111 | CERTIFIED SALARIES | 99,000.00 | 8,290.50 | 24,871.50 | 25.12 | 0.00 | 74,128.50 |
| 10 1111 512 125 | SUBSTITUTE SALARIES | 1,700.00 | 60.00 | 60.00 | 3.53 | 0.00 | 1,640.00 |
| 10 1111 512 210 | SOCIAL SECURITY | 7,800.00 | 615.80 | 1,838.23 | 23.57 | 0.00 | 5,961.77 |
| 10 1111 512 220 | RETIREMENT | 6,100.00 | 497.43 | 1,492.29 | 24.46 | 0.00 | 4,607.71 |
| 10 1111 512 230 | GROUP HEALTH/LIFE INS. | 17,000.00 | 1,408.00 | 4,224.00 | 24.85 | 0.00 | 12,776.00 |
| 10 1111 512 240 | WORKERS COMPENSATION | 1,000.00 | 26.89 | 80.29 | 8.03 | 0.00 | 919.71 |
| 10 1111 512 323 | REPAIRS & MTNCE | 1,000.00 | 0.00 | 995.98 | 99.60 | 0.00 | 4.02 |
| 10 1111 512 334 | TRAVEL | 500.00 | 0.00 | 0.00 | 0.00 | 0.00 | 500.00 |
| 10 1111 512 339 | OTHER TRANSPORTATION SERVICES | 500.00 | 0.00 | 0.00 | 0.00 | 0.00 | 500.00 |
| 10 1111 512 340 | COMMUNICATIONS | 1,500.00 | 64.78 | 264.22 | 17.61 | 0.00 | 1,235.78 |
| 10 1111 512 411 | NON-TECHNOLOGY SUPPLIES | 3,500.00 | 0.00 | 0.00 | 0.00 | 0.00 | 3,500.00 |
| 10 1111 512 412 | TECHNOLOGY SUPPLIES | 500.00 | 426.17 | 426.17 | 85.23 | 0.00 | 73.83 |
| | | 140,100.00 | 11,389.57 | 34,252.68 | 24.45 | 0.00 | 105,847.32 |
| | | 140,100.00 | 11,389.57 | 34,252.68 | 24.45 | 0.00 | 105,847.32 |
| 512 | HURON COLONY ELEMENTARY | 140,100.00 | 11,389.57 | 34,252.68 | 24.45 | 0.00 | 105,847.32 |
| 514 | MADISON ELEMENTARY | | | | | | |
| | | 140,100.00 | 11,389.57 | 34,252.68 | 24.45 | 0.00 | 105,847.32 |

Expenditure Report by Function
11/2021

| Account Number | Account Description | Current Budget | Expended During Month | Year to Date Expenditures | % of Budget Expended | Outstanding Encumbrances | Uncommitted Funds |
|---------------------------------|-------------------------------|----------------|-----------------------|---------------------------|----------------------|--------------------------|-------------------|
| 10 1111 514 111 | CERTIFIED SALARIES | 1,037,000.00 | 88,176.14 | 266,718.32 | 25.72 | 0.00 | 770,281.68 |
| 10 1111 514 112 | PARAPROFESSIONAL SALARIES | 56,000.00 | 6,770.94 | 16,048.92 | 28.66 | 0.00 | 39,951.08 |
| 10 1111 514 114 | CLASSIFIED SALARIES | 29,000.00 | 2,971.20 | 9,080.73 | 31.31 | 0.00 | 19,919.27 |
| 10 1111 514 125 | SUBSTITUTE SALARIES | 20,000.00 | 4,445.74 | 10,567.27 | 52.84 | 0.00 | 9,432.73 |
| 10 1111 514 210 | SOCIAL SECURITY | 87,400.00 | 7,525.87 | 22,186.56 | 25.39 | 0.00 | 65,213.44 |
| 10 1111 514 220 | RETIREMENT | 68,600.00 | 5,794.73 | 17,288.63 | 25.20 | 0.00 | 51,311.37 |
| 10 1111 514 230 | GROUP HEALTH/LIFE INS. | 173,000.00 | 15,291.50 | 45,977.44 | 26.58 | 0.00 | 127,022.56 |
| 10 1111 514 240 | WORKERS COMPENSATION | 5,500.00 | 300.08 | 914.27 | 16.62 | 0.00 | 4,585.73 |
| 10 1111 514 323 | REPAIRS & MTNCE | 15,000.00 | 0.00 | 16,634.33 | 110.90 | 0.00 | (1,634.33) |
| 10 1111 514 334 | TRAVEL | 2,000.00 | 0.00 | 0.00 | 0.00 | 0.00 | 2,000.00 |
| 10 1111 514 339 | OTHER TRANSPORTATION SERVICES | 2,000.00 | 0.00 | 0.00 | 0.00 | 0.00 | 2,000.00 |
| 10 1111 514 340 | COMMUNICATIONS | 2,000.00 | 249.56 | 768.44 | 38.42 | 0.00 | 1,231.56 |
| 10 1111 514 411 | NON-TECHNOLOGY SUPPLIES | 23,000.00 | 1,080.24 | 7,026.26 | 31.29 | 169.30 | 15,804.44 |
| 10 1111 514 412 | TECHNOLOGY SUPPLIES | 4,000.00 | 0.00 | 702.96 | 17.57 | 0.00 | 3,297.04 |
| 10 1111 514 640 | DUES AND FEES | 1,300.00 | 0.00 | 0.00 | 0.00 | 0.00 | 1,300.00 |
| | | 1,525,800.00 | 132,606.00 | 413,914.13 | 27.14 | 169.30 | 1,111,716.57 |
| 514 MADISON ELEMENTARY | | 1,525,800.00 | 132,606.00 | 413,914.13 | 27.14 | 169.30 | 1,111,716.57 |
| 516 WASHINGTON ELEMENTARY | | 1,525,800.00 | 132,606.00 | 413,914.13 | 27.14 | 169.30 | 1,111,716.57 |
| 10 1111 516 111 | CERTIFIED SALARIES | 1,100,000.00 | 94,329.39 | 275,238.45 | 25.02 | 0.00 | 824,761.55 |
| 10 1111 516 114 | CLASSIFIED SALARIES | 29,000.00 | 4,904.80 | 10,176.23 | 35.09 | 0.00 | 18,823.77 |
| 10 1111 516 125 | SUBSTITUTE SALARIES | 20,000.00 | 5,030.73 | 8,011.24 | 40.06 | 0.00 | 11,988.76 |
| 10 1111 516 210 | SOCIAL SECURITY | 87,900.00 | 7,720.92 | 21,638.02 | 24.62 | 0.00 | 66,261.98 |
| 10 1111 516 220 | RETIREMENT | 69,000.00 | 5,841.54 | 16,895.34 | 24.49 | 0.00 | 52,104.66 |
| 10 1111 516 230 | GROUP HEALTH/LIFE INS. | 170,000.00 | 13,034.66 | 38,987.02 | 22.93 | 0.00 | 131,012.98 |
| 10 1111 516 240 | WORKERS COMPENSATION | 5,000.00 | 322.53 | 899.00 | 17.98 | 0.00 | 4,101.00 |
| 10 1111 516 323 | REPAIRS & MTNCE | 15,000.00 | 0.00 | 6,234.59 | 41.56 | 0.00 | 8,765.41 |
| 10 1111 516 334 | TRAVEL | 2,000.00 | 0.00 | 0.00 | 0.00 | 0.00 | 2,000.00 |
| 10 1111 516 339 | OTHER TRANSPORTATION SERVICES | 2,000.00 | 0.00 | 0.00 | 0.00 | 0.00 | 2,000.00 |
| 10 1111 516 340 | COMMUNICATIONS | 2,000.00 | 249.56 | 768.44 | 38.42 | 0.00 | 1,231.56 |
| 10 1111 516 411 | NON-TECHNOLOGY SUPPLIES | 21,000.00 | 833.18 | 5,374.01 | 25.59 | 0.00 | 15,625.99 |
| 10 1111 516 412 | TECHNOLOGY SUPPLIES | 3,000.00 | 857.49 | 1,182.49 | 39.42 | 0.00 | 1,817.51 |
| 10 1111 516 640 | DUES AND FEES | 1,300.00 | 0.00 | 0.00 | 0.00 | 0.00 | 1,300.00 |
| | | 1,527,200.00 | 133,124.80 | 385,404.83 | 25.24 | 0.00 | 1,141,795.17 |
| 516 WASHINGTON ELEMENTARY | | 1,527,200.00 | 133,124.80 | 385,404.83 | 25.24 | 0.00 | 1,141,795.17 |
| 518 RIVERSIDE COLONY ELEMENTARY | | 1,527,200.00 | 133,124.80 | 385,404.83 | 25.24 | 0.00 | 1,141,795.17 |
| 10 1111 518 111 | CERTIFIED SALARIES | 110,000.00 | 9,308.75 | 27,926.25 | 25.39 | 0.00 | 82,073.75 |

Expenditure Report by Function
11/2021

| Account Number | Account Description | Current Budget | Expended During Month | Year to Date Expenditures | % of Budget Expended | Outstanding Encumbrances | Uncommitted Funds |
|---------------------------------|-------------------------------|----------------|-----------------------|---------------------------|----------------------|--------------------------|-------------------|
| 10 1111 518 125 | SUBSTITUTE SALARIES | 1,700.00 | 0.00 | 0.00 | 0.00 | 0.00 | 1,700.00 |
| 10 1111 518 210 | SOCIAL SECURITY | 8,600.00 | 712.11 | 2,136.34 | 24.84 | 0.00 | 6,463.66 |
| 10 1111 518 220 | RETIREMENT | 6,800.00 | 558.53 | 1,675.59 | 24.64 | 0.00 | 5,124.41 |
| 10 1111 518 230 | HEALTH INSURANCE | 17,000.00 | 1,403.25 | 4,209.75 | 24.76 | 0.00 | 12,790.25 |
| 10 1111 518 240 | WORKMENS COMPENSATION | 1,000.00 | 29.97 | 89.93 | 8.99 | 0.00 | 910.07 |
| 10 1111 518 323 | REPAIRS & MINTCE | 1,000.00 | 0.00 | 750.00 | 75.00 | 0.00 | 250.00 |
| 10 1111 518 334 | TRAVEL | 500.00 | 0.00 | 0.00 | 0.00 | 0.00 | 500.00 |
| 10 1111 518 339 | OTHER TRANSPORTATION SERVICES | 500.00 | 0.00 | 0.00 | 0.00 | 0.00 | 500.00 |
| 10 1111 518 340 | COMMUNICATION | 1,500.00 | 64.78 | 264.22 | 17.61 | 0.00 | 1,235.78 |
| 10 1111 518 411 | NON-TECHNOLOGY SUPPLIES | 3,500.00 | 143.21 | 206.53 | 6.75 | 29.85 | 3,263.62 |
| 10 1111 518 412 | TECHNOLOGY SUPPLIES | 500.00 | 0.00 | 0.00 | 0.00 | 0.00 | 500.00 |
| 518 RIVERSIDE COLONY ELEMENTARY | | 152,600.00 | 12,220.60 | 37,258.61 | 24.44 | 29.85 | 115,311.54 |
| 923 FUTP 60 | | 152,600.00 | 12,220.60 | 37,258.61 | 24.44 | 29.85 | 115,311.54 |
| 000 DISTRICT | | 152,600.00 | 12,220.60 | 37,258.61 | 24.44 | 29.85 | 115,311.54 |
| 006 WASHINGTON | | 0.00 | 0.00 | 138.44 | 0.00 | 0.00 | (138.44) |
| 10 1111 923 411 000 006 | NON-TECHNOLOGY SUPPLIES | 0.00 | 0.00 | 138.44 | 0.00 | 0.00 | (138.44) |
| 006 WASHINGTON | | 0.00 | 0.00 | 138.44 | 0.00 | 0.00 | (138.44) |
| 000 DISTRICT | | 0.00 | 0.00 | 138.44 | 0.00 | 0.00 | (138.44) |
| 923 FUTP 60 | | 0.00 | 0.00 | 138.44 | 0.00 | 0.00 | (138.44) |
| 925 ESSER III FUNDS | | 0.00 | 0.00 | 9,548.00 | 0.00 | 0.00 | (9,548.00) |
| 200 20% LEARNING LOSS | | 0.00 | 0.00 | 33,750.00 | 0.00 | 0.00 | (33,750.00) |
| 001 BUCHANAN | | 0.00 | 0.00 | 43,298.00 | 0.00 | 0.00 | (43,298.00) |
| 10 1111 925 319 200 001 | PROFESSIONAL SERVICES | 0.00 | 0.00 | 9,548.00 | 0.00 | 0.00 | (9,548.00) |
| 10 1111 925 411 200 001 | NON-TECHNOLOGY SUPPLIES | 0.00 | 0.00 | 33,750.00 | 0.00 | 0.00 | (33,750.00) |
| 001 BUCHANAN | | 0.00 | 0.00 | 43,298.00 | 0.00 | 0.00 | (43,298.00) |
| 002 HURON COLONY | | 0.00 | 0.00 | 867.00 | 0.00 | 0.00 | (867.00) |
| 10 1111 925 319 200 002 | PROFESSIONAL SERVICES | 0.00 | 0.00 | 867.00 | 0.00 | 0.00 | (867.00) |
| 002 HURON COLONY | | 0.00 | 0.00 | 867.00 | 0.00 | 0.00 | (867.00) |
| 004 MADISON | | 0.00 | 0.00 | 9,082.00 | 0.00 | 0.00 | (9,082.00) |
| 10 1111 925 319 200 004 | PROFESSIONAL SERVICES | 0.00 | 0.00 | 9,082.00 | 0.00 | 0.00 | (9,082.00) |
| 10 1111 925 411 200 004 | NON-TECHNOLOGY SUPPLIES | 0.00 | 0.00 | 11,229.00 | 0.00 | 0.00 | (11,229.00) |
| 004 MADISON | | 0.00 | 0.00 | 20,311.00 | 0.00 | 0.00 | (20,311.00) |
| 006 WASHINGTON | | 0.00 | 0.00 | 9,634.00 | 0.00 | 0.00 | (9,634.00) |
| 10 1111 925 319 200 006 | PROFESSIONAL SERVICES | 0.00 | 0.00 | 9,634.00 | 0.00 | 0.00 | (9,634.00) |
| 10 1111 925 411 200 006 | NON-TECHNOLOGY SUPPLIES | 0.00 | 0.00 | 11,229.00 | 0.00 | 0.00 | (11,229.00) |
| 006 WASHINGTON | | 0.00 | 0.00 | 20,863.00 | 0.00 | 0.00 | (20,863.00) |
| 008 RIVERSIDE COLONY | | 0.00 | 0.00 | 963.00 | 0.00 | 0.00 | (963.00) |
| 10 1111 925 319 200 008 | PROFESSIONAL SERVICES | 0.00 | 0.00 | 963.00 | 0.00 | 0.00 | (963.00) |
| 008 RIVERSIDE COLONY | | 0.00 | 0.00 | 963.00 | 0.00 | 0.00 | (963.00) |

Expenditure Report by Function

11/2021

| Account Number | Account Description | Current Budget | Expended During Month | Year to Date Expenditures | % of Budget Expended | Outstanding Encumbrances | Uncommitted Funds |
|-------------------------|----------------------------|----------------|-----------------------|---------------------------|----------------------|--------------------------|-------------------|
| 200 | 20% LEARNING LOSS | 0.00 | 0.00 | 86,302.00 | 0.00 | 0.00 | (86,302.00) |
| 800 | 80% SUSTAINING | | | | | | |
| 001 | BUCHANAN | | | | | | |
| 10 1111 925 411 800 001 | NON-TECHNOLOGY SUPPLIES | 0.00 | 0.00 | 3,139.60 | 0.00 | 0.00 | (3,139.60) |
| 001 | BUCHANAN | 0.00 | 0.00 | 3,139.60 | 0.00 | 0.00 | (3,139.60) |
| 004 | MADISON | | | | | | |
| 10 1111 925 411 800 004 | NON-TECHNOLOGY SUPPLIES | 0.00 | 0.00 | 3,139.60 | 0.00 | 0.00 | (3,139.60) |
| 004 | MADISON | 0.00 | 0.00 | 3,139.60 | 0.00 | 0.00 | (3,139.60) |
| 006 | WASHINGTON | | | | | | |
| 10 1111 925 411 800 006 | NON-TECHNOLOGY SUPPLIES | 0.00 | 0.00 | 3,139.60 | 0.00 | 0.00 | (3,139.60) |
| 006 | WASHINGTON | 0.00 | 0.00 | 3,139.60 | 0.00 | 0.00 | (3,139.60) |
| 800 | 80% SUSTAINING | 0.00 | 0.00 | 9,418.80 | 0.00 | 0.00 | (9,418.80) |
| 925 | ESSER III FUNDS | 0.00 | 0.00 | 95,720.80 | 0.00 | 0.00 | (95,720.80) |
| 991 | TITLE III | | | | | | |
| 10 1111 991 111 | CERTIFIED SALARIES | 25,000.00 | 0.00 | 0.00 | 0.00 | 0.00 | 25,000.00 |
| 10 1111 991 210 | SOCIAL SECURITY RETIREMENT | 2,000.00 | 0.00 | 0.00 | 0.00 | 0.00 | 2,000.00 |
| 10 1111 991 220 | WORKERS' COMPENSATION | 1,500.00 | 0.00 | 0.00 | 0.00 | 0.00 | 1,500.00 |
| 10 1111 991 240 | PROFESSIONAL SERVICES | 500.00 | 0.00 | 0.00 | 0.00 | 0.00 | 500.00 |
| 10 1111 991 319 | PROFESSIONAL SERVICES | 16,000.00 | 0.00 | 0.00 | 0.00 | 0.00 | 16,000.00 |
| 10 1111 991 334 | TRAVEL | 5,000.00 | 0.00 | 0.00 | 0.00 | 0.00 | 5,000.00 |
| 10 1111 991 411 | NON-TECHNOLOGY SUPPLIES | 30,000.00 | 0.00 | 0.00 | 0.00 | 0.00 | 30,000.00 |
| 10 1111 991 412 | TECHNOLOGY SUPPLIES | 10,000.00 | 0.00 | 0.00 | 0.00 | 0.00 | 10,000.00 |
| 991 | TITLE III | 90,000.00 | 0.00 | 0.00 | 0.00 | 0.00 | 90,000.00 |
| 992 | TITLE III IMMIGRANT | 90,000.00 | 0.00 | 0.00 | 0.00 | 0.00 | 90,000.00 |
| 992 | TITLE III IMMIGRANT | 90,000.00 | 0.00 | 0.00 | 0.00 | 0.00 | 90,000.00 |
| 10 1111 992 112 | PARAPROFESSIONAL SALARIES | 25,000.00 | 0.00 | 0.00 | 0.00 | 0.00 | 25,000.00 |
| 10 1111 992 210 | SOCIAL SECURITY RETIREMENT | 2,000.00 | 0.00 | 0.00 | 0.00 | 0.00 | 2,000.00 |
| 10 1111 992 220 | HEALTH INSURANCE | 1,500.00 | 0.00 | 0.00 | 0.00 | 0.00 | 1,500.00 |
| 10 1111 992 230 | WORKERS' COMPENSATION | 5,000.00 | 0.00 | 0.00 | 0.00 | 0.00 | 5,000.00 |
| 10 1111 992 240 | NON-TECHNOLOGY SUPPLIES | 500.00 | 0.00 | 0.00 | 0.00 | 0.00 | 500.00 |
| 10 1111 992 411 | NON-TECHNOLOGY SUPPLIES | 1,000.00 | 0.00 | 0.00 | 0.00 | 0.00 | 1,000.00 |
| 992 | TITLE III IMMIGRANT | 35,000.00 | 0.00 | 0.00 | 0.00 | 0.00 | 35,000.00 |
| 1111 | ELEMENTARY SCHOOLS | 35,000.00 | 0.00 | 0.00 | 0.00 | 0.00 | 35,000.00 |
| 1121 | MIDDLE SCHOOL | 35,000.00 | 0.00 | 0.00 | 0.00 | 0.00 | 35,000.00 |
| 992 | TITLE III IMMIGRANT | 5,172,300.00 | 428,558.32 | 1,395,673.54 | 26.99 | 289.67 | 3,776,336.79 |

| Account Number | Account Description | Current Budget | Expended During Month | Year to Date Expenditures | % of Budget Expended | Outstanding Encumbrances | Uncommitted Funds |
|-------------------------|---------------------------------|----------------|-----------------------|---------------------------|----------------------|--------------------------|-------------------|
| 007 | LSS REFUGEE IMPACT GRANT | | | | | | |
| 10 1121 007 114 | CLASSIFIED SALARIES | 8,100.00 | 1,078.54 | 5,392.70 | 66.58 | 0.00 | 2,707.30 |
| 10 1121 007 210 | SOCIAL SECURITY | 700.00 | 80.56 | 402.80 | 57.54 | 0.00 | 297.20 |
| 10 1121 007 220 | RETIREMENT | 500.00 | 64.71 | 323.55 | 64.71 | 0.00 | 176.45 |
| 10 1121 007 230 | HEALTH INSURANCE | 0.00 | 210.71 | 1,053.55 | 0.00 | 0.00 | (1,053.55) |
| 10 1121 007 240 | WORKERS' COMPENSATION | 100.00 | 3.47 | 17.35 | 17.35 | 0.00 | 82.65 |
| 10 1121 007 340 | COMMUNICATION | 600.00 | 0.00 | 0.00 | 0.00 | 0.00 | 600.00 |
| | | 10,000.00 | 1,437.99 | 7,189.95 | 71.90 | 0.00 | 2,810.05 |
| | | 10,000.00 | 1,437.99 | 7,189.95 | 71.90 | 0.00 | 2,810.05 |
| 007 | LSS REFUGEE IMPACT GRANT | 10,000.00 | 1,437.99 | 7,189.95 | 71.90 | 0.00 | 2,810.05 |
| 600 | MIDDLE SCHOOL | | | | | | |
| 10 1121 600 111 | CERTIFIED SALARIES | 1,725,000.00 | 154,386.45 | 438,588.48 | 25.43 | 0.00 | 1,286,411.52 |
| 10 1121 600 112 | PARAPROFESSIONAL SALARIES | 25,000.00 | 0.00 | 0.00 | 0.00 | 0.00 | 25,000.00 |
| 10 1121 600 114 | CLASSIFIED SALARIES | 45,000.00 | 6,382.24 | 22,623.55 | 50.27 | 0.00 | 22,376.45 |
| 10 1121 600 125 | SUBSTITUTE SALARIES | 30,000.00 | 2,651.38 | 11,909.07 | 39.70 | 0.00 | 18,090.93 |
| 10 1121 600 210 | SOCIAL SECURITY | 139,700.00 | 11,914.70 | 34,471.64 | 24.68 | 0.00 | 105,228.36 |
| 10 1121 600 220 | RETIREMENT | 109,500.00 | 9,583.10 | 27,447.37 | 25.07 | 0.00 | 82,052.63 |
| 10 1121 600 230 | GROUP HEALTH/LIFE INS. | 300,000.00 | 25,418.55 | 74,689.71 | 24.90 | 0.00 | 225,310.29 |
| 10 1121 600 240 | WORKERS COMPENSATION | 5,000.00 | 526.14 | 1,564.49 | 31.29 | 0.00 | 3,435.51 |
| 10 1121 600 319 | PROFESSIONAL SERVICES | 1,500.00 | 0.00 | 0.00 | 0.00 | 0.00 | 1,500.00 |
| 10 1121 600 323 | REPAIRS & MTNCE | 15,000.00 | 0.00 | 14,717.83 | 98.12 | 0.00 | 282.17 |
| 10 1121 600 334 | TRAVEL | 3,000.00 | 0.00 | 142.14 | 4.74 | 0.00 | 2,857.86 |
| 10 1121 600 339 | OTHER TRANSPORTATION SERVICES | 3,000.00 | 0.00 | 0.00 | 0.00 | 0.00 | 3,000.00 |
| 10 1121 600 340 | COMMUNICATIONS | 3,600.00 | 1,276.95 | 3,434.05 | 95.39 | 0.00 | 165.95 |
| 10 1121 600 411 | NON-TECHNOLOGY SUPPLIES | 37,000.00 | 6,211.45 | 18,074.37 | 52.26 | 1,263.63 | 17,662.00 |
| 10 1121 600 412 | TECHNOLOGY SUPPLIES | 5,000.00 | 0.00 | 325.00 | 6.50 | 0.00 | 4,675.00 |
| 10 1121 600 640 | DUES & FEES | 800.00 | 0.00 | 0.00 | 0.00 | 0.00 | 800.00 |
| | | 2,448,100.00 | 218,350.96 | 647,987.70 | 26.52 | 1,263.63 | 1,798,848.67 |
| | | 2,448,100.00 | 218,350.96 | 647,987.70 | 26.52 | 1,263.63 | 1,798,848.67 |
| 600 | MIDDLE SCHOOL | 2,448,100.00 | 218,350.96 | 647,987.70 | 26.52 | 1,263.63 | 1,798,848.67 |
| 925 | ESSER III FUNDS | | | | | | |
| 200 | 20% LEARNING LOSS | | | | | | |
| 009 | MIDDLE SCHOOL | | | | | | |
| 10 1121 925 319 200 009 | PROFESSIONAL SERVICES | 0.00 | 0.00 | 15,108.00 | 0.00 | 0.00 | (15,108.00) |
| 10 1121 925 411 200 009 | NON-TECHNOLOGY SUPPLIES | 0.00 | 0.00 | 43,629.00 | 0.00 | 0.00 | (43,629.00) |
| 10 1121 925 479 200 009 | SUPPLIES (NON-CONSUM) | 0.00 | 0.00 | 20,238.08 | 0.00 | 0.00 | (20,238.08) |
| 009 | MIDDLE SCHOOL | 0.00 | 0.00 | 78,975.08 | 0.00 | 0.00 | (78,975.08) |
| 200 | 20% LEARNING LOSS | 0.00 | 0.00 | 78,975.08 | 0.00 | 0.00 | (78,975.08) |

Expenditure Report by Function

11/2021

| Account Number | Account Description | Current Budget | Expended During Month | Year to Date Expenditures | % of Budget Expended | Outstanding Encumbrances | Uncommitted Funds |
|---------------------------|-------------------------------|----------------|-----------------------|---------------------------|----------------------|--------------------------|-------------------|
| 800 80% SUSTAINING | | | | | | | |
| 009 MIDDLE SCHOOL | | | | | | | |
| 10 1121 925 411 800 009 | NON-TECHNOLOGY SUPPLIES | 0.00 | 0.00 | 3,139.60 | 0.00 | 0.00 | (3,139.60) |
| 009 MIDDLE SCHOOL | | 0.00 | 0.00 | 3,139.60 | 0.00 | 0.00 | (3,139.60) |
| 800 80% SUSTAINING | | | | | | | |
| 925 ESSER III FUNDS | | | | | | | |
| 1121 MIDDLE SCHOOL | | 0.00 | 0.00 | 3,139.60 | 0.00 | 0.00 | (3,139.60) |
| | | 0.00 | 0.00 | 82,114.68 | 0.00 | 0.00 | (82,114.68) |
| | | 2,458,100.00 | 219,788.95 | 737,292.33 | 30.05 | 1,263.63 | 1,719,544.04 |
| 1131 HIGH SCHOOL | | | | | | | |
| 700 HIGH SCHOOL | | | | | | | |
| 10 1131 700 111 | CERTIFIED SALARIES | 1,550,000.00 | 113,998.14 | 373,263.79 | 24.08 | 0.00 | 1,176,736.21 |
| 10 1131 700 112 | PARAPROFESSIONAL SALARIES | 52,000.00 | 4,007.67 | 10,666.65 | 20.51 | 0.00 | 41,333.35 |
| 10 1131 700 114 | CLASSIFIED SALARIES | 90,000.00 | 7,517.47 | 34,052.01 | 37.84 | 0.00 | 55,947.99 |
| 10 1131 700 125 | SUBSTITUTE SALARIES | 26,000.00 | 3,325.41 | 10,780.37 | 41.46 | 0.00 | 15,219.63 |
| 10 1131 700 210 | SOCIAL SECURITY | 131,500.00 | 9,093.66 | 30,373.96 | 23.10 | 0.00 | 101,126.04 |
| 10 1131 700 220 | RETIREMENT | 103,100.00 | 7,465.45 | 24,881.20 | 24.13 | 0.00 | 78,218.80 |
| 10 1131 700 230 | GROUP HEALTH/LIFE INS. | 268,000.00 | 21,597.45 | 66,941.23 | 24.98 | 0.00 | 201,058.77 |
| 10 1131 700 240 | WORKERS COMPENSATION | 6,000.00 | 416.82 | 1,364.01 | 22.73 | 0.00 | 4,635.99 |
| 10 1131 700 319 | PROFESSIONAL SERVICES | 5,500.00 | 0.00 | 0.00 | 0.00 | 0.00 | 5,500.00 |
| 10 1131 700 323 | REPAIRS & MTNCE | 11,000.00 | 762.30 | 7,134.05 | 64.86 | 0.00 | 3,865.95 |
| 10 1131 700 334 | TRAVEL | 4,000.00 | 0.00 | 0.00 | 0.00 | 0.00 | 4,000.00 |
| 10 1131 700 339 | OTHER TRANSPORTATION SERVICES | 4,000.00 | 0.00 | 0.00 | 0.00 | 0.00 | 4,000.00 |
| 10 1131 700 340 | COMMUNICATIONS | 3,000.00 | 1,276.95 | 3,434.05 | 114.47 | 0.00 | (434.05) |
| 10 1131 700 411 | NON-TECHNOLOGY SUPPLIES | 56,000.00 | 3,040.22 | 12,940.45 | 26.80 | 2,069.00 | 40,990.55 |
| 10 1131 700 412 | TECHNOLOGY SUPPLIES | 8,000.00 | 125.00 | 450.00 | 5.63 | 0.00 | 7,550.00 |
| 10 1131 700 473 | COMPUTER LICENSING FEES | 11,000.00 | 0.00 | 0.00 | 0.00 | 0.00 | 11,000.00 |
| 10 1131 700 640 | DUES AND FEES | 1,200.00 | 0.00 | 0.00 | 0.00 | 0.00 | 1,200.00 |
| | | 2,330,300.00 | 172,626.54 | 576,281.77 | 24.82 | 2,069.00 | 1,751,949.23 |
| | | 2,330,300.00 | 172,626.54 | 576,281.77 | 24.82 | 2,069.00 | 1,751,949.23 |
| 700 HIGH SCHOOL | | 2,330,300.00 | 172,626.54 | 576,281.77 | 24.82 | 2,069.00 | 1,751,949.23 |
| 770 CTE CENTER | | | | | | | |
| 10 1131 770 111 | CERTIFIED SALARIES | 285,000.00 | 23,500.19 | 70,445.67 | 24.72 | 0.00 | 214,554.33 |
| 10 1131 770 125 | SUBSTITUTE SALARIES | 4,500.00 | 1,967.55 | 2,612.55 | 58.06 | 0.00 | 1,887.45 |
| 10 1131 770 210 | SOCIAL SECURITY | 22,200.00 | 1,876.41 | 5,373.38 | 24.20 | 0.00 | 16,826.62 |
| 10 1131 770 220 | RETIREMENT | 17,400.00 | 1,410.02 | 4,226.77 | 24.29 | 0.00 | 13,173.23 |
| 10 1131 770 230 | GROUP HEALTH/LIFE INS. | 46,000.00 | 3,163.98 | 9,491.18 | 20.63 | 0.00 | 36,508.82 |
| 10 1131 770 240 | WORKMENS COMPENSATION | 1,500.00 | 87.95 | 269.40 | 17.96 | 0.00 | 1,230.60 |
| 10 1131 770 323 | REPAIRS & MTNCE | 2,000.00 | 0.00 | 1,000.00 | 50.00 | 0.00 | 1,000.00 |
| 10 1131 770 334 | TRAVEL | 2,000.00 | 0.00 | 0.00 | 0.00 | 0.00 | 2,000.00 |

| Account Number | Account Description | Current Budget | Expended During Month | Year to Date Expenditures | % of Budget Expended | Outstanding Encumbrances | Uncommitted Funds |
|------------------------------|-------------------------------|----------------|-----------------------|---------------------------|----------------------|--------------------------|-------------------|
| 10 1131 770 339 | OTHER TRANSPORTATION SERVICES | 4,000.00 | 0.00 | 0.00 | 0.00 | 0.00 | 4,000.00 |
| 10 1131 770 340 | COMMUNICATIONS | 1,000.00 | 147.17 | 496.33 | 49.63 | 0.00 | 503.67 |
| 10 1131 770 411 | NON-TECHNOLOGY SUPPLIES | 19,000.00 | 1,785.56 | 6,516.18 | 52.11 | 3,385.21 | 9,098.61 |
| 10 1131 770 412 | TECHNOLOGY SUPPLIES | 2,000.00 | 0.00 | 0.00 | 0.00 | 0.00 | 2,000.00 |
| | | 406,600.00 | 33,938.83 | 100,431.46 | 25.53 | 3,385.21 | 302,783.33 |
| 770 CTE CENTER | | 406,600.00 | 33,938.83 | 100,431.46 | 25.53 | 3,385.21 | 302,783.33 |
| 791 PRIDE HIGH | | 406,600.00 | 33,938.83 | 100,431.46 | 25.53 | 3,385.21 | 302,783.33 |
| 10 1131 791 111 | CERTIFIED SALARIES | 49,000.00 | 3,640.92 | 14,563.68 | 29.72 | 0.00 | 34,436.32 |
| 10 1131 791 112 | PARAPROFESSIONAL SALARIES | 26,000.00 | 2,525.22 | 5,940.59 | 22.85 | 0.00 | 20,059.41 |
| 10 1131 791 125 | SUBSTITUTE SALARIES | 1,000.00 | 0.00 | 405.00 | 40.50 | 0.00 | 595.00 |
| 10 1131 791 210 | SOCIAL SECURITY | 5,900.00 | 452.10 | 1,547.69 | 26.23 | 0.00 | 4,352.31 |
| 10 1131 791 220 | RETIREMENT | 4,600.00 | 369.97 | 1,230.26 | 26.74 | 0.00 | 3,369.74 |
| 10 1131 791 230 | GROUP HEALTH/LIFE INS. | 16,400.00 | 58.03 | 217.89 | 1.33 | 0.00 | 16,182.11 |
| 10 1131 791 240 | WORKMENS COMPENSATION | 500.00 | 19.85 | 67.32 | 13.46 | 0.00 | 432.68 |
| 10 1131 791 323 | REPAIRS & MTNCE | 200.00 | 0.00 | 0.00 | 0.00 | 0.00 | 200.00 |
| 10 1131 791 340 | COMMUNICATIONS | 300.00 | 42.39 | 152.11 | 50.70 | 0.00 | 147.89 |
| 10 1131 791 411 | NON-TECHNOLOGY SUPPLIES | 400.00 | 0.00 | 0.00 | 0.00 | 0.00 | 400.00 |
| 10 1131 791 412 | TECHNOLOGY SUPPLIES | 100.00 | 0.00 | 0.00 | 0.00 | 0.00 | 100.00 |
| | | 104,400.00 | 7,108.48 | 24,124.54 | 23.11 | 0.00 | 80,275.46 |
| 791 PRIDE HIGH | | 104,400.00 | 7,108.48 | 24,124.54 | 23.11 | 0.00 | 80,275.46 |
| 800 OUR HOME PROGRAMS | | 104,400.00 | 7,108.48 | 24,124.54 | 23.11 | 0.00 | 80,275.46 |
| 10 1131 800 111 | CERTIFIED SALARIES | 140,000.00 | 21,483.40 | 49,670.73 | 35.48 | 0.00 | 90,329.27 |
| 10 1131 800 125 | SUBSTITUTE SALARIES | 2,000.00 | 0.00 | 0.00 | 0.00 | 0.00 | 2,000.00 |
| 10 1131 800 210 | SOCIAL SECURITY | 10,900.00 | 1,613.28 | 3,769.63 | 34.58 | 0.00 | 7,130.37 |
| 10 1131 800 220 | RETIREMENT | 8,600.00 | 1,289.01 | 2,980.25 | 34.65 | 0.00 | 5,619.75 |
| 10 1131 800 230 | HEALTH INSURANCE | 20,000.00 | 3,422.98 | 5,188.68 | 25.94 | 0.00 | 14,811.32 |
| 10 1131 800 240 | WORKERS' COMPENSATION | 700.00 | 69.18 | 145.82 | 20.83 | 0.00 | 554.18 |
| 10 1131 800 323 | REPAIRS & MTNCE | 1,000.00 | 0.00 | 1,000.00 | 100.00 | 0.00 | 0.00 |
| 10 1131 800 334 | TRAVEL | 100.00 | 0.00 | 0.00 | 0.00 | 0.00 | 100.00 |
| 10 1131 800 411 | NON-TECHNOLOGY SUPPLIES | 3,000.00 | 0.00 | 960.13 | 32.00 | 0.00 | 2,039.87 |
| 10 1131 800 412 | TECHNOLOGY SUPPLIES | 1,000.00 | 0.00 | 2,098.00 | 209.80 | 0.00 | (1,098.00) |
| | | 187,300.00 | 27,877.85 | 65,813.24 | 35.14 | 0.00 | 121,486.76 |
| 800 OUR HOME PROGRAMS | | 187,300.00 | 27,877.85 | 65,813.24 | 35.14 | 0.00 | 121,486.76 |
| 925 ESSER III FUNDS | | 187,300.00 | 27,877.85 | 65,813.24 | 35.14 | 0.00 | 121,486.76 |
| 200 20% LEARNING LOSS | | 187,300.00 | 27,877.85 | 65,813.24 | 35.14 | 0.00 | 121,486.76 |

11/2021

User ID: PLB

| Account Number | Account Description | Current Budget | Expended During Month | Year to Date Expenditures | % of Budget Expended | Outstanding Encumbrances | Uncommitted Funds |
|---------------------------|---------------------------|----------------|-----------------------|---------------------------|----------------------|--------------------------|-------------------|
| 010 HIGH SCHOOL | | | | | | | |
| 10 1131 925 111 200 010 | CERTIFIED SALARIES | 0.00 | 7,308.61 | 21,812.31 | 0.00 | 0.00 | (21,812.31) |
| 10 1131 925 125 200 010 | SUBSTITUTE SALARIES | 0.00 | 0.00 | 19.38 | 0.00 | 0.00 | (19.38) |
| 10 1131 925 210 200 010 | SOCIAL SECURITY | 0.00 | 557.60 | 1,665.58 | 0.00 | 0.00 | (1,665.58) |
| 10 1131 925 220 200 010 | RETIREMENT | 0.00 | 438.52 | 1,308.76 | 0.00 | 0.00 | (1,308.76) |
| 10 1131 925 230 200 010 | HEALTH INSURANCE | 0.00 | 432.37 | 1,280.61 | 0.00 | 0.00 | (1,280.61) |
| 10 1131 925 240 200 010 | WORKERS' COMPENSATION | 0.00 | 23.56 | 70.32 | 0.00 | 0.00 | (70.32) |
| 10 1131 925 319 200 010 | PROFESSIONAL SERVICES | 0.00 | 0.00 | 16,072.00 | 0.00 | 0.00 | (16,072.00) |
| 10 1131 925 411 200 010 | NON-TECHNOLOGY SUPPLIES | 0.00 | 0.00 | 42,148.00 | 0.00 | 0.00 | (42,148.00) |
| 010 HIGH SCHOOL | | 0.00 | 8,760.66 | 84,376.96 | 0.00 | 0.00 | (84,376.96) |
| 012 OUR HOME | | | | | | | |
| 10 1131 925 319 200 012 | PROFESSIONAL SERVICES | 0.00 | 0.00 | 1,226.00 | 0.00 | 0.00 | (1,226.00) |
| 012 OUR HOME | | 0.00 | 0.00 | 1,226.00 | 0.00 | 0.00 | (1,226.00) |
| 200 20% LEARNING LOSS | | 0.00 | 8,760.66 | 85,602.96 | 0.00 | 0.00 | (85,602.96) |
| 800 80% SUSTAINING | | | | | | | |
| 010 HIGH SCHOOL | | | | | | | |
| 10 1131 925 411 800 010 | NON-TECHNOLOGY SUPPLIES | 0.00 | 0.00 | 3,139.60 | 0.00 | 0.00 | (3,139.60) |
| 010 HIGH SCHOOL | | 0.00 | 0.00 | 3,139.60 | 0.00 | 0.00 | (3,139.60) |
| 800 80% SUSTAINING | | 0.00 | 0.00 | 3,139.60 | 0.00 | 0.00 | (3,139.60) |
| 925 ESSER III FUNDS | | 0.00 | 8,760.66 | 88,742.56 | 0.00 | 0.00 | (88,742.56) |
| 950 PERKINS GRANT | | | | | | | |
| 10 1131 950 319 | PROFESSIONAL SERVICES | 0.00 | 0.00 | 0.00 | 0.00 | 0.00 | 0.00 |
| 10 1131 950 334 | TRAVEL | 6,000.00 | 0.00 | 586.20 | 9.77 | 0.00 | 5,413.80 |
| 10 1131 950 411 | NON-TECHNOLOGY SUPPLIES | 11,500.00 | 0.00 | 17,367.78 | 151.02 | 0.00 | (5,867.78) |
| 10 1131 950 412 | TECHNOLOGY SUPPLIES | 2,500.00 | 0.00 | 0.00 | 0.00 | 0.00 | 2,500.00 |
| 10 1131 950 549 | OTHER EQUIPMENT | 25,000.00 | 0.00 | 12,605.57 | 66.10 | 3,918.88 | 8,475.55 |
| | | 45,000.00 | 0.00 | 30,559.55 | 76.62 | 3,918.88 | 10,521.57 |
| 950 PERKINS GRANT | | 45,000.00 | 0.00 | 30,559.55 | 76.62 | 3,918.88 | 10,521.57 |
| 964 RLIS GRANT | | | | | | | |
| 10 1131 964 112 | PARAPROFESSIONAL SALARIES | 31,600.00 | 0.00 | 0.00 | 0.00 | 0.00 | 31,600.00 |
| 10 1131 964 125 | SUBSTITUTE SALARIES | 3,000.00 | 0.00 | 0.00 | 0.00 | 0.00 | 3,000.00 |
| 10 1131 964 210 | SOCIAL SECURITY | 2,500.00 | 0.00 | 0.00 | 0.00 | 0.00 | 2,500.00 |
| 10 1131 964 220 | RETIREMENT | 1,900.00 | 0.00 | 0.00 | 0.00 | 0.00 | 1,900.00 |
| 10 1131 964 230 | HEALTH INSURANCE | 5,800.00 | 0.00 | 0.00 | 0.00 | 0.00 | 5,800.00 |
| 10 1131 964 240 | WORKERS' COMPENSATION | 200.00 | 0.00 | 0.00 | 0.00 | 0.00 | 200.00 |
| | | 45,000.00 | 0.00 | 0.00 | 0.00 | 0.00 | 45,000.00 |
| 964 RLIS GRANT | | 45,000.00 | 0.00 | 0.00 | 0.00 | 0.00 | 45,000.00 |

Account Number Account Description

| Account Number | Account Description | Current Budget | Expended During Month | Year to Date Expenditures | % of Budget Expended | Outstanding Encumbrances | Uncommitted Funds |
|-------------------------|-----------------------------------|----------------|-----------------------|---------------------------|----------------------|--------------------------|-------------------|
| 964 | RLIS GRANT | 45,000.00 | 0.00 | 0.00 | 0.00 | 0.00 | 45,000.00 |
| 967 | UNITED WAY-PLTW | | | | | | |
| 10 1131 967 111 | CERTIFIED SALARIES | 0.00 | 0.00 | 1,840.00 | 0.00 | 0.00 | (1,840.00) |
| 10 1131 967 210 | SOCIAL SECURITY | 0.00 | 0.00 | 140.76 | 0.00 | 0.00 | (140.76) |
| 10 1131 967 220 | RETIREMENT | 0.00 | 0.00 | 109.77 | 0.00 | 0.00 | (109.77) |
| 10 1131 967 240 | WORKERS' COMPENSATION | 0.00 | 0.00 | 6.44 | 0.00 | 0.00 | (6.44) |
| 10 1131 967 411 | NON-TECHNOLOGY SUPPLIES | 0.00 | 3,496.00 | 3,544.17 | 0.00 | 0.00 | (3,544.17) |
| | | 0.00 | 3,496.00 | 5,641.14 | 0.00 | 0.00 | (5,641.14) |
| | | 0.00 | 3,496.00 | 5,641.14 | 0.00 | 0.00 | (5,641.14) |
| | | 0.00 | 3,496.00 | 5,641.14 | 0.00 | 0.00 | (5,641.14) |
| 967 | UNITED WAY-PLTW | 3,118,600.00 | 253,808.36 | 891,594.26 | 28.89 | 9,373.09 | 2,217,632.65 |
| 1131 | HIGH SCHOOL | | | | | | |
| 1141 | PRESCHOOL SERVICES | | | | | | |
| 517 | PRESCHOOL-PRIVATE FUNDING | | | | | | |
| 10 1141 517 319 | PROFESSIONAL SERVICES | 0.00 | 806.00 | 2,579.00 | 0.00 | 0.00 | (2,579.00) |
| | | 0.00 | 806.00 | 2,579.00 | 0.00 | 0.00 | (2,579.00) |
| | | 0.00 | 806.00 | 2,579.00 | 0.00 | 0.00 | (2,579.00) |
| | | 0.00 | 806.00 | 2,579.00 | 0.00 | 0.00 | (2,579.00) |
| | | 0.00 | 806.00 | 2,579.00 | 0.00 | 0.00 | (2,579.00) |
| 517 | PRESCHOOL-PRIVATE FUNDING | | | | | | |
| 1141 | PRESCHOOL SERVICES | | | | | | |
| 1250 | CULTURALLY DIFFERENT (LEP) | | | | | | |
| 500 | ELEMENTARY SCHOOL | | | | | | |
| 000 | DISTRICT | | | | | | |
| 001 | BUCHANAN | | | | | | |
| 10 1250 500 111 000 001 | CERTIFIED SALARIES | 107,000.00 | 8,767.83 | 26,303.49 | 24.58 | 0.00 | 80,696.51 |
| 10 1250 500 112 000 001 | PARAPROFESSIONAL SALARIES | 16,000.00 | 353.55 | 3,461.94 | 21.64 | 0.00 | 12,538.06 |
| 10 1250 500 114 000 001 | CLASSIFIED SALARIES | 5,000.00 | 359.52 | 1,797.60 | 35.95 | 0.00 | 3,202.40 |
| 10 1250 500 125 000 001 | SUBSTITUTE SALARIES | 1,000.00 | 120.00 | 300.00 | 30.00 | 0.00 | 700.00 |
| 10 1250 500 210 000 001 | SOCIAL SECURITY | 9,900.00 | 687.25 | 2,294.87 | 23.18 | 0.00 | 7,605.13 |
| 10 1250 500 220 000 001 | RETIREMENT | 7,800.00 | 568.85 | 1,865.42 | 23.92 | 0.00 | 5,934.58 |
| 10 1250 500 230 000 001 | HEALTH INSURANCE | 14,000.00 | 2,050.41 | 6,292.70 | 44.95 | 0.00 | 7,707.30 |
| 10 1250 500 240 000 001 | WORKERS' COMPENSATION | 400.00 | 30.93 | 105.17 | 26.29 | 0.00 | 294.83 |
| 10 1250 500 334 000 001 | TRAVEL | 200.00 | 0.00 | 0.00 | 0.00 | 0.00 | 200.00 |
| 10 1250 500 411 000 001 | NON-TECHNOLOGY SUPPLIES | 1,500.00 | 0.00 | 107.85 | 7.19 | 0.00 | 1,392.15 |
| 10 1250 500 412 000 001 | TECHNOLOGY SUPPLIES | 500.00 | 0.00 | 0.00 | 0.00 | 0.00 | 500.00 |
| 10 1250 500 473 000 001 | COMPUTER LICENSING FEES | 0.00 | 0.00 | 95.00 | 0.00 | 0.00 | (95.00) |
| 10 1250 500 640 000 001 | DUES AND FEES | 200.00 | 0.00 | 0.00 | 0.00 | 0.00 | 200.00 |
| 001 | BUCHANAN | 163,500.00 | 12,938.34 | 42,624.04 | 26.07 | 0.00 | 120,875.96 |
| 002 | HURON COLONY | | | | | | |

Expenditure Report by Function

11/2021

| Account Number | Account Description | Current Budget | Expended During Month | Year to Date Expenditures | % of Budget Expended | Outstanding Encumbrances | Uncommitted Funds |
|-----------------------------|---------------------------|----------------|-----------------------|---------------------------|----------------------|--------------------------|-------------------|
| 10 1250 500 411 000 002 | NON-TECHNOLOGY SUPPLIES | 500.00 | 0.00 | 0.00 | 0.00 | 0.00 | 500.00 |
| 002 HURON COLONY | | 500.00 | 0.00 | 0.00 | 0.00 | 0.00 | 500.00 |
| 004 MADISON | | | | | | | |
| 10 1250 500 111 000 004 | CERTIFIED SALARIES | 105,000.00 | 8,670.58 | 26,011.74 | 24.77 | 0.00 | 78,988.26 |
| 10 1250 500 112 000 004 | PARAPROFESSIONAL SALARIES | 30,000.00 | 3,134.27 | 8,406.39 | 28.02 | 0.00 | 21,593.61 |
| 10 1250 500 114 000 004 | CLASSIFIED SALARIES | 5,000.00 | 359.52 | 1,797.60 | 35.95 | 0.00 | 3,202.40 |
| 10 1250 500 125 000 004 | SUBSTITUTE SALARIES | 3,000.00 | 3,830.00 | 6,125.00 | 204.17 | 0.00 | (3,125.00) |
| 10 1250 500 210 000 004 | SOCIAL SECURITY | 11,000.00 | 1,157.65 | 3,053.03 | 27.75 | 0.00 | 7,946.97 |
| 10 1250 500 220 000 004 | RETIREMENT | 8,600.00 | 729.85 | 2,168.63 | 25.22 | 0.00 | 6,431.37 |
| 10 1250 500 230 000 004 | HEALTH INSURANCE | 23,000.00 | 1,790.88 | 5,532.36 | 24.05 | 0.00 | 17,467.64 |
| 10 1250 500 240 000 004 | WORKERS' COMPENSATION | 400.00 | 51.49 | 137.54 | 34.39 | 0.00 | 262.46 |
| 10 1250 500 334 000 004 | TRAVEL | 200.00 | 0.00 | 0.00 | 0.00 | 0.00 | 200.00 |
| 10 1250 500 411 000 004 | NON-TECHNOLOGY SUPPLIES | 1,500.00 | 0.00 | 64.68 | 8.88 | 68.52 | 1,366.80 |
| 10 1250 500 412 000 004 | TECHNOLOGY SUPPLIES | 500.00 | 0.00 | 0.00 | 0.00 | 0.00 | 500.00 |
| 10 1250 500 640 000 004 | DUES AND FEES | 200.00 | 0.00 | 0.00 | 0.00 | 0.00 | 200.00 |
| 004 MADISON | | 188,400.00 | 19,724.24 | 53,296.97 | 28.33 | 68.52 | 135,034.51 |
| 006 WASHINGTON | | | | | | | |
| 10 1250 500 111 000 006 | CERTIFIED SALARIES | 100,000.00 | 8,183.92 | 24,551.76 | 24.55 | 0.00 | 75,448.24 |
| 10 1250 500 112 000 006 | PARAPROFESSIONAL SALARIES | 15,000.00 | 2,980.18 | 4,349.22 | 28.99 | 0.00 | 10,650.78 |
| 10 1250 500 114 000 006 | CLASSIFIED SALARIES | 5,000.00 | 359.52 | 1,797.60 | 35.95 | 0.00 | 3,202.40 |
| 10 1250 500 125 000 006 | SUBSTITUTE SALARIES | 3,000.00 | 290.00 | 290.00 | 9.67 | 0.00 | 2,710.00 |
| 10 1250 500 210 000 006 | SOCIAL SECURITY | 9,500.00 | 890.74 | 2,332.63 | 24.55 | 0.00 | 7,167.37 |
| 10 1250 500 220 000 006 | RETIREMENT | 7,400.00 | 675.42 | 1,821.66 | 24.62 | 0.00 | 5,578.34 |
| 10 1250 500 230 000 006 | HEALTH INSURANCE | 17,000.00 | 1,903.73 | 4,996.03 | 29.39 | 0.00 | 12,003.97 |
| 10 1250 500 240 000 006 | WORKERS' COMPENSATION | 400.00 | 40.08 | 103.05 | 25.76 | 0.00 | 296.95 |
| 10 1250 500 334 000 006 | TRAVEL | 200.00 | 0.00 | 0.00 | 0.00 | 0.00 | 200.00 |
| 10 1250 500 340 000 006 | COMMUNICATION | 200.00 | 22.39 | 112.11 | 56.06 | 0.00 | 87.89 |
| 10 1250 500 411 000 006 | NON-TECHNOLOGY SUPPLIES | 1,500.00 | 0.00 | 345.90 | 23.06 | 0.00 | 1,154.10 |
| 10 1250 500 412 000 006 | TECHNOLOGY SUPPLIES | 500.00 | 0.00 | 0.00 | 0.00 | 0.00 | 500.00 |
| 10 1250 500 640 000 006 | DUES AND FEES | 200.00 | 0.00 | 0.00 | 0.00 | 0.00 | 200.00 |
| 006 WASHINGTON | | 159,900.00 | 15,345.98 | 40,699.96 | 25.45 | 0.00 | 119,200.04 |
| 008 RIVERSIDE COLONY | | | | | | | |
| 10 1250 500 411 000 008 | NON-TECHNOLOGY SUPPLIES | 500.00 | 219.72 | 219.72 | 43.94 | 0.00 | 280.28 |
| 008 RIVERSIDE COLONY | | 500.00 | 219.72 | 219.72 | 43.94 | 0.00 | 280.28 |
| 000 DISTRICT | | 512,800.00 | 48,228.28 | 136,840.69 | 26.70 | 68.52 | 375,890.79 |
| 500 ELEMENTARY SCHOOL | | 512,800.00 | 48,228.28 | 136,840.69 | 26.70 | 68.52 | 375,890.79 |
| 600 MIDDLE SCHOOL | | | | | | | |
| 10 1250 600 111 | CERTIFIED SALARIES | 98,000.00 | 7,744.49 | 26,652.09 | 27.20 | 0.00 | 71,347.91 |
| 10 1250 600 112 | PARAPROFESSIONAL SALARIES | 40,000.00 | 3,255.33 | 10,119.19 | 25.30 | 0.00 | 29,880.81 |
| 10 1250 600 114 | CLASSIFIED SALARIES | 12,000.00 | 719.04 | 3,595.20 | 29.96 | 0.00 | 8,404.80 |
| 10 1250 600 125 | SUBSTITUTE SALARIES | 3,000.00 | 175.00 | 443.06 | 14.77 | 0.00 | 2,556.94 |

| Account Number | Account Description | Current Budget | Expended During Month | Year to Date Expenditures | % of Budget Expended | Outstanding Encumbrances | Uncommitted Funds |
|---------------------------------|---------------------------|----------------|-----------------------|---------------------------|----------------------|--------------------------|-------------------|
| 10 1250 600 210 | SOCIAL SECURITY | 11,800.00 | 899.14 | 3,089.66 | 26.18 | 0.00 | 8,710.34 |
| 10 1250 600 220 | RETIREMENT | 9,200.00 | 703.16 | 2,402.14 | 26.11 | 0.00 | 6,797.86 |
| 10 1250 600 230 | HEALTH INSURANCE | 20,000.00 | 1,319.41 | 4,271.28 | 21.36 | 0.00 | 15,728.72 |
| 10 1250 600 240 | WORKERS' COMPENSATION | 800.00 | 40.21 | 134.55 | 16.82 | 0.00 | 665.45 |
| 10 1250 600 334 | TRAVEL | 500.00 | 0.00 | 0.00 | 0.00 | 0.00 | 500.00 |
| 10 1250 600 340 | COMMUNICATION | 300.00 | 44.78 | 224.22 | 74.74 | 0.00 | 75.78 |
| 10 1250 600 411 | NON-TECHNOLOGY SUPPLIES | 4,000.00 | 0.00 | 1,216.70 | 30.42 | 0.00 | 2,783.30 |
| 10 1250 600 412 | TECHNOLOGY SUPPLIES | 1,000.00 | 0.00 | 0.00 | 0.00 | 0.00 | 1,000.00 |
| | | 200,600.00 | 14,900.56 | 52,148.09 | 26.00 | 0.00 | 148,451.91 |
| | | 200,600.00 | 14,900.56 | 52,148.09 | 26.00 | 0.00 | 148,451.91 |
| | | 200,600.00 | 14,900.56 | 52,148.09 | 26.00 | 0.00 | 148,451.91 |
| 600 MIDDLE SCHOOL | | | | | | | |
| 700 HIGH SCHOOL | | | | | | | |
| 10 1250 700 111 | CERTIFIED SALARIES | 164,000.00 | 10,268.82 | 32,570.62 | 19.86 | 0.00 | 131,429.38 |
| 10 1250 700 112 | PARAPROFESSIONAL SALARIES | 59,000.00 | 6,147.06 | 15,572.95 | 26.39 | 0.00 | 43,427.05 |
| 10 1250 700 114 | CLASSIFIED SALARIES | 14,000.00 | 719.04 | 3,595.20 | 25.68 | 0.00 | 10,404.80 |
| 10 1250 700 125 | SUBSTITUTE SALARIES | 3,000.00 | 309.52 | 426.08 | 14.20 | 0.00 | 2,573.92 |
| 10 1250 700 210 | SOCIAL SECURITY | 18,400.00 | 1,318.75 | 3,942.51 | 21.43 | 0.00 | 14,457.49 |
| 10 1250 700 220 | RETIREMENT | 14,400.00 | 1,028.09 | 3,077.42 | 21.37 | 0.00 | 11,322.58 |
| 10 1250 700 230 | HEALTH INSURANCE | 32,000.00 | 1,765.24 | 5,623.60 | 17.57 | 0.00 | 26,376.40 |
| 10 1250 700 240 | WORKERS' COMPENSATION | 1,000.00 | 56.14 | 169.90 | 16.99 | 0.00 | 830.10 |
| 10 1250 700 334 | TRAVEL | 500.00 | 0.00 | 0.00 | 0.00 | 0.00 | 500.00 |
| 10 1250 700 411 | NON-TECHNOLOGY SUPPLIES | 4,000.00 | 24.20 | 403.70 | 10.09 | 0.00 | 3,596.30 |
| 10 1250 700 412 | TECHNOLOGY SUPPLIES | 1,000.00 | 0.00 | 0.00 | 0.00 | 0.00 | 1,000.00 |
| | | 311,300.00 | 21,636.86 | 65,381.98 | 21.00 | 0.00 | 245,918.02 |
| | | 311,300.00 | 21,636.86 | 65,381.98 | 21.00 | 0.00 | 245,918.02 |
| | | 311,300.00 | 21,636.86 | 65,381.98 | 21.00 | 0.00 | 245,918.02 |
| 700 HIGH SCHOOL | | | | | | | |
| 991 TITLE III | | | | | | | |
| 10 1250 991 319 | PROFESSIONAL SERVICES | 0.00 | 0.00 | 4,033.98 | 0.00 | 0.00 | (4,033.98) |
| 10 1250 991 411 | NON-TECHNOLOGY SUPPLIES | 0.00 | 377.45 | 2,875.38 | 0.00 | 0.00 | (2,875.38) |
| 10 1250 991 473 | COMPUTER LICENSING FEES | 0.00 | 0.00 | 39,474.00 | 0.00 | 0.00 | (39,474.00) |
| | | 0.00 | 377.45 | 46,383.36 | 0.00 | 0.00 | (46,383.36) |
| | | 0.00 | 377.45 | 46,383.36 | 0.00 | 0.00 | (46,383.36) |
| | | 0.00 | 377.45 | 46,383.36 | 0.00 | 0.00 | (46,383.36) |
| 991 TITLE III | | | | | | | |
| 1250 CULTURALLY DIFFERENT (LEP) | | 1,024,700.00 | 85,143.15 | 300,754.12 | 29.36 | 68.52 | 723,877.36 |
| 1273 TITLE I | | | | | | | |
| 930 PART A-BASIC | | | | | | | |
| 000 DISTRICT | | | | | | | |
| 001 BUCHANAN | | | | | | | |

Expenditure Report by Function
11/2021

| Account Number | Account Description | Current Budget | Expended During Month | Year to Date Expenditures | % of Budget Expended | Outstanding Encumbrances | Uncommitted Funds |
|-------------------------|--------------------------------|----------------|-----------------------|---------------------------|----------------------|--------------------------|-------------------|
| 10 1273 930 111 000 001 | CERTIFIED SALARIES | 85,000.00 | 8,408.27 | 25,224.81 | 29.68 | 0.00 | 59,775.19 |
| 10 1273 930 112 000 001 | PARAPROFESSIONAL SALARIES | 80,000.00 | 13,857.64 | 33,581.18 | 41.98 | 0.00 | 46,418.82 |
| 10 1273 930 125 000 001 | SUBSTITUTE SALARIES DISTRICT | 2,000.00 | 373.36 | 807.48 | 40.37 | 0.00 | 1,192.52 |
| 10 1273 930 210 000 001 | SOCIAL SECURITY DISTRICT | 12,800.00 | 1,607.55 | 4,220.70 | 32.97 | 0.00 | 8,579.30 |
| 10 1273 930 220 000 001 | RETIREMENT DISTRICT | 10,100.00 | 1,335.95 | 3,494.61 | 34.60 | 0.00 | 6,605.39 |
| 10 1273 930 230 000 001 | HEALTH INSURANCE DISTRICT | 14,200.00 | 4,393.57 | 10,571.39 | 74.45 | 0.00 | 3,628.61 |
| 10 1273 930 240 000 001 | WORKERS' COMPENSATION DISTRICT | 2,000.00 | 72.89 | 190.13 | 9.51 | 0.00 | 1,809.87 |
| 10 1273 930 319 000 001 | PROFESSIONAL SERVICES | 3,000.00 | 182.07 | 1,480.21 | 49.34 | 0.00 | 1,519.79 |
| 10 1273 930 334 000 001 | TRAVEL DISTRICT | 200.00 | 0.00 | 0.00 | 0.00 | 0.00 | 200.00 |
| 10 1273 930 340 000 001 | COMMUNICATION DISTRICT | 300.00 | 0.00 | 0.00 | 0.00 | 0.00 | 300.00 |
| 10 1273 930 411 000 001 | NON-TECHNOLOGY SUPPLIES | 2,000.00 | 0.00 | 89.16 | 4.46 | 0.00 | 1,910.84 |
| 10 1273 930 412 000 001 | TECHNOLOGY SUPPLIES | 500.00 | 597.50 | 597.50 | 119.50 | 0.00 | (97.50) |
| 10 1273 930 473 000 001 | COMPUTER LICENSING FEES | 0.00 | 0.00 | 950.00 | 0.00 | 0.00 | (950.00) |
| 001 BUCHANAN | | 212,100.00 | 30,828.80 | 81,207.17 | 38.29 | 0.00 | 130,892.83 |
| 004 MADISON | | | | | | | |
| 10 1273 930 111 000 004 | CERTIFIED SALARIES | 85,000.00 | 5,149.25 | 15,447.75 | 18.17 | 0.00 | 69,552.25 |
| 10 1273 930 112 000 004 | PARAPROFESSIONAL SALARIES | 50,000.00 | 10,917.25 | 26,409.34 | 52.82 | 0.00 | 23,590.66 |
| 10 1273 930 125 000 004 | SUBSTITUTE SALARIES DISTRICT | 2,000.00 | 223.38 | 366.34 | 18.32 | 0.00 | 1,633.66 |
| 10 1273 930 210 000 004 | SOCIAL SECURITY DISTRICT | 10,500.00 | 1,154.48 | 2,997.40 | 28.55 | 0.00 | 7,502.60 |
| 10 1273 930 220 000 004 | RETIREMENT DISTRICT | 8,300.00 | 963.99 | 2,511.43 | 30.26 | 0.00 | 5,788.57 |
| 10 1273 930 230 000 004 | HEALTH INSURANCE DISTRICT | 14,200.00 | 2,487.52 | 5,946.34 | 41.88 | 0.00 | 8,253.66 |
| 10 1273 930 240 000 004 | WORKERS' COMPENSATION DISTRICT | 2,000.00 | 52.44 | 135.95 | 6.80 | 0.00 | 1,864.05 |
| 10 1273 930 319 000 004 | PROFESSIONAL SERVICES | 3,000.00 | 182.07 | 1,479.21 | 49.31 | 0.00 | 1,520.79 |
| 10 1273 930 334 000 004 | TRAVEL DISTRICT | 200.00 | 0.00 | 0.00 | 0.00 | 0.00 | 200.00 |
| 10 1273 930 340 000 004 | COMMUNICATION DISTRICT | 300.00 | 0.00 | 0.00 | 0.00 | 0.00 | 300.00 |
| 10 1273 930 411 000 004 | NON-TECHNOLOGY SUPPLIES | 2,000.00 | 0.00 | 0.00 | 0.00 | 0.00 | 2,000.00 |
| 10 1273 930 412 000 004 | TECHNOLOGY SUPPLIES | 500.00 | 0.00 | 0.00 | 0.00 | 0.00 | 500.00 |
| 10 1273 930 473 000 004 | COMPUTER LICENSING FEES | 0.00 | 0.00 | 950.00 | 0.00 | 0.00 | (950.00) |
| 004 MADISON | | 178,000.00 | 21,130.38 | 56,243.76 | 31.60 | 0.00 | 121,756.24 |
| 005 HOLY TRINITY | | | | | | | |
| 10 1273 930 411 000 005 | NON-TECHNOLOGY SUPPLIES | 2,500.00 | 0.00 | 0.00 | 0.00 | 0.00 | 2,500.00 |
| 10 1273 930 412 000 005 | TECHNOLOGY SUPPLIES | 500.00 | 0.00 | 0.00 | 0.00 | 0.00 | 500.00 |
| 005 HOLY TRINITY | | 3,000.00 | 0.00 | 0.00 | 0.00 | 0.00 | 3,000.00 |
| 006 WASHINGTON | | | | | | | |
| 10 1273 930 111 000 006 | CERTIFIED SALARIES | 55,000.00 | 4,738.50 | 14,095.50 | 25.63 | 0.00 | 40,904.50 |
| 10 1273 930 112 000 006 | PARAPROFESSIONAL SALARIES | 50,000.00 | 7,262.14 | 17,533.45 | 35.07 | 0.00 | 32,466.55 |
| 10 1273 930 125 000 006 | SUBSTITUTE SALARIES DISTRICT | 2,000.00 | 196.57 | 196.57 | 9.83 | 0.00 | 1,803.43 |
| 10 1273 930 210 000 006 | SOCIAL SECURITY DISTRICT | 8,200.00 | 933.08 | 2,434.66 | 29.69 | 0.00 | 5,765.34 |
| 10 1273 930 220 000 006 | RETIREMENT DISTRICT | 6,500.00 | 720.03 | 1,897.72 | 29.20 | 0.00 | 4,602.28 |
| 10 1273 930 230 000 006 | HEALTH INSURANCE DISTRICT | 14,200.00 | 710.98 | 2,164.73 | 15.24 | 0.00 | 12,035.27 |
| 10 1273 930 240 000 006 | WORKERS' COMPENSATION DISTRICT | 2,000.00 | 52.10 | 129.76 | 6.49 | 0.00 | 1,870.24 |

11/2021

User ID: PLB

| Account Number | Account Description | Current Budget | Expended During Month | Year to Date Expenditures | % of Budget Expended | Outstanding Encumbrances | Uncommitted Funds |
|-------------------------------------|--------------------------------|----------------|-----------------------|---------------------------|----------------------|--------------------------|-------------------|
| 10 1273 930 319 000 006 | PROFESSIONAL SERVICES | 3,000.00 | 182.06 | 1,479.18 | 49.31 | 0.00 | 1,520.82 |
| 10 1273 930 334 000 006 | TRAVEL DISTRICT | 200.00 | 0.00 | 0.00 | 0.00 | 0.00 | 200.00 |
| 10 1273 930 340 000 006 | COMMUNICATION DISTRICT | 300.00 | 0.00 | 0.00 | 0.00 | 0.00 | 300.00 |
| 10 1273 930 411 000 006 | NON-TECHNOLOGY SUPPLIES | 2,000.00 | 0.00 | 680.00 | 34.00 | 0.00 | 1,320.00 |
| 10 1273 930 412 000 006 | TECHNOLOGY SUPPLIES | 500.00 | 0.00 | 0.00 | 0.00 | 0.00 | 500.00 |
| 10 1273 930 473 000 006 | COMPUTER LICENSING FEES | 0.00 | 0.00 | 950.00 | 0.00 | 0.00 | (950.00) |
| 006 WASHINGTON | | 143,900.00 | 14,795.46 | 41,561.57 | 28.88 | 0.00 | 102,338.43 |
| 009 MIDDLE SCHOOL | | | | | | | |
| 10 1273 930 111 000 009 | CERTIFIED SALARIES | 60,000.00 | 4,989.09 | 14,967.27 | 24.95 | 0.00 | 45,032.73 |
| 10 1273 930 112 000 009 | PARAPROFESSIONAL SALARIES | 85,000.00 | 10,365.80 | 25,514.16 | 30.02 | 0.00 | 59,485.84 |
| 10 1273 930 125 000 009 | SUBSTITUTE SALARIES DISTRICT | 10,000.00 | 276.99 | 276.99 | 2.77 | 0.00 | 9,723.01 |
| 10 1273 930 210 000 009 | SOCIAL SECURITY DISTRICT | 11,900.00 | 1,080.59 | 2,833.40 | 23.81 | 0.00 | 9,066.60 |
| 10 1273 930 220 000 009 | RETIREMENT DISTRICT | 9,300.00 | 921.29 | 2,428.87 | 26.12 | 0.00 | 6,871.13 |
| 10 1273 930 230 000 009 | HEALTH INSURANCE DISTRICT | 30,000.00 | 3,483.45 | 7,710.94 | 25.70 | 0.00 | 22,289.06 |
| 10 1273 930 240 000 009 | WORKERS' COMPENSATION DISTRICT | 1,000.00 | 50.33 | 153.96 | 15.40 | 0.00 | 846.04 |
| 10 1273 930 319 000 009 | PROFESSIONAL SERVICES | 500.00 | 0.00 | 0.00 | 0.00 | 0.00 | 500.00 |
| 10 1273 930 334 000 009 | TRAVEL DISTRICT | 500.00 | 0.00 | 0.00 | 0.00 | 0.00 | 500.00 |
| 10 1273 930 340 000 009 | COMMUNICATION DISTRICT | 500.00 | 0.00 | 0.00 | 0.00 | 0.00 | 500.00 |
| 10 1273 930 411 000 009 | NON-TECHNOLOGY SUPPLIES | 22,300.00 | 0.00 | 0.00 | 0.00 | 0.00 | 22,300.00 |
| 10 1273 930 412 000 009 | TECHNOLOGY SUPPLIES | 4,000.00 | 0.00 | 0.00 | 0.00 | 0.00 | 4,000.00 |
| 009 MIDDLE SCHOOL | | 235,000.00 | 21,167.54 | 53,885.59 | 22.93 | 0.00 | 181,114.41 |
| 011 JAMES VALLEY | | | | | | | |
| 10 1273 930 411 000 011 | NON-TECHNOLOGY SUPPLIES | 2,500.00 | 0.00 | 0.00 | 0.00 | 0.00 | 2,500.00 |
| 10 1273 930 412 000 011 | TECHNOLOGY SUPPLIES | 500.00 | 0.00 | 0.00 | 0.00 | 0.00 | 500.00 |
| 011 JAMES VALLEY | | 3,000.00 | 0.00 | 0.00 | 0.00 | 0.00 | 3,000.00 |
| 000 DISTRICT | | 775,000.00 | 87,922.18 | 232,898.09 | 30.05 | 0.00 | 542,101.91 |
| 024 SCH IMPROV 1003(A) FOCUS | | | | | | | |
| 010 HIGH SCHOOL | | | | | | | |
| 10 1273 930 473 024 010 | COMPUTER LICENSING FEES | 0.00 | 0.00 | 5,000.00 | 0.00 | 0.00 | (5,000.00) |
| 010 HIGH SCHOOL | | 0.00 | 0.00 | 5,000.00 | 0.00 | 0.00 | (5,000.00) |
| 024 SCH IMPROV 1003(A) FOCUS | | 0.00 | 0.00 | 5,000.00 | 0.00 | 0.00 | (5,000.00) |
| 930 PART A-BASIC | | 775,000.00 | 87,922.18 | 237,898.09 | 30.70 | 0.00 | 537,101.91 |
| 931 PART C-MIGRANT | | | | | | | |
| 10 1273 931 111 | CERTIFIED SALARIES | 80,000.00 | 0.00 | 0.00 | 0.00 | 0.00 | 80,000.00 |
| 10 1273 931 112 | PARAPROFESSIONAL SALARIES | 108,000.00 | 2,665.29 | 6,250.63 | 5.79 | 0.00 | 101,749.37 |
| 10 1273 931 125 | SUBSTITUTE SALARIES | 0.00 | 134.03 | 804.16 | 0.00 | 0.00 | (804.16) |
| 10 1273 931 210 | SOCIAL SECURITY | 14,400.00 | 214.15 | 539.71 | 3.75 | 0.00 | 13,860.29 |
| 10 1273 931 220 | RETIREMENT | 11,300.00 | 159.92 | 375.04 | 3.32 | 0.00 | 10,924.96 |
| 10 1273 931 230 | HEALTH INSURANCE | 25,000.00 | 778.73 | 1,570.45 | 6.28 | 0.00 | 23,429.55 |
| 10 1273 931 240 | WORKERS' COMPENSATION | 1,300.00 | 9.01 | 22.71 | 1.75 | 0.00 | 1,277.29 |

Expenditure Report by Function
11/2021

| Account Number | Account Description | Current Budget | Expended During Month | Year to Date Expenditures | % of Budget Expended | Outstanding Encumbrances | Uncommitted Funds |
|---|-------------------------|----------------|-----------------------|---------------------------|----------------------|--------------------------|-------------------|
| 10 1273 931 411 | NON-TECHNOLOGY SUPPLIES | 9,000.00 | 0.00 | 0.00 | 16.40 | 1,476.22 | 7,523.78 |
| 10 1273 931 412 | TECHNOLOGY SUPPLIES | 1,000.00 | 0.00 | 0.00 | 0.00 | 0.00 | 1,000.00 |
| | | 250,000.00 | 3,961.13 | 9,562.70 | 4.42 | 1,476.22 | 238,961.08 |
| 931 PART C-MIGRANT | | 250,000.00 | 3,961.13 | 9,562.70 | 4.42 | 1,476.22 | 238,961.08 |
| 932 PART D-N & D | | | | | | | |
| 10 1273 932 111 | CERTIFIED SALARIES | 80,000.00 | 4,822.33 | 14,466.99 | 18.08 | 0.00 | 65,533.01 |
| 10 1273 932 125 | SUBSTITUTE SALARIES | 0.00 | 155.00 | 155.00 | 0.00 | 0.00 | (155.00) |
| 10 1273 932 210 | SOCIAL SECURITY | 6,200.00 | 380.76 | 1,118.56 | 18.04 | 0.00 | 5,081.44 |
| 10 1273 932 220 | RETIREMENT | 4,800.00 | 289.34 | 868.02 | 18.08 | 0.00 | 3,931.98 |
| 10 1273 932 230 | HEALTH INSURANCE | 13,000.00 | 702.35 | 2,107.05 | 16.21 | 0.00 | 10,892.95 |
| 10 1273 932 240 | WORKERS' COMPENSATION | 300.00 | 16.03 | 47.09 | 15.70 | 0.00 | 252.91 |
| 10 1273 932 319 | PROFESSIONAL SERVICES | 1,000.00 | 0.00 | 0.00 | 0.00 | 0.00 | 1,000.00 |
| 10 1273 932 334 | TRAVEL | 600.00 | 0.00 | 0.00 | 0.00 | 0.00 | 600.00 |
| 10 1273 932 340 | COMMUNICATION | 300.00 | 0.00 | 0.00 | 0.00 | 0.00 | 300.00 |
| 10 1273 932 411 | NON-TECHNOLOGY SUPPLIES | 3,000.00 | 0.00 | 0.00 | 0.00 | 0.00 | 3,000.00 |
| 10 1273 932 412 | TECHNOLOGY SUPPLIES | 800.00 | 0.00 | 0.00 | 0.00 | 0.00 | 800.00 |
| | | 110,000.00 | 6,365.81 | 18,762.71 | 17.06 | 0.00 | 91,237.29 |
| 932 PART D-N & D | | 110,000.00 | 6,365.81 | 18,762.71 | 17.06 | 0.00 | 91,237.29 |
| 1273 TITLE I | | 110,000.00 | 6,365.81 | 18,762.71 | 17.06 | 0.00 | 91,237.29 |
| | | 1,135,000.00 | 98,249.12 | 266,223.50 | 23.59 | 1,476.22 | 867,300.28 |
| 2116 TITLE I ATTEND & SOCIAL WK SVCS | | | | | | | |
| 930 PART A-BASIC | | | | | | | |
| 000 DISTRICT | | | | | | | |
| 001 BUCHANAN | | | | | | | |
| 10 2116 930 111 000 001 | CERTIFIED SALARIES | 0.00 | 886.14 | 2,658.42 | 0.00 | 0.00 | (2,658.42) |
| 10 2116 930 210 000 001 | SOCIAL SECURITY | 0.00 | 58.32 | 174.97 | 0.00 | 0.00 | (174.97) |
| 10 2116 930 220 000 001 | RETIREMENT | 0.00 | 53.17 | 159.51 | 0.00 | 0.00 | (159.51) |
| 10 2116 930 230 000 001 | HEALTH INSURANCE | 0.00 | 224.07 | 672.21 | 0.00 | 0.00 | (672.21) |
| 10 2116 930 240 000 001 | WORKERS' COMPENSATION | 0.00 | 2.85 | 8.55 | 0.00 | 0.00 | (8.55) |
| 001 BUCHANAN | | 0.00 | 1,224.55 | 3,673.66 | 0.00 | 0.00 | (3,673.66) |
| 004 MADISON | | | | | | | |
| 10 2116 930 111 000 004 | CERTIFIED SALARIES | 0.00 | 886.14 | 2,658.42 | 0.00 | 0.00 | (2,658.42) |
| 10 2116 930 210 000 004 | SOCIAL SECURITY | 0.00 | 58.32 | 174.97 | 0.00 | 0.00 | (174.97) |
| 10 2116 930 220 000 004 | RETIREMENT | 0.00 | 53.17 | 159.51 | 0.00 | 0.00 | (159.51) |
| 10 2116 930 230 000 004 | HEALTH INSURANCE | 0.00 | 224.07 | 672.21 | 0.00 | 0.00 | (672.21) |
| 10 2116 930 240 000 004 | WORKERS' COMPENSATION | 0.00 | 2.85 | 8.55 | 0.00 | 0.00 | (8.55) |
| 004 MADISON | | 0.00 | 1,224.55 | 3,673.66 | 0.00 | 0.00 | (3,673.66) |
| 006 WASHINGTON | | | | | | | |
| 10 2116 930 111 000 006 | CERTIFIED SALARIES | 0.00 | 886.14 | 2,658.42 | 0.00 | 0.00 | (2,658.42) |

Expenditure Report by Function

11/2021

| Account Number | Account Description | Current Budget | Expended During Month | Year to Date Expenditures | % of Budget Expended | Outstanding Encumbrances | Uncommitted Funds |
|--------------------------------------|-------------------------|----------------|-----------------------|---------------------------|----------------------|--------------------------|-------------------|
| 10 2116 930 210 000 006 | SOCIAL SECURITY | 0.00 | 58.32 | 174.97 | 0.00 | 0.00 | (174.97) |
| 10 2116 930 220 000 006 | RETIREMENT | 0.00 | 53.17 | 159.51 | 0.00 | 0.00 | (159.51) |
| 10 2116 930 230 000 006 | HEALTH INSURANCE | 0.00 | 224.07 | 672.21 | 0.00 | 0.00 | (672.21) |
| 10 2116 930 240 000 006 | WORKERS' COMPENSATION | 0.00 | 2.85 | 8.55 | 0.00 | 0.00 | (8.55) |
| 006 WASHINGTON | | 0.00 | 1,224.55 | 3,673.66 | 0.00 | 0.00 | (3,673.66) |
| 009 MIDDLE SCHOOL | | | | | | | |
| 10 2116 930 111 000 009 | CERTIFIED SALARIES | 0.00 | 886.14 | 2,658.42 | 0.00 | 0.00 | (2,658.42) |
| 10 2116 930 210 000 009 | SOCIAL SECURITY | 0.00 | 58.34 | 175.00 | 0.00 | 0.00 | (175.00) |
| 10 2116 930 220 000 009 | RETIREMENT | 0.00 | 53.17 | 159.51 | 0.00 | 0.00 | (159.51) |
| 10 2116 930 230 000 009 | HEALTH INSURANCE | 0.00 | 224.08 | 672.24 | 0.00 | 0.00 | (672.24) |
| 10 2116 930 240 000 009 | WORKERS' COMPENSATION | 0.00 | 2.86 | 8.58 | 0.00 | 0.00 | (8.58) |
| 009 MIDDLE SCHOOL | | 0.00 | 1,224.59 | 3,673.75 | 0.00 | 0.00 | (3,673.75) |
| 000 DISTRICT | | 0.00 | 4,898.24 | 14,694.73 | 0.00 | 0.00 | (14,694.73) |
| 930 PART A-BASIC | | 0.00 | 4,898.24 | 14,694.73 | 0.00 | 0.00 | (14,694.73) |
| 931 PART C-MIGRANT | | | | | | | |
| 10 2116 931 111 | CERTIFIED SALARIES | 0.00 | 2,067.39 | 7,390.32 | 0.00 | 0.00 | (7,390.32) |
| 10 2116 931 210 | SOCIAL SECURITY | 0.00 | 128.84 | 477.42 | 0.00 | 0.00 | (477.42) |
| 10 2116 931 220 | RETIREMENT | 0.00 | 124.05 | 372.15 | 0.00 | 0.00 | (372.15) |
| 10 2116 931 230 | HEALTH INSURANCE | 0.00 | 568.38 | 1,705.14 | 0.00 | 0.00 | (1,705.14) |
| 10 2116 931 240 | WORKERS' COMPENSATION | 0.00 | 6.66 | 23.81 | 0.00 | 0.00 | (23.81) |
| 931 PART C-MIGRANT | | 0.00 | 2,895.32 | 9,968.84 | 0.00 | 0.00 | (9,968.84) |
| 932 PART D-N & D | | | | | | | |
| 10 2116 932 111 | CERTIFIED SALARIES | 0.00 | 1,197.73 | 3,593.19 | 0.00 | 0.00 | (3,593.19) |
| 10 2116 932 210 | SOCIAL SECURITY | 0.00 | 84.70 | 254.10 | 0.00 | 0.00 | (254.10) |
| 10 2116 932 220 | RETIREMENT | 0.00 | 71.87 | 215.61 | 0.00 | 0.00 | (215.61) |
| 10 2116 932 230 | HEALTH INSURANCE | 0.00 | 265.85 | 797.55 | 0.00 | 0.00 | (797.55) |
| 10 2116 932 240 | WORKERS' COMPENSATION | 0.00 | 3.86 | 11.58 | 0.00 | 0.00 | (11.58) |
| 10 2116 932 411 | NON-TECHNOLOGY SUPPLIES | 0.00 | 0.00 | 178.57 | 0.00 | 0.00 | (178.57) |
| 932 PART D-N & D | | 0.00 | 1,624.01 | 5,050.60 | 0.00 | 0.00 | (5,050.60) |
| 2116 TITLE I ATTEND & SOCIAL WK SVCS | | 0.00 | 1,624.01 | 5,050.60 | 0.00 | 0.00 | (5,050.60) |
| 2122 COUNSELING SERVICES | | | | | | | |
| 000 DISTRICT WIDE | | | | | | | |
| 932 PART D-N & D | | 0.00 | 9,417.57 | 29,714.17 | 0.00 | 0.00 | (29,714.17) |

Expenditure Report by Function
11/2021

| Account Number | Account Description | Current Budget | Expended During Month | Year to Date Expenditures | % of Budget Expended | Outstanding Encumbrances | Uncommitted Funds |
|-------------------------|--------------------------------|----------------|-----------------------|---------------------------|----------------------|--------------------------|-------------------|
| 10 2122 000 111 | CERTIFIED SALARIES | 325,000.00 | 27,325.25 | 81,975.75 | 25.22 | 0.00 | 243,024.25 |
| 10 2122 000 112 | PARAPROFESSIONAL SALARIES | 26,000.00 | 0.00 | 0.00 | 0.00 | 0.00 | 26,000.00 |
| 10 2122 000 114 | CLASSIFIED SALARIES | 0.00 | 0.00 | 0.00 | 0.00 | 0.00 | 0.00 |
| 10 2122 000 210 | SOCIAL SECURITY | 26,900.00 | 1,927.59 | 5,782.76 | 21.50 | 0.00 | 21,117.24 |
| 10 2122 000 220 | RETIREMENT | 21,100.00 | 1,608.00 | 4,824.00 | 22.86 | 0.00 | 16,276.00 |
| 10 2122 000 230 | GROUP HEALTH/LIFE INS. | 65,000.00 | 4,806.63 | 14,422.79 | 22.19 | 0.00 | 50,577.21 |
| 10 2122 000 240 | WORKERS COMPENSATION | 2,000.00 | 87.98 | 263.98 | 13.20 | 0.00 | 1,736.02 |
| 10 2122 000 334 | TRAVEL | 1,500.00 | 0.00 | 0.00 | 0.00 | 0.00 | 1,500.00 |
| 10 2122 000 340 | COMMUNICATIONS | 2,000.00 | 249.56 | 768.44 | 38.42 | 0.00 | 1,231.56 |
| 10 2122 000 411 | NON-TECHNOLOGY SUPPLIES | 1,500.00 | 0.00 | 153.36 | 10.22 | 0.00 | 1,346.64 |
| 10 2122 000 412 | TECHNOLOGY SUPPLIES | 500.00 | 0.00 | 0.00 | 0.00 | 0.00 | 500.00 |
| 000 | DISTRICT WIDE | 471,500.00 | 36,005.01 | 108,191.08 | 22.95 | 0.00 | 363,308.92 |
| 925 | ESSER III FUNDS | 471,500.00 | 36,005.01 | 108,191.08 | 22.95 | 0.00 | 363,308.92 |
| 200 | 20% LEARNING LOSS | 471,500.00 | 36,005.01 | 108,191.08 | 22.95 | 0.00 | 363,308.92 |
| 009 | MIDDLE SCHOOL | 0.00 | 4,246.58 | 12,739.74 | 0.00 | 0.00 | (12,739.74) |
| 10 2122 925 111 200 009 | CERTIFIED SALARIES | 0.00 | 4,246.58 | 12,739.74 | 0.00 | 0.00 | (12,739.74) |
| 10 2122 925 112 200 009 | PARAPROFESSIONAL SALARIES | 0.00 | 2,116.29 | 5,194.54 | 0.00 | 0.00 | (5,194.54) |
| 10 2122 925 210 200 009 | SOCIAL SECURITY | 0.00 | 468.34 | 1,328.68 | 0.00 | 0.00 | (1,328.68) |
| 10 2122 925 220 200 009 | RETIREMENT | 0.00 | 381.77 | 1,076.04 | 0.00 | 0.00 | (1,076.04) |
| 10 2122 925 230 200 009 | HEALTH INSURANCE | 0.00 | 706.68 | 2,160.33 | 0.00 | 0.00 | (2,160.33) |
| 10 2122 925 240 200 009 | WORKERS' COMPENSATION | 0.00 | 20.48 | 57.73 | 0.00 | 0.00 | (57.73) |
| 009 | MIDDLE SCHOOL | 0.00 | 7,940.14 | 22,557.06 | 0.00 | 0.00 | (22,557.06) |
| 200 | 20% LEARNING LOSS | 0.00 | 7,940.14 | 22,557.06 | 0.00 | 0.00 | (22,557.06) |
| 925 | ESSER III FUNDS | 0.00 | 7,940.14 | 22,557.06 | 0.00 | 0.00 | (22,557.06) |
| 2122 | COUNSELING SERVICES | 471,500.00 | 43,945.15 | 130,748.14 | 27.73 | 0.00 | 340,751.86 |
| 2128 | TITLE I PARENT INVOLVEMENT ACT | 0.00 | 0.00 | 0.00 | 0.00 | 0.00 | 0.00 |
| 930 | PART A-BASIC | 0.00 | 0.00 | 0.00 | 0.00 | 0.00 | 0.00 |
| 000 | DISTRICT | 0.00 | 0.00 | 0.00 | 0.00 | 0.00 | 0.00 |
| 001 | BUCHANAN | 0.00 | 0.00 | 0.00 | 0.00 | 0.00 | 0.00 |
| 10 2128 930 411 000 001 | NON-TECHNOLOGY SUPPLIES | 0.00 | 381.69 | 1,331.18 | 0.00 | 0.00 | (1,331.18) |
| 001 | BUCHANAN | 0.00 | 381.69 | 1,331.18 | 0.00 | 0.00 | (1,331.18) |
| 004 | MADISON | 0.00 | 0.00 | 0.00 | 0.00 | 0.00 | 0.00 |
| 10 2128 930 411 000 004 | NON-TECHNOLOGY SUPPLIES | 0.00 | 382.71 | 1,427.45 | 0.00 | 0.00 | (1,427.45) |
| 004 | MADISON | 0.00 | 382.71 | 1,427.45 | 0.00 | 0.00 | (1,427.45) |
| 006 | WASHINGTON | 0.00 | 0.00 | 0.00 | 0.00 | 0.00 | 0.00 |
| 10 2128 930 411 000 006 | NON-TECHNOLOGY SUPPLIES | 0.00 | 288.59 | 1,791.74 | 0.00 | 0.00 | (1,791.74) |
| 006 | WASHINGTON | 0.00 | 288.59 | 1,791.74 | 0.00 | 0.00 | (1,791.74) |
| 000 | DISTRICT | 0.00 | 1,052.99 | 4,550.37 | 0.00 | 0.00 | (4,550.37) |
| 930 | PART A-BASIC | 0.00 | 1,052.99 | 4,550.37 | 0.00 | 0.00 | (4,550.37) |

Expenditure Report by Function

11/2021

| Account Number | Account Description | Current Budget | Expended During Month | Year to Date Expenditures | % of Budget Expended | Outstanding Encumbrances | Uncommitted Funds |
|-----------------|--|----------------|-----------------------|---------------------------|----------------------|--------------------------|-------------------|
| 2128 | TITLE I PARENT INVOLVEMENT ACT | 0.00 | 1,052.99 | 4,550.37 | 0.00 | 0.00 | (4,550.37) |
| 2134 | NURSE SERVICES | | | | | | |
| 000 | DISTRICT WIDE | | | | | | |
| 10 2134 000 111 | CERTIFIED SALARIES | 78,000.00 | 6,750.38 | 20,251.14 | 25.96 | 0.00 | 57,748.86 |
| 10 2134 000 125 | SUBSTITUTE SALARIES | 0.00 | 1,492.50 | 2,895.00 | 0.00 | 0.00 | (2,895.00) |
| 10 2134 000 210 | SOCIAL SECURITY | 6,000.00 | 540.65 | 1,500.89 | 25.01 | 0.00 | 4,499.11 |
| 10 2134 000 220 | RETIREMENT | 4,700.00 | 370.37 | 1,111.10 | 23.64 | 0.00 | 3,588.90 |
| 10 2134 000 230 | GROUP HEALTH/LIFE INS. | 18,000.00 | 1,493.13 | 4,479.39 | 24.89 | 0.00 | 13,520.61 |
| 10 2134 000 240 | WORKERS COMPENSATION | 500.00 | 26.55 | 74.55 | 14.91 | 0.00 | 425.45 |
| 10 2134 000 334 | TRAVEL | 1,000.00 | 0.00 | 190.68 | 19.07 | 0.00 | 809.32 |
| 10 2134 000 340 | COMMUNICATIONS | 700.00 | 102.39 | 272.11 | 38.87 | 0.00 | 427.89 |
| 10 2134 000 411 | NON-TECHNOLOGY SUPPLIES | 2,500.00 | 0.00 | 233.26 | 9.33 | 0.00 | 2,266.74 |
| 10 2134 000 412 | TECHNOLOGY SUPPLIES | 200.00 | 0.00 | 0.00 | 0.00 | 0.00 | 200.00 |
| 10 2134 000 640 | DUES AND FEES | 200.00 | 0.00 | 0.00 | 0.00 | 0.00 | 200.00 |
| 000 | DISTRICT WIDE | 111,800.00 | 10,775.97 | 31,008.12 | 27.74 | 0.00 | 80,791.88 |
| 2134 | NURSE SERVICES | 111,800.00 | 10,775.97 | 31,008.12 | 27.74 | 0.00 | 80,791.88 |
| 2149 | EDUCATIONAL MODIFICATIONS | | | | | | |
| 000 | DISTRICT WIDE | | | | | | |
| 10 2149 000 111 | CERTIFIED SALARIES | 1,000.00 | 0.00 | 0.00 | 0.00 | 0.00 | 1,000.00 |
| 10 2149 000 210 | SOCIAL SECURITY | 100.00 | 0.00 | 0.00 | 0.00 | 0.00 | 100.00 |
| 10 2149 000 220 | RETIREMENT | 100.00 | 0.00 | 0.00 | 0.00 | 0.00 | 100.00 |
| 10 2149 000 240 | WORKMENS COMPENSATION | 100.00 | 0.00 | 0.00 | 0.00 | 0.00 | 100.00 |
| 10 2149 000 319 | PROFESSIONAL SERVICES | 3,700.00 | 0.00 | 0.00 | 0.00 | 0.00 | 3,700.00 |
| 000 | DISTRICT WIDE | 5,000.00 | 0.00 | 0.00 | 0.00 | 0.00 | 5,000.00 |
| 2149 | EDUCATIONAL MODIFICATIONS | 5,000.00 | 0.00 | 0.00 | 0.00 | 0.00 | 5,000.00 |
| 2212 | INST & CURRICULUM DEVELOPMENT | | | | | | |
| 000 | DISTRICT WIDE | | | | | | |
| 10 2212 000 113 | ADMINISTRATIVE SALARIES | 90,000.00 | 7,500.00 | 37,500.00 | 41.67 | 0.00 | 52,500.00 |
| 10 2212 000 114 | CLASSIFIED SALARIES | 42,000.00 | 3,480.36 | 17,401.80 | 41.43 | 0.00 | 24,598.20 |
| 10 2212 000 210 | SOCIAL SECURITY | 10,100.00 | 804.51 | 4,013.76 | 39.74 | 0.00 | 6,086.24 |
| 10 2212 000 220 | RETIREMENT | 8,000.00 | 658.82 | 3,294.10 | 41.18 | 0.00 | 4,705.90 |
| 10 2212 000 230 | GROUP HEALTH/LIFE INS. | 22,000.00 | 1,846.35 | 9,231.75 | 41.96 | 0.00 | 12,768.25 |

Expenditure Report by Function

11/2021

User ID: PLB

| Account Number | Account Description | Current Budget | Expended During Month | Year to Date Expenditures | % of Budget Expended | Outstanding Encumbrances | Uncommitted Funds |
|-------------------------|-------------------------------|----------------|-----------------------|---------------------------|----------------------|--------------------------|-------------------|
| 10 2212 000 240 | WORKERS COMPENSATION | 800.00 | 35.36 | 176.80 | 22.10 | 0.00 | 623.20 |
| 10 2212 000 319 | PROFESSIONAL SERVICES | 20,000.00 | 0.00 | 0.00 | 0.00 | 0.00 | 20,000.00 |
| 10 2212 000 323 | REPAIRS & MTNCE | 3,000.00 | 0.00 | 3,000.00 | 100.00 | 0.00 | 0.00 |
| 10 2212 000 334 | TRAVEL | 1,000.00 | 0.00 | 337.77 | 33.78 | 0.00 | 662.23 |
| 10 2212 000 340 | COMMUNICATIONS | 1,300.00 | 227.17 | 678.28 | 52.18 | 0.00 | 621.72 |
| 10 2212 000 411 | NON-TECHNOLOGY SUPPLIES | 8,000.00 | 0.00 | 341.63 | 4.27 | 0.00 | 7,658.37 |
| 10 2212 000 412 | TECHNOLOGY SUPPLIES | 2,000.00 | 0.00 | 0.00 | 0.00 | 0.00 | 2,000.00 |
| 10 2212 000 640 | DUES & FEES | 600.00 | 0.00 | 488.00 | 81.33 | 0.00 | 112.00 |
| | | 208,800.00 | 14,552.57 | 76,463.89 | 36.62 | 0.00 | 132,336.11 |
| 000 | DISTRICT WIDE | 208,800.00 | 14,552.57 | 76,463.89 | 36.62 | 0.00 | 132,336.11 |
| 2212 | INST & CURRICULUM DEVELOPMENT | 208,800.00 | 14,552.57 | 76,463.89 | 36.62 | 0.00 | 132,336.11 |
| 2213 | INST STAFF TRAINING (IN-SERV) | 208,800.00 | 14,552.57 | 76,463.89 | 36.62 | 0.00 | 132,336.11 |
| 000 | DISTRICT WIDE | 208,800.00 | 14,552.57 | 76,463.89 | 36.62 | 0.00 | 132,336.11 |
| 10 2213 000 111 | CERTIFIED SALARIES | 5,000.00 | 0.00 | 7,820.00 | 156.40 | 0.00 | (2,820.00) |
| 10 2213 000 210 | SOCIAL SECURITY | 400.00 | 0.00 | 598.14 | 149.54 | 0.00 | (198.14) |
| 10 2213 000 220 | RETIREMENT | 300.00 | 0.00 | 468.24 | 156.08 | 0.00 | (168.24) |
| 10 2213 000 240 | WORKMENS COMPENSATION | 100.00 | 0.00 | 25.12 | 25.12 | 0.00 | 74.88 |
| 10 2213 000 319 | PROFESSIONAL SERVICES | 20,000.00 | 0.00 | 1,500.00 | 7.50 | 0.00 | 18,500.00 |
| 10 2213 000 334 | TRAVEL | 300.00 | 0.00 | 0.00 | 0.00 | 0.00 | 300.00 |
| 10 2213 000 340 | COMMUNICATIONS | 100.00 | 0.00 | 0.00 | 0.00 | 0.00 | 100.00 |
| 10 2213 000 411 | NON-TECHNOLOGY SUPPLIES | 9,400.00 | 0.00 | 0.00 | 0.00 | 0.00 | 9,400.00 |
| 10 2213 000 412 | TECHNOLOGY SUPPLIES | 100.00 | 0.00 | 0.00 | 0.00 | 0.00 | 100.00 |
| | | 35,700.00 | 0.00 | 10,411.50 | 29.16 | 0.00 | 25,288.50 |
| 000 | DISTRICT WIDE | 35,700.00 | 0.00 | 10,411.50 | 29.16 | 0.00 | 25,288.50 |
| 2213 | INST STAFF TRAINING (IN-SERV) | 35,700.00 | 0.00 | 10,411.50 | 29.16 | 0.00 | 25,288.50 |
| 2214 | TITLE I PROF DEV SVCS | 35,700.00 | 0.00 | 10,411.50 | 29.16 | 0.00 | 25,288.50 |
| 930 | PART A-BASIC | 35,700.00 | 0.00 | 10,411.50 | 29.16 | 0.00 | 25,288.50 |
| 024 | SCH IMPROV 1003(A) FOCUS | 0.00 | 0.00 | 1,200.00 | 0.00 | 0.00 | (1,200.00) |
| 010 | HIGH SCHOOL | 0.00 | 0.00 | 1,200.00 | 0.00 | 0.00 | (1,200.00) |
| 10 2214 930 319 024 010 | PROFESSIONAL SERVICES | 0.00 | 0.00 | 1,200.00 | 0.00 | 0.00 | (1,200.00) |
| 010 | HIGH SCHOOL | 0.00 | 0.00 | 1,200.00 | 0.00 | 0.00 | (1,200.00) |
| 024 | SCH IMPROV 1003(A) FOCUS | 0.00 | 0.00 | 1,200.00 | 0.00 | 0.00 | (1,200.00) |
| 930 | PART A-BASIC | 0.00 | 0.00 | 1,200.00 | 0.00 | 0.00 | (1,200.00) |
| 2214 | TITLE I PROF DEV SVCS | 0.00 | 0.00 | 1,200.00 | 0.00 | 0.00 | (1,200.00) |
| 2219 | TITLE II | 0.00 | 0.00 | 1,200.00 | 0.00 | 0.00 | (1,200.00) |
| 000 | DISTRICT WIDE | 0.00 | 0.00 | 1,200.00 | 0.00 | 0.00 | (1,200.00) |

| Account Number | Account Description | Current Budget | Expended During Month | Year to Date Expenditures | % of Budget Expended | Outstanding Encumbrances | Uncommitted Funds |
|------------------------------|---------------------------|----------------|-----------------------|---------------------------|----------------------|--------------------------|-------------------|
| 10 2219 000 111 | CERTIFIED SALARIES | 190,000.00 | 14,356.08 | 43,068.24 | 22.67 | 0.00 | 146,931.76 |
| 10 2219 000 125 | SUBSTITUTE SALARIES | 0.00 | 270.00 | 1,035.00 | 0.00 | 0.00 | (1,035.00) |
| 10 2219 000 210 | SOCIAL SECURITY | 14,600.00 | 1,045.63 | 3,154.08 | 21.60 | 0.00 | 11,445.92 |
| 10 2219 000 220 | RETIREMENT | 11,400.00 | 861.37 | 2,584.11 | 22.67 | 0.00 | 8,815.89 |
| 10 2219 000 230 | HEALTH INSURANCE | 18,000.00 | 2,322.45 | 6,967.35 | 38.71 | 0.00 | 11,032.65 |
| 10 2219 000 240 | WORKMENS COMPENSATION | 1,000.00 | 47.10 | 142.01 | 14.20 | 0.00 | 857.99 |
| 10 2219 000 319 | PROFESSIONAL SERVICES | 3,000.00 | 0.00 | 0.00 | 0.00 | 0.00 | 3,000.00 |
| 10 2219 000 334 | TRAVEL | 400.00 | 0.00 | 0.00 | 0.00 | 0.00 | 400.00 |
| 10 2219 000 411 | NON-TECHNOLOGY SUPPLIES | 1,400.00 | 0.00 | 0.00 | 0.00 | 0.00 | 1,400.00 |
| 10 2219 000 412 | TECHNOLOGY SUPPLIES | 200.00 | 0.00 | 0.00 | 0.00 | 0.00 | 200.00 |
| | | 240,000.00 | 18,902.63 | 56,950.79 | 23.73 | 0.00 | 183,049.21 |
| | | 240,000.00 | 18,902.63 | 56,950.79 | 23.73 | 0.00 | 183,049.21 |
| 000 DISTRICT | | | | | | | |
| 011 JAMES VALLEY | | | | | | | |
| 10 2219 000 319 000 011 | PROFESSIONAL SERVICES | 0.00 | 763.00 | 763.00 | 0.00 | 0.00 | (763.00) |
| 011 JAMES VALLEY | | 0.00 | 763.00 | 763.00 | 0.00 | 0.00 | (763.00) |
| 000 DISTRICT | | 0.00 | 763.00 | 763.00 | 0.00 | 0.00 | (763.00) |
| 000 DISTRICT WIDE | | 240,000.00 | 19,665.63 | 57,713.79 | 24.05 | 0.00 | 182,286.21 |
| 991 TITLE III | | | | | | | |
| 10 2219 991 334 | TRAVEL | 0.00 | 0.00 | 600.00 | 0.00 | 0.00 | (600.00) |
| 10 2219 991 411 | NON-TECHNOLOGY SUPPLIES | 0.00 | 0.00 | 1,003.90 | 0.00 | 0.00 | (1,003.90) |
| | | 0.00 | 0.00 | 1,603.90 | 0.00 | 0.00 | (1,603.90) |
| | | 0.00 | 0.00 | 1,603.90 | 0.00 | 0.00 | (1,603.90) |
| 991 TITLE III | | 0.00 | 0.00 | 1,603.90 | 0.00 | 0.00 | (1,603.90) |
| 2219 TITLE II | | 0.00 | 0.00 | 1,603.90 | 0.00 | 0.00 | (1,603.90) |
| | | 240,000.00 | 19,665.63 | 59,317.69 | 24.72 | 0.00 | 180,682.31 |
| 2222 LIBRARY SERVICES | | | | | | | |
| 000 DISTRICT WIDE | | | | | | | |
| 10 2222 000 111 | CERTIFIED SALARIES | 56,000.00 | 4,585.67 | 13,757.01 | 24.57 | 0.00 | 42,242.99 |
| 10 2222 000 112 | PARAPROFESSIONAL SALARIES | 154,000.00 | 18,556.73 | 50,369.62 | 32.71 | 0.00 | 103,630.38 |
| 10 2222 000 125 | SUBSTITUTE SALARIES | 3,000.00 | 165.30 | 165.30 | 5.51 | 0.00 | 2,834.70 |
| 10 2222 000 210 | SOCIAL SECURITY | 16,300.00 | 1,573.88 | 4,500.02 | 27.61 | 0.00 | 11,799.98 |
| 10 2222 000 220 | RETIREMENT | 12,800.00 | 1,388.53 | 3,748.57 | 29.29 | 0.00 | 9,051.43 |
| 10 2222 000 230 | GROUP HEALTH/LIFE INS. | 55,000.00 | 5,738.96 | 12,445.24 | 22.63 | 0.00 | 42,554.76 |
| 10 2222 000 240 | WORKERS COMPENSATION | 1,000.00 | 75.05 | 201.72 | 20.17 | 0.00 | 798.28 |
| 10 2222 000 323 | REPAIRS & MTNCE | 1,000.00 | 0.00 | 1,876.37 | 187.64 | 0.00 | (876.37) |
| 10 2222 000 334 | TRAVEL | 3,000.00 | 0.00 | 0.00 | 0.00 | 0.00 | 3,000.00 |
| | | 302,100.00 | 32,084.12 | 87,063.85 | 28.82 | 0.00 | 215,036.15 |

Expenditure Report by Function
 11/2021

| Account Number | Account Description | Current Budget | Expended During Month | Year to Date Expenditures | % of Budget Expended | Outstanding Encumbrances | Uncommitted Funds |
|-----------------|------------------------------------|----------------|-----------------------|---------------------------|----------------------|--------------------------|-------------------|
| 000 | DISTRICT WIDE | 302,100.00 | 32,084.12 | 87,063.85 | 28.82 | 0.00 | 215,036.15 |
| 511 | BUCHANAN ELEMENTARY | 302,100.00 | 32,084.12 | 87,063.85 | 28.82 | 0.00 | 215,036.15 |
| 10 2222 511 411 | NON-TECHNOLOGY SUPPLIES | 2,700.00 | 64.76 | 1,153.45 | 42.72 | 0.00 | 1,546.55 |
| 10 2222 511 412 | TECHNOLOGY SUPPLIES | 300.00 | 0.00 | 178.80 | 59.60 | 0.00 | 121.20 |
| | | 3,000.00 | 64.76 | 1,332.25 | 44.41 | 0.00 | 1,667.75 |
| 511 | BUCHANAN ELEMENTARY | 3,000.00 | 64.76 | 1,332.25 | 44.41 | 0.00 | 1,667.75 |
| 512 | HURON COLONY ELEMENTARY | 3,000.00 | 64.76 | 1,332.25 | 44.41 | 0.00 | 1,667.75 |
| 10 2222 512 411 | NON-TECHNOLOGY SUPPLIES | 400.00 | 0.00 | 0.00 | 0.00 | 0.00 | 400.00 |
| 10 2222 512 412 | TECHNOLOGY SUPPLIES | 100.00 | 0.00 | 0.00 | 0.00 | 0.00 | 100.00 |
| | | 500.00 | 0.00 | 0.00 | 0.00 | 0.00 | 500.00 |
| 512 | HURON COLONY ELEMENTARY | 500.00 | 0.00 | 0.00 | 0.00 | 0.00 | 500.00 |
| 514 | MADISON ELEMENTARY | 500.00 | 0.00 | 0.00 | 0.00 | 0.00 | 500.00 |
| 10 2222 514 411 | NON-TECHNOLOGY SUPPLIES | 2,700.00 | 0.00 | 193.95 | 7.18 | 0.00 | 2,506.05 |
| 10 2222 514 412 | TECHNOLOGY SUPPLIES | 300.00 | 0.00 | 0.00 | 0.00 | 0.00 | 300.00 |
| | | 3,000.00 | 0.00 | 193.95 | 6.47 | 0.00 | 2,806.05 |
| 514 | MADISON ELEMENTARY | 3,000.00 | 0.00 | 193.95 | 6.47 | 0.00 | 2,806.05 |
| 516 | WASHINGTON ELEMENTARY | 3,000.00 | 0.00 | 193.95 | 6.47 | 0.00 | 2,806.05 |
| 10 2222 516 411 | NON-TECHNOLOGY SUPPLIES | 2,700.00 | 0.00 | 564.87 | 20.92 | 0.00 | 2,135.13 |
| 10 2222 516 412 | TECHNOLOGY SUPPLIES | 300.00 | 800.00 | 800.00 | 266.67 | 0.00 | (500.00) |
| | | 3,000.00 | 800.00 | 1,364.87 | 45.50 | 0.00 | 1,635.13 |
| 516 | WASHINGTON ELEMENTARY | 3,000.00 | 800.00 | 1,364.87 | 45.50 | 0.00 | 1,635.13 |
| 518 | RIVERSIDE COLONY ELEMENTARY | 3,000.00 | 800.00 | 1,364.87 | 45.50 | 0.00 | 1,635.13 |
| 10 2222 518 411 | NON-TECHNOLOGY SUPPLIES | 400.00 | 330.42 | 330.42 | 82.61 | 0.00 | 69.58 |
| 10 2222 518 412 | TECHNOLOGY SUPPLIES | 100.00 | 0.00 | 0.00 | 0.00 | 0.00 | 100.00 |
| | | 500.00 | 330.42 | 330.42 | 66.08 | 0.00 | 169.58 |
| 518 | RIVERSIDE COLONY ELEMENTARY | 500.00 | 330.42 | 330.42 | 66.08 | 0.00 | 169.58 |

11/2021

| Account Number | Account Description | Current Budget | Expended During Month | Year to Date Expenditures | % of Budget Expended | Outstanding Encumbrances | Uncommitted Funds |
|-----------------|-----------------------------|----------------|-----------------------|---------------------------|----------------------|--------------------------|-------------------|
| 518 | RIVERSIDE COLONY ELEMENTARY | 500.00 | 330.42 | 330.42 | 66.08 | 0.00 | 169.58 |
| 600 | MIDDLE SCHOOL | | | | | | |
| 10 2222 600 411 | NON-TECHNOLOGY SUPPLIES | 4,000.00 | 1,015.90 | 1,140.90 | 28.52 | 0.00 | 2,859.10 |
| 10 2222 600 412 | TECHNOLOGY SUPPLIES | 500.00 | 0.00 | 0.00 | 0.00 | 0.00 | 500.00 |
| | | 4,500.00 | 1,015.90 | 1,140.90 | 25.35 | 0.00 | 3,359.10 |
| | | 4,500.00 | 1,015.90 | 1,140.90 | 25.35 | 0.00 | 3,359.10 |
| | | 4,500.00 | 1,015.90 | 1,140.90 | 25.35 | 0.00 | 3,359.10 |
| 700 | HIGH SCHOOL | | | | | | |
| 10 2222 700 411 | NON-TECHNOLOGY SUPPLIES | 5,400.00 | 481.21 | 481.21 | 15.74 | 368.75 | 4,550.04 |
| 10 2222 700 412 | TECHNOLOGY SUPPLIES | 600.00 | 0.00 | 0.00 | 0.00 | 0.00 | 600.00 |
| | | 6,000.00 | 481.21 | 481.21 | 14.17 | 368.75 | 5,150.04 |
| | | 6,000.00 | 481.21 | 481.21 | 14.17 | 368.75 | 5,150.04 |
| | | 6,000.00 | 481.21 | 481.21 | 14.17 | 368.75 | 5,150.04 |
| 700 | HIGH SCHOOL | | | | | | |
| 2222 | LIBRARY SERVICES | 322,600.00 | 34,776.41 | 91,907.45 | 28.60 | 368.75 | 230,323.80 |
| 2227 | TECHNOLOGY IN SCHOOL | | | | | | |
| 000 | DISTRICT WIDE | | | | | | |
| 10 2227 000 113 | ADMINISTRATIVE SALARIES | 77,000.00 | 6,376.67 | 31,883.35 | 41.41 | 0.00 | 45,116.65 |
| 10 2227 000 114 | CLASSIFIED SALARIES | 205,000.00 | 16,879.84 | 86,362.11 | 42.13 | 0.00 | 118,637.89 |
| 10 2227 000 210 | SOCIAL SECURITY | 21,600.00 | 1,574.53 | 8,031.63 | 37.18 | 0.00 | 13,568.37 |
| 10 2227 000 220 | RETIREMENT | 17,000.00 | 1,395.40 | 6,957.91 | 40.93 | 0.00 | 10,042.09 |
| 10 2227 000 230 | GROUP HEALTH/LIFE INS. | 71,000.00 | 5,905.25 | 29,526.25 | 41.59 | 0.00 | 41,473.75 |
| 10 2227 000 240 | WORKERS COMPENSATION | 1,000.00 | 74.87 | 376.40 | 37.64 | 0.00 | 623.60 |
| 10 2227 000 319 | PROFESSIONAL SERVICES | 7,000.00 | 0.00 | 8,627.92 | 123.26 | 0.00 | (1,627.92) |
| 10 2227 000 323 | REPAIRS & MTNCE | 1,000.00 | 0.00 | 211.42 | 21.14 | 0.00 | 788.58 |
| 10 2227 000 334 | TRAVEL | 800.00 | 0.00 | 0.00 | 0.00 | 0.00 | 800.00 |
| 10 2227 000 340 | COMMUNICATIONS | 85,000.00 | 6,614.42 | 38,425.82 | 45.21 | 0.00 | 46,574.18 |
| 10 2227 000 411 | NON-TECHNOLOGY SUPPLIES | 8,500.00 | 0.00 | 0.00 | 0.00 | 0.00 | 8,500.00 |
| 10 2227 000 412 | TECHNOLOGY SUPPLIES | 4,000.00 | 403.19 | 3,408.22 | 85.21 | 0.00 | 591.78 |
| 10 2227 000 479 | SUPPLIES (NON-CONSUM) | 13,000.00 | 0.00 | 1,750.00 | 13.46 | 0.00 | 11,250.00 |
| | | 511,900.00 | 39,224.17 | 215,561.03 | 42.11 | 0.00 | 296,338.97 |
| | | 511,900.00 | 39,224.17 | 215,561.03 | 42.11 | 0.00 | 296,338.97 |
| | | 511,900.00 | 39,224.17 | 215,561.03 | 42.11 | 0.00 | 296,338.97 |
| | | 511,900.00 | 39,224.17 | 215,561.03 | 42.11 | 0.00 | 296,338.97 |
| 000 | DISTRICT WIDE | | | | | | |
| 2227 | TECHNOLOGY IN SCHOOL | | | | | | |
| 2311 | BOARD OF EDUCATION | | | | | | |
| 000 | DISTRICT WIDE | | | | | | |

Expenditure Report by Function
11/2021

| Account Number | Account Description | Current Budget | Expended During Month | Year to Date Expenditures | % of Budget Expended | Outstanding Encumbrances | Uncommitted Funds |
|-----------------|-------------------------|----------------|-----------------------|---------------------------|----------------------|--------------------------|-------------------|
| 10 2311 000 111 | CERTIFIED SALARIES | 0.00 | 149.17 | 447.51 | 0.00 | 0.00 | (447.51) |
| 10 2311 000 113 | ADMINISTRATIVE SALARIES | 20,000.00 | 0.00 | 4,750.00 | 23.75 | 0.00 | 15,250.00 |
| 10 2311 000 114 | CLASSIFIED SALARIES | 3,000.00 | 0.00 | 0.00 | 0.00 | 0.00 | 3,000.00 |
| 10 2311 000 210 | SOCIAL SECURITY | 1,800.00 | 11.41 | 397.63 | 22.09 | 0.00 | 1,402.37 |
| 10 2311 000 220 | RETIREMENT | 0.00 | 8.95 | 26.85 | 0.00 | 0.00 | (26.85) |
| 10 2311 000 240 | WORKMENS COMPENSATION | 300.00 | 0.48 | 16.74 | 5.58 | 0.00 | 283.26 |
| 10 2311 000 319 | PROFESSIONAL SERVICES | 32,000.00 | 3,250.00 | 7,185.00 | 22.45 | 0.00 | 24,815.00 |
| 10 2311 000 334 | TRAVEL | 4,900.00 | 0.00 | 725.68 | 14.81 | 0.00 | 4,174.32 |
| 10 2311 000 340 | COMMUNICATIONS | 6,000.00 | 748.58 | 2,088.31 | 34.81 | 0.00 | 3,911.69 |
| 10 2311 000 350 | ADVERTISING | 10,000.00 | 2,367.90 | 10,197.96 | 101.98 | 0.00 | (197.96) |
| 10 2311 000 411 | NON-TECHNOLOGY SUPPLIES | 20,000.00 | 415.32 | 7,146.60 | 35.73 | 0.00 | 12,853.40 |
| 10 2311 000 412 | TECHNOLOGY SUPPLIES | 1,000.00 | 0.00 | 3,207.00 | 392.98 | 722.78 | (2,929.78) |
| 10 2311 000 640 | DUES & FEES | 10,000.00 | 0.00 | 1,695.00 | 16.95 | 0.00 | 8,305.00 |
| 10 2311 000 651 | LIABILITY INSURANCE | 175,000.00 | 0.00 | 128,015.00 | 73.15 | 0.00 | 46,985.00 |
| 000 | DISTRICT WIDE | 284,000.00 | 6,951.81 | 165,899.28 | 58.67 | 722.78 | 117,377.94 |
| 2311 | BOARD OF EDUCATION | 284,000.00 | 6,951.81 | 165,899.28 | 58.67 | 722.78 | 117,377.94 |
| 2314 | ELECTION SERVICES | 284,000.00 | 6,951.81 | 165,899.28 | 58.67 | 722.78 | 117,377.94 |
| 000 | DISTRICT WIDE | 284,000.00 | 6,951.81 | 165,899.28 | 58.67 | 722.78 | 117,377.94 |
| 10 2314 000 114 | CLASSIFIED SALARIES | 3,500.00 | 0.00 | 0.00 | 0.00 | 0.00 | 3,500.00 |
| 10 2314 000 210 | SOCIAL SECURITY | 300.00 | 0.00 | 0.00 | 0.00 | 0.00 | 300.00 |
| 10 2314 000 240 | WORKMENS COMPENSATION | 100.00 | 0.00 | 0.00 | 0.00 | 0.00 | 100.00 |
| 10 2314 000 319 | PROFESSIONAL SERVICES | 100.00 | 0.00 | 0.00 | 0.00 | 0.00 | 100.00 |
| 10 2314 000 334 | TRAVEL | 100.00 | 0.00 | 0.00 | 0.00 | 0.00 | 100.00 |
| 10 2314 000 411 | NON-TECHNOLOGY SUPPLIES | 300.00 | 0.00 | 0.00 | 0.00 | 0.00 | 300.00 |
| 10 2314 000 412 | TECHNOLOGY SUPPLIES | 100.00 | 0.00 | 0.00 | 0.00 | 0.00 | 100.00 |
| 000 | DISTRICT WIDE | 4,500.00 | 0.00 | 0.00 | 0.00 | 0.00 | 4,500.00 |
| 2314 | ELECTION SERVICES | 4,500.00 | 0.00 | 0.00 | 0.00 | 0.00 | 4,500.00 |
| 2315 | LEGAL SERVICES | 4,500.00 | 0.00 | 0.00 | 0.00 | 0.00 | 4,500.00 |
| 000 | DISTRICT WIDE | 4,500.00 | 0.00 | 0.00 | 0.00 | 0.00 | 4,500.00 |
| 10 2315 000 319 | PROFESSIONAL SERVICES | 14,000.00 | 1,100.00 | 5,500.00 | 39.29 | 0.00 | 8,500.00 |
| 000 | DISTRICT WIDE | 14,000.00 | 1,100.00 | 5,500.00 | 39.29 | 0.00 | 8,500.00 |
| 10 2315 000 319 | PROFESSIONAL SERVICES | 14,000.00 | 1,100.00 | 5,500.00 | 39.29 | 0.00 | 8,500.00 |

| Account Number | Account Description | Current Budget | Expended During Month | Year to Date Expenditures | % of Budget Expended | Outstanding Encumbrances | Uncommitted Funds |
|-----------------|---------------------------------|----------------|-----------------------|---------------------------|----------------------|--------------------------|-------------------|
| 000 | DISTRICT WIDE | 14,000.00 | 1,100.00 | 5,500.00 | 39.29 | 0.00 | 8,500.00 |
| 2315 | LEGAL SERVICES | 14,000.00 | 1,100.00 | 5,500.00 | 39.29 | 0.00 | 8,500.00 |
| 2317 | AUDIT SERVICES | | | | | | |
| 000 | DISTRICT WIDE | | | | | | |
| 10 2317 000 319 | PROFESSIONAL SERVICES | 20,000.00 | 5,000.00 | 15,000.00 | 75.00 | 0.00 | 5,000.00 |
| | | 20,000.00 | 5,000.00 | 15,000.00 | 75.00 | 0.00 | 5,000.00 |
| | | 20,000.00 | 5,000.00 | 15,000.00 | 75.00 | 0.00 | 5,000.00 |
| | | 20,000.00 | 5,000.00 | 15,000.00 | 75.00 | 0.00 | 5,000.00 |
| | | 20,000.00 | 5,000.00 | 15,000.00 | 75.00 | 0.00 | 5,000.00 |
| 2319 | NEGOTIATION SERVICES | | | | | | |
| 000 | DISTRICT WIDE | | | | | | |
| 10 2319 000 319 | PROFESSIONAL SERVICES | 2,000.00 | 0.00 | 0.00 | 0.00 | 0.00 | 2,000.00 |
| | | 2,000.00 | 0.00 | 0.00 | 0.00 | 0.00 | 2,000.00 |
| | | 2,000.00 | 0.00 | 0.00 | 0.00 | 0.00 | 2,000.00 |
| | | 2,000.00 | 0.00 | 0.00 | 0.00 | 0.00 | 2,000.00 |
| | | 2,000.00 | 0.00 | 0.00 | 0.00 | 0.00 | 2,000.00 |
| 2321 | OFFICE OF SUPERINTENDENT | | | | | | |
| 000 | DISTRICT WIDE | | | | | | |
| 10 2321 000 113 | ADMINISTRATIVE SALARIES | 165,500.00 | 13,800.00 | 69,000.00 | 41.69 | 0.00 | 96,500.00 |
| 10 2321 000 114 | CLASSIFIED SALARIES | 43,000.00 | 3,607.73 | 18,038.65 | 41.95 | 0.00 | 24,961.35 |
| 10 2321 000 125 | SUBSTITUTE SALARIES | 0.00 | 464.64 | 464.64 | 0.00 | 0.00 | (464.64) |
| 10 2321 000 210 | SOCIAL SECURITY | 16,000.00 | 1,342.91 | 6,574.30 | 41.09 | 0.00 | 9,425.70 |
| 10 2321 000 220 | RETIREMENT | 14,600.00 | 1,044.46 | 5,222.30 | 35.77 | 0.00 | 9,377.70 |
| 10 2321 000 230 | GROUP HEALTH/LIFE INS. | 30,000.00 | 2,491.70 | 12,503.12 | 41.68 | 0.00 | 17,496.88 |
| 10 2321 000 240 | WORKERS COMPENSATION | 1,200.00 | 57.56 | 281.80 | 23.48 | 0.00 | 918.20 |
| 10 2321 000 323 | REPAIRS & MTNCE | 3,000.00 | 0.00 | 1,767.57 | 58.92 | 0.00 | 1,232.43 |
| 10 2321 000 334 | TRAVEL | 4,000.00 | 465.80 | 942.14 | 23.55 | 0.00 | 3,057.86 |
| 10 2321 000 340 | COMMUNICATIONS | 1,500.00 | 204.78 | 544.22 | 36.28 | 0.00 | 955.78 |
| 10 2321 000 411 | NON-TECHNOLOGY SUPPLIES | 8,000.00 | 0.00 | 490.48 | 35.63 | 2,359.56 | 5,149.96 |
| 10 2321 000 412 | TECHNOLOGY SUPPLIES | 5,000.00 | 0.00 | 0.00 | 0.00 | 0.00 | 5,000.00 |
| 10 2321 000 640 | DUES & FEES | 1,500.00 | 0.00 | 1,576.00 | 105.07 | 0.00 | (76.00) |
| | | 293,300.00 | 23,479.58 | 117,405.22 | 40.83 | 2,359.56 | 173,535.22 |
| | | 293,300.00 | 23,479.58 | 117,405.22 | 40.83 | 2,359.56 | 173,535.22 |
| | | 293,300.00 | 23,479.58 | 117,405.22 | 40.83 | 2,359.56 | 173,535.22 |
| | | 293,300.00 | 23,479.58 | 117,405.22 | 40.83 | 2,359.56 | 173,535.22 |

Expenditure Report by Function

11/2021

| Account Number | Account Description | Current Budget | Expended During Month | Year to Date Expenditures | % of Budget Expended | Outstanding Encumbrances | Uncommitted Funds |
|-----------------|---------------------------------------|-------------------|-----------------------|---------------------------|----------------------|--------------------------|-------------------|
| 2410 | OFFICE OF PRINCIPALS | | | | | | |
| 000 | DISTRICT WIDE | | | | | | |
| 10 2410 000 113 | ADMINISTRATIVE SALARIES | 690,000.00 | 57,483.99 | 286,121.71 | 41.47 | 0.00 | 403,878.29 |
| 10 2410 000 210 | SOCIAL SECURITY | 52,800.00 | 4,309.70 | 21,449.18 | 40.62 | 0.00 | 31,350.82 |
| 10 2410 000 220 | RETIREMENT | 41,400.00 | 3,449.06 | 17,167.42 | 41.47 | 0.00 | 24,232.58 |
| 10 2410 000 230 | GROUP HEALTH/LIFE INS. | 130,000.00 | 10,294.55 | 51,472.75 | 39.59 | 0.00 | 78,527.25 |
| 10 2410 000 240 | WORKERS COMPENSATION | 4,000.00 | 184.29 | 920.49 | 23.01 | 0.00 | 3,079.51 |
| 10 2410 000 319 | PROFESSIONAL SERVICES | 9,000.00 | 0.00 | 0.00 | 0.00 | 0.00 | 9,000.00 |
| 10 2410 000 334 | TRAVEL | 5,000.00 | 0.00 | 1,646.63 | 32.93 | 0.00 | 3,353.37 |
| 10 2410 000 411 | NON-TECHNOLOGY SUPPLIES | 1,000.00 | 0.00 | 0.00 | 0.00 | 0.00 | 1,000.00 |
| 10 2410 000 412 | TECHNOLOGY SUPPLIES | 200.00 | 0.00 | 0.00 | 0.00 | 0.00 | 200.00 |
| 10 2410 000 640 | DUES & FEES | 6,500.00 | 0.00 | 5,090.00 | 78.31 | 0.00 | 1,410.00 |
| | | 939,900.00 | 75,721.59 | 383,868.18 | 40.84 | 0.00 | 556,031.82 |
| 000 | DISTRICT WIDE | | | | | | |
| 2410 | OFFICE OF PRINCIPALS | 939,900.00 | 75,721.59 | 383,868.18 | 40.84 | 0.00 | 556,031.82 |
| 2490 | OTHER SUPPORT SERVICES-SCH ADM | | | | | | |
| 000 | DISTRICT WIDE | | | | | | |
| 10 2490 000 113 | ADMINISTRATIVE SALARIES | 100,000.00 | 8,267.83 | 41,339.15 | 41.34 | 0.00 | 58,660.85 |
| 10 2490 000 114 | CLASSIFIED SALARIES | 44,000.00 | 3,631.06 | 18,155.30 | 41.26 | 0.00 | 25,844.70 |
| 10 2490 000 210 | SOCIAL SECURITY | 11,100.00 | 895.16 | 4,475.84 | 40.32 | 0.00 | 6,624.16 |
| 10 2490 000 220 | RETIREMENT | 8,700.00 | 713.93 | 3,569.65 | 41.03 | 0.00 | 5,130.35 |
| 10 2490 000 230 | HEALTH INSURANCE | 22,000.00 | 1,477.96 | 7,389.80 | 33.59 | 0.00 | 14,610.20 |
| 10 2490 000 240 | WORKMENS COMPENSATION | 700.00 | 38.31 | 191.55 | 27.36 | 0.00 | 508.45 |
| 10 2490 000 323 | REPAIRS & MTNCE | 4,000.00 | 0.00 | 1,975.00 | 49.38 | 0.00 | 2,025.00 |
| 10 2490 000 334 | TRAVEL | 4,000.00 | 0.00 | 236.00 | 5.90 | 0.00 | 3,764.00 |
| 10 2490 000 340 | COMMUNICATION | 1,500.00 | 167.17 | 536.33 | 35.76 | 0.00 | 963.67 |
| 10 2490 000 411 | NON-TECHNOLOGY SUPPLIES | 3,000.00 | 131.67 | 791.71 | 26.39 | 0.00 | 2,208.29 |
| 10 2490 000 412 | TECHNOLOGY SUPPLIES | 2,000.00 | 0.00 | 232.82 | 11.64 | 0.00 | 1,767.18 |
| 10 2490 000 640 | DUES AND FEES | 300.00 | 0.00 | 0.00 | 0.00 | 0.00 | 300.00 |
| | | 201,300.00 | 15,323.09 | 78,893.15 | 39.19 | 0.00 | 122,406.85 |
| 000 | DISTRICT WIDE | | | | | | |
| 160 | MEDICAID | 201,300.00 | 15,323.09 | 78,893.15 | 39.19 | 0.00 | 122,406.85 |
| 10 2490 160 319 | PROFESSIONAL SERVICES | 6,000.00 | 0.00 | 1,563.48 | 26.06 | 0.00 | 4,436.52 |
| | | 6,000.00 | 0.00 | 1,563.48 | 26.06 | 0.00 | 4,436.52 |

Expenditure Report by Function
11/2021

| Account Number | Account Description | Current Budget | Expended During Month | Year to Date Expenditures | % of Budget Expended | Outstanding Encumbrances | Uncommitted Funds |
|-----------------|--------------------------------|----------------|-----------------------|---------------------------|----------------------|--------------------------|-------------------|
| 160 | MEDICAID | 6,000.00 | 0.00 | 1,563.48 | 26.06 | 0.00 | 4,436.52 |
| 350 | ESL | 6,000.00 | 0.00 | 1,563.48 | 26.06 | 0.00 | 4,436.52 |
| 10 2490 350 113 | ADMINISTRATIVE SALARIES | 90,000.00 | 7,500.00 | 37,440.00 | 41.60 | 0.00 | 52,560.00 |
| 10 2490 350 114 | CLASSIFIED SALARIES | 44,000.00 | 3,645.41 | 18,227.05 | 41.43 | 0.00 | 25,772.95 |
| 10 2490 350 210 | SOCIAL SECURITY | 10,300.00 | 845.58 | 4,223.31 | 41.00 | 0.00 | 6,076.69 |
| 10 2490 350 220 | RETIREMENT | 8,100.00 | 668.72 | 3,340.00 | 41.23 | 0.00 | 4,760.00 |
| 10 2490 350 230 | HEALTH INSURANCE | 9,000.00 | 751.30 | 3,756.50 | 41.74 | 0.00 | 5,243.50 |
| 10 2490 350 240 | WORKERS' COMPENSATION | 800.00 | 35.89 | 178.45 | 22.31 | 0.00 | 621.55 |
| 10 2490 350 323 | REPAIRS & MTNCE | 3,000.00 | 0.00 | 0.00 | 0.00 | 0.00 | 3,000.00 |
| 10 2490 350 334 | TRAVEL | 1,000.00 | 0.00 | 433.00 | 43.30 | 0.00 | 567.00 |
| 10 2490 350 340 | COMMUNICATION | 1,500.00 | 167.17 | 536.33 | 35.76 | 0.00 | 963.67 |
| 10 2490 350 411 | NON-TECHNOLOGY SUPPLIES | 4,000.00 | 262.11 | 626.25 | 15.66 | 0.00 | 3,373.75 |
| 10 2490 350 412 | TECHNOLOGY SUPPLIES | 1,000.00 | 107.47 | 449.53 | 44.95 | 0.00 | 550.47 |
| 10 2490 350 640 | DUES AND FEES | 800.00 | 0.00 | 613.00 | 76.63 | 0.00 | 187.00 |
| 350 | ESL | 173,500.00 | 13,983.65 | 69,823.42 | 40.24 | 0.00 | 103,676.58 |
| 2490 | OTHER SUPPORT SERVICES-SCH ADM | 173,500.00 | 13,983.65 | 69,823.42 | 40.24 | 0.00 | 103,676.58 |
| 2529 | FISCAL SERVICES | 173,500.00 | 13,983.65 | 69,823.42 | 40.24 | 0.00 | 103,676.58 |
| 000 | DISTRICT WIDE | 380,800.00 | 29,306.74 | 150,280.05 | 39.46 | 0.00 | 230,519.95 |
| 10 2529 000 113 | ADMINISTRATIVE SALARIES | 132,000.00 | 10,953.75 | 54,768.75 | 41.49 | 0.00 | 77,231.25 |
| 10 2529 000 114 | CLASSIFIED SALARIES | 183,000.00 | 14,960.18 | 74,800.90 | 40.87 | 0.00 | 108,199.10 |
| 10 2529 000 210 | SOCIAL SECURITY | 24,100.00 | 1,855.24 | 9,276.20 | 38.49 | 0.00 | 14,823.80 |
| 10 2529 000 220 | RETIREMENT | 18,900.00 | 1,554.84 | 7,774.20 | 41.13 | 0.00 | 11,125.80 |
| 10 2529 000 230 | GROUP HEALTH/LIFE INS. | 54,000.00 | 3,383.35 | 17,640.75 | 32.67 | 0.00 | 36,359.25 |
| 10 2529 000 240 | WORKERS COMPENSATION | 2,000.00 | 83.44 | 417.20 | 20.86 | 0.00 | 1,582.80 |
| 10 2529 000 319 | PROFESSIONAL SERVICES | 20,000.00 | 0.00 | 0.00 | 0.00 | 0.00 | 20,000.00 |
| 10 2529 000 323 | REPAIRS & MTNCE | 6,000.00 | 0.00 | 2,489.82 | 41.50 | 0.00 | 3,510.18 |
| 10 2529 000 325 | RENT | 10,000.00 | 1,408.59 | 2,817.18 | 28.17 | 0.00 | 7,182.82 |
| 10 2529 000 334 | TRAVEL | 1,200.00 | 0.00 | 0.00 | 0.00 | 0.00 | 1,200.00 |
| 10 2529 000 340 | COMMUNICATIONS | 2,000.00 | 307.56 | 1,034.52 | 51.73 | 0.00 | 965.48 |
| 10 2529 000 411 | NON-TECHNOLOGY SUPPLIES | 8,000.00 | 460.51 | 1,071.99 | 20.30 | 551.65 | 6,376.36 |
| 10 2529 000 412 | TECHNOLOGY SUPPLIES | 3,000.00 | 0.00 | 151.00 | 5.03 | 0.00 | 2,849.00 |
| 10 2529 000 640 | DUES & FEES | 1,000.00 | 0.00 | 862.00 | 86.20 | 0.00 | 138.00 |
| 000 | DISTRICT WIDE | 465,200.00 | 34,967.46 | 173,104.51 | 37.33 | 551.65 | 291,543.84 |
| | | 465,200.00 | 34,967.46 | 173,104.51 | 37.33 | 551.65 | 291,543.84 |
| | | 465,200.00 | 34,967.46 | 173,104.51 | 37.33 | 551.65 | 291,543.84 |

| Account Number | Account Description | Current Budget | Expended During Month | Year to Date Expenditures | % of Budget Expended | Outstanding Encumbrances | Uncommitted Funds |
|-----------------|--|---------------------|-----------------------|---------------------------|----------------------|--------------------------|---------------------|
| 2529 | FISCAL SERVICES | 465,200.00 | 34,967.46 | 173,104.51 | 37.33 | 551.65 | 291,543.84 |
| 2541 | OPER & MAINTENANCE DIRECTOR | | | | | | |
| 000 | DISTRICT WIDE | | | | | | |
| 10 2541 000 113 | ADMINISTRATIVE SALARIES | 73,000.00 | 6,083.33 | 30,416.65 | 41.67 | 0.00 | 42,583.35 |
| 10 2541 000 114 | CLASSIFIED SALARIES | 45,000.00 | 3,764.67 | 18,801.55 | 41.78 | 0.00 | 26,198.45 |
| 10 2541 000 210 | SOCIAL SECURITY | 9,100.00 | 703.58 | 3,518.97 | 38.67 | 0.00 | 5,581.03 |
| 10 2541 000 220 | RETIREMENT | 7,100.00 | 590.24 | 2,951.20 | 41.57 | 0.00 | 4,148.80 |
| 10 2541 000 230 | GROUP HEALTH/LIFE INS. | 26,000.00 | 2,261.01 | 11,305.05 | 43.48 | 0.00 | 14,694.95 |
| 10 2541 000 240 | WORKERS COMPENSATION | 400.00 | 31.71 | 158.50 | 39.63 | 0.00 | 241.50 |
| 10 2541 000 323 | REPAIRS & MTNCE | 1,000.00 | 0.00 | 775.00 | 77.50 | 0.00 | 225.00 |
| 10 2541 000 334 | TRAVEL | 200.00 | 0.00 | 0.00 | 0.00 | 0.00 | 200.00 |
| 10 2541 000 411 | NON-TECHNOLOGY SUPPLIES | 2,000.00 | 429.43 | 1,175.35 | 58.77 | 0.00 | 824.65 |
| 10 2541 000 412 | TECHNOLOGY SUPPLIES | 200.00 | 0.00 | 0.00 | 0.00 | 0.00 | 200.00 |
| 10 2541 000 640 | DUES & FEES | 700.00 | 0.00 | 371.00 | 53.00 | 0.00 | 329.00 |
| 000 | DISTRICT WIDE | 164,700.00 | 13,863.97 | 69,473.27 | 42.18 | 0.00 | 95,226.73 |
| 2541 | OPER & MAINTENANCE DIRECTOR | 164,700.00 | 13,863.97 | 69,473.27 | 42.18 | 0.00 | 95,226.73 |
| 2549 | OPER AND MAINT. PLANT | | | | | | |
| 000 | DISTRICT WIDE | | | | | | |
| 10 2549 000 114 | CLASSIFIED SALARIES | 900,000.00 | 74,962.48 | 374,007.10 | 41.56 | 0.00 | 525,992.90 |
| 10 2549 000 125 | SUBSTITUTE SALARIES | 60,000.00 | 3,326.90 | 37,190.51 | 61.98 | 0.00 | 22,809.49 |
| 10 2549 000 130 | OVERTIME | 8,000.00 | 0.00 | 0.00 | 0.00 | 0.00 | 8,000.00 |
| 10 2549 000 210 | SOCIAL SECURITY | 74,100.00 | 5,790.71 | 30,448.38 | 41.09 | 0.00 | 43,651.62 |
| 10 2549 000 220 | RETIREMENT | 58,100.00 | 4,526.57 | 23,589.83 | 40.60 | 0.00 | 34,510.17 |
| 10 2549 000 230 | GROUP HEALTH/LIFE INS. | 172,000.00 | 14,593.43 | 70,045.40 | 40.72 | 0.00 | 101,954.60 |
| 10 2549 000 240 | WORKERS COMPENSATION | 15,000.00 | 1,293.81 | 6,703.83 | 44.69 | 0.00 | 8,296.17 |
| 10 2549 000 319 | PROFESSIONAL SERVICES | 148,000.00 | 25,596.00 | 79,095.50 | 53.44 | 0.00 | 68,904.50 |
| 10 2549 000 321 | PUBLIC UTILITY SERVICE | 600,000.00 | 59,309.89 | 334,541.51 | 55.76 | 0.00 | 265,458.49 |
| 10 2549 000 322 | CLEANING SERVICES (LAUNDRY) | 6,000.00 | 0.00 | 0.00 | 0.00 | 0.00 | 6,000.00 |
| 10 2549 000 323 | REPAIRS & MTNCE | 142,800.00 | 34,898.36 | 135,220.59 | 94.69 | 0.00 | 7,579.41 |
| 10 2549 000 334 | TRAVEL | 1,000.00 | 0.00 | 0.00 | 0.00 | 0.00 | 1,000.00 |
| 10 2549 000 340 | COMMUNICATIONS | 4,000.00 | 704.01 | 1,557.72 | 38.94 | 0.00 | 2,442.28 |
| 10 2549 000 411 | NON-TECHNOLOGY SUPPLIES | 188,600.00 | 16,606.93 | 76,918.17 | 40.78 | 0.00 | 111,681.83 |
| 10 2549 000 412 | TECHNOLOGY SUPPLIES | 1,000.00 | 0.00 | 0.00 | 0.00 | 0.00 | 1,000.00 |
| 10 2549 000 413 | MOTOR FUEL | 15,000.00 | 2,216.11 | 5,027.67 | 33.52 | 0.00 | 9,972.33 |
| 10 2549 000 651 | LIABILITY INSURANCE | 210,000.00 | 0.00 | 210,000.00 | 100.00 | 0.00 | 0.00 |
| | | 2,603,600.00 | 243,825.20 | 1,384,346.21 | 53.17 | 0.00 | 1,219,253.79 |
| | | 2,603,600.00 | 243,825.20 | 1,384,346.21 | 53.17 | 0.00 | 1,219,253.79 |

Expenditure Report by Function
11/2021

| Account Number | Account Description | Current Budget | Expended During Month | Year to Date Expenditures | % of Budget Expended | Outstanding Encumbrances | Uncommitted Funds |
|-------------------------|-------------------------------|----------------|-----------------------|---------------------------|----------------------|--------------------------|-------------------|
| 000 | DISTRICT WIDE | 2,603,600.00 | 243,825.20 | 1,384,346.21 | 53.17 | 0.00 | 1,219,253.79 |
| 925 | ESSER III FUNDS | 0.00 | 2,892.82 | 25,803.87 | 0.00 | 0.00 | (25,803.87) |
| 800 | 80% SUSTAINING | 0.00 | 2,892.82 | 25,803.87 | 0.00 | 0.00 | (25,803.87) |
| 111 | DISTRICT-WIDE | 0.00 | 2,892.82 | 25,803.87 | 0.00 | 0.00 | (25,803.87) |
| 10 2549 925 411 800 111 | NON-TECHNOLOGY SUPPLIES | 0.00 | 2,892.82 | 25,803.87 | 0.00 | 0.00 | (25,803.87) |
| 111 | DISTRICT-WIDE | 0.00 | 2,892.82 | 25,803.87 | 0.00 | 0.00 | (25,803.87) |
| 800 | 80% SUSTAINING | 0.00 | 2,892.82 | 25,803.87 | 0.00 | 0.00 | (25,803.87) |
| 925 | ESSER III FUNDS | 0.00 | 2,892.82 | 25,803.87 | 0.00 | 0.00 | (25,803.87) |
| 2549 | OPER AND MAINT. PLANT | 2,603,600.00 | 246,718.02 | 1,410,150.08 | 54.16 | 0.00 | 1,193,449.92 |
| 2551 | PUPIL TRANSPORTATION DIRECTOR | | | | | | |
| 000 | DISTRICT WIDE | | | | | | |
| 10 2551 000 113 | ADMINISTRATIVE SALARIES | 67,000.00 | 5,595.50 | 27,977.50 | 41.76 | 0.00 | 39,022.50 |
| 10 2551 000 114 | CLASSIFIED SALARIES | 65,000.00 | 14,369.57 | 35,817.28 | 55.10 | 0.00 | 29,182.72 |
| 10 2551 000 125 | SUBSTITUTE SALARIES | 0.00 | 0.00 | 1,309.91 | 0.00 | 0.00 | (1,309.91) |
| 10 2551 000 210 | SOCIAL SECURITY | 10,100.00 | 1,488.35 | 4,785.56 | 47.38 | 0.00 | 5,314.44 |
| 10 2551 000 220 | RETIREMENT | 8,000.00 | 1,197.90 | 3,906.28 | 48.83 | 0.00 | 4,093.72 |
| 10 2551 000 230 | GROUP HEALTH/LIFE INS. | 21,000.00 | 3,518.37 | 10,568.25 | 50.33 | 0.00 | 10,431.75 |
| 10 2551 000 240 | WORKERS COMPENSATION | 1,000.00 | 110.82 | 446.92 | 44.69 | 0.00 | 553.08 |
| 10 2551 000 334 | TRAVEL | 1,000.00 | 0.00 | 664.62 | 66.46 | 0.00 | 335.38 |
| 10 2551 000 340 | COMMUNICATION | 1,800.00 | 124.78 | 404.44 | 22.47 | 0.00 | 1,395.56 |
| 10 2551 000 411 | NON-TECHNOLOGY SUPPLIES | 1,800.00 | 65.25 | 65.25 | 3.63 | 0.00 | 1,734.75 |
| 10 2551 000 412 | TECHNOLOGY SUPPLIES | 200.00 | 0.00 | 0.00 | 0.00 | 0.00 | 200.00 |
| 10 2551 000 640 | DUES AND FEES | 600.00 | 0.00 | 423.00 | 70.50 | 0.00 | 177.00 |
| 000 | DISTRICT WIDE | 177,500.00 | 26,470.54 | 86,369.01 | 48.66 | 0.00 | 91,130.99 |
| 2551 | PUPIL TRANSPORTATION DIRECTOR | 177,500.00 | 26,470.54 | 86,369.01 | 48.66 | 0.00 | 91,130.99 |
| 2552 | VEHICLE OPERATION SERVICES | 177,500.00 | 26,470.54 | 86,369.01 | 48.66 | 0.00 | 91,130.99 |
| 000 | DISTRICT WIDE | 177,500.00 | 26,470.54 | 86,369.01 | 48.66 | 0.00 | 91,130.99 |
| 10 2552 000 114 | CLASSIFIED SALARIES | 450,000.00 | 49,090.11 | 146,473.40 | 32.55 | 0.00 | 303,526.60 |
| 10 2552 000 125 | SUBSTITUTE DRIVERS | 30,000.00 | 6,682.50 | 10,890.00 | 36.30 | 0.00 | 19,110.00 |
| 10 2552 000 130 | OVERTIME SALARIES | 0.00 | 62.88 | 1,098.92 | 0.00 | 0.00 | (1,098.92) |
| 10 2552 000 210 | SOCIAL SECURITY | 36,800.00 | 4,209.44 | 12,020.79 | 32.67 | 0.00 | 24,779.21 |
| 10 2552 000 220 | RETIREMENT | 28,800.00 | 2,126.17 | 6,431.81 | 22.33 | 0.00 | 22,368.19 |
| 10 2552 000 230 | GROUP HEALTH/LIFE INS. | 8,000.00 | 1,418.97 | 4,220.09 | 52.75 | 0.00 | 3,779.91 |
| 10 2552 000 240 | WORKERS COMPENSATION | 30,000.00 | 825.10 | 2,256.11 | 7.52 | 0.00 | 27,743.89 |
| 10 2552 000 319 | PROFESSIONAL SERVICES | 8,000.00 | 821.50 | 7,512.42 | 93.91 | 0.00 | 487.58 |
| 10 2552 000 411 | NON-TECHNOLOGY SUPPLIES | 30,000.00 | 5,686.97 | 48,398.36 | 161.33 | 0.00 | (18,398.36) |

| Account Number | Account Description | Current Budget | Expended During Month | Year to Date Expenditures | % of Budget Expended | Outstanding Encumbrances | Uncommitted Funds |
|-----------------------------------|-------------------------|----------------|-----------------------|---------------------------|----------------------|--------------------------|-------------------|
| 10 2552 000 413 | MOTOR FUEL | 48,000.00 | 24,261.50 | 28,314.40 | 58.99 | 0.00 | 19,685.60 |
| 10 2552 000 651 | LIABILITY INSURANCE | 5,000.00 | 0.00 | 47,041.85 | 940.84 | 0.00 | (42,041.85) |
| 000 DISTRICT WIDE | | 674,600.00 | 95,185.14 | 314,658.15 | 46.64 | 0.00 | 359,941.85 |
| 925 ESSER III FUNDS | | 674,600.00 | 95,185.14 | 314,658.15 | 46.64 | 0.00 | 359,941.85 |
| 800 80% SUSTAINING | | 674,600.00 | 95,185.14 | 314,658.15 | 46.64 | 0.00 | 359,941.85 |
| 111 DISTRICT-WIDE | | 674,600.00 | 95,185.14 | 314,658.15 | 46.64 | 0.00 | 359,941.85 |
| 10 2552 925 411 800 111 | NON-TECHNOLOGY SUPPLIES | 0.00 | 0.00 | 16,090.60 | 0.00 | 0.00 | (16,090.60) |
| 111 DISTRICT-WIDE | | 0.00 | 0.00 | 16,090.60 | 0.00 | 0.00 | (16,090.60) |
| 800 80% SUSTAINING | | 0.00 | 0.00 | 16,090.60 | 0.00 | 0.00 | (16,090.60) |
| 925 ESSER III FUNDS | | 0.00 | 0.00 | 16,090.60 | 0.00 | 0.00 | (16,090.60) |
| 2552 VEHICLE OPERATION SERVICES | | 674,600.00 | 95,185.14 | 330,748.75 | 49.03 | 0.00 | 343,851.25 |
| 2554 VEHICLE SERVICING & MAINT | | 674,600.00 | 95,185.14 | 330,748.75 | 49.03 | 0.00 | 343,851.25 |
| 000 DISTRICT WIDE | | 674,600.00 | 95,185.14 | 330,748.75 | 49.03 | 0.00 | 343,851.25 |
| 10 2554 000 114 | CLASSIFIED SALARIES | 54,000.00 | 4,409.12 | 22,330.39 | 41.35 | 0.00 | 31,669.61 |
| 10 2554 000 210 | SOCIAL SECURITY | 4,200.00 | 331.74 | 1,680.51 | 40.01 | 0.00 | 2,519.49 |
| 10 2554 000 220 | RETIREMENT | 3,300.00 | 264.55 | 1,339.83 | 40.60 | 0.00 | 1,960.17 |
| 10 2554 000 230 | GROUP HEALTH/LIFE INS. | 10,500.00 | 882.85 | 4,414.25 | 42.04 | 0.00 | 6,085.75 |
| 10 2554 000 240 | WORKERS COMPENSATION | 1,200.00 | 73.36 | 371.66 | 30.97 | 0.00 | 828.34 |
| 10 2554 000 411 | NON-TECHNOLOGY SUPPLIES | 1,500.00 | 0.00 | 56.14 | 3.74 | 0.00 | 1,443.86 |
| 10 2554 000 412 | TECHNOLOGY SUPPLIES | 300.00 | 0.00 | 0.00 | 0.00 | 0.00 | 300.00 |
| 000 DISTRICT WIDE | | 75,000.00 | 5,961.62 | 30,192.78 | 40.26 | 0.00 | 44,807.22 |
| 2554 VEHICLE SERVICING & MAINT | | 75,000.00 | 5,961.62 | 30,192.78 | 40.26 | 0.00 | 44,807.22 |
| 2569 FOOD SERVICES | | 75,000.00 | 5,961.62 | 30,192.78 | 40.26 | 0.00 | 44,807.22 |
| 000 DISTRICT WIDE | | 75,000.00 | 5,961.62 | 30,192.78 | 40.26 | 0.00 | 44,807.22 |
| 10 2569 000 411 | NON-TECHNOLOGY SUPPLIES | 80,000.00 | 12,508.10 | 32,168.81 | 40.21 | 0.00 | 47,831.19 |
| 000 DISTRICT WIDE | | 80,000.00 | 12,508.10 | 32,168.81 | 40.21 | 0.00 | 47,831.19 |
| 2569 FOOD SERVICES | | 80,000.00 | 12,508.10 | 32,168.81 | 40.21 | 0.00 | 47,831.19 |
| 2642 RECRUITMENT (FINGERPRINTING) | | 80,000.00 | 12,508.10 | 32,168.81 | 40.21 | 0.00 | 47,831.19 |
| 000 DISTRICT WIDE | | 80,000.00 | 12,508.10 | 32,168.81 | 40.21 | 0.00 | 47,831.19 |

| Account Number | Account Description | Current Budget | Expended During Month | Year to Date Expenditures | % of Budget Expended | Outstanding Encumbrances | Uncommitted Funds |
|--|---------------------------|----------------|-----------------------|---------------------------|----------------------|--------------------------|-------------------|
| 10 2642 000 319 | PROFESSIONAL SERVICES | 3,000.00 | 0.00 | 204.75 | 6.83 | 0.00 | 2,795.25 |
| | | 3,000.00 | 0.00 | 204.75 | 6.83 | 0.00 | 2,795.25 |
| 000 DISTRICT WIDE | | 3,000.00 | 0.00 | 204.75 | 6.83 | 0.00 | 2,795.25 |
| 2642 RECRUITMENT (FINGERPRINTING) | | 3,000.00 | 0.00 | 204.75 | 6.83 | 0.00 | 2,795.25 |
| 3200 COMMUNITY RECREATION SERVICES | | | | | | | |
| 000 DISTRICT WIDE | | | | | | | |
| 10 3200 000 111 | CERTIFIED SALARIES | 22,800.00 | 0.00 | 0.00 | 0.00 | 0.00 | 22,800.00 |
| 10 3200 000 114 | CLASSIFIED SALARIES | 0.00 | 452.82 | 1,652.28 | 0.00 | 0.00 | (1,652.28) |
| 10 3200 000 210 | SOCIAL SECURITY | 1,800.00 | 34.65 | 126.41 | 7.02 | 0.00 | 1,673.59 |
| 10 3200 000 220 | RETIREMENT | 1,400.00 | 27.17 | 73.64 | 5.26 | 0.00 | 1,326.36 |
| 10 3200 000 240 | WORKMENS COMPENSATION | 500.00 | 4.59 | 24.55 | 4.91 | 0.00 | 475.45 |
| 10 3200 000 319 | PROFESSIONAL SERVICES | 5,000.00 | 1,036.12 | 1,471.95 | 29.44 | 0.00 | 3,528.05 |
| 10 3200 000 411 | NON-TECHNOLOGY SUPPLIES | 1,100.00 | 100.00 | 6,308.85 | 573.53 | 0.00 | (5,208.85) |
| | | 32,600.00 | 1,655.35 | 9,657.68 | 29.62 | 0.00 | 22,942.32 |
| 000 DISTRICT WIDE | | 32,600.00 | 1,655.35 | 9,657.68 | 29.62 | 0.00 | 22,942.32 |
| 3200 COMMUNITY RECREATION SERVICES | | 32,600.00 | 1,655.35 | 9,657.68 | 29.62 | 0.00 | 22,942.32 |
| 3500 21ST CENTURY GRANT | | | | | | | |
| 000 DISTRICT WIDE | | | | | | | |
| 10 3500 000 111 | CERTIFIED SALARIES | 55,000.00 | 10,322.83 | 23,915.67 | 43.48 | 0.00 | 31,084.33 |
| 10 3500 000 112 | PARAPROFESSIONAL SALARIES | 55,000.00 | 6,001.01 | 16,283.64 | 29.61 | 0.00 | 38,716.36 |
| 10 3500 000 210 | SOCIAL SECURITY | 8,500.00 | 1,187.06 | 2,921.51 | 34.37 | 0.00 | 5,578.49 |
| 10 3500 000 220 | RETIREMENT | 6,600.00 | 807.33 | 1,766.31 | 26.76 | 0.00 | 4,833.69 |
| 10 3500 000 240 | WORKERS' COMPENSATION | 1,000.00 | 68.57 | 151.81 | 15.18 | 0.00 | 848.19 |
| 10 3500 000 319 | PROFESSIONAL SERVICES | 1,000.00 | 0.00 | 0.00 | 0.00 | 0.00 | 1,000.00 |
| 10 3500 000 411 | NON-TECHNOLOGY SUPPLIES | 20,000.00 | 0.00 | 131.34 | 0.66 | 0.00 | 19,868.66 |
| 10 3500 000 412 | TECHNOLOGY SUPPLIES | 2,900.00 | 0.00 | 0.00 | 0.00 | 0.00 | 2,900.00 |
| | | 150,000.00 | 18,386.80 | 45,170.28 | 30.11 | 0.00 | 104,829.72 |
| 000 DISTRICT WIDE | | 150,000.00 | 18,386.80 | 45,170.28 | 30.11 | 0.00 | 104,829.72 |
| 3500 21ST CENTURY GRANT | | 150,000.00 | 18,386.80 | 45,170.28 | 30.11 | 0.00 | 104,829.72 |
| 3711 TITLE I OTHER NONPUBLIC SCH INSTR SVCS | | | | | | | |
| 930 PART A-BASIC | | | | | | | |
| 000 DISTRICT | | | | | | | |
| 005 HOLY TRINITY | | | | | | | |

| Account Number | Account Description | Current Budget | Expended During Month | Year to Date Expenditures | % of Budget Expended | Outstanding Encumbrances | Uncommitted Funds |
|---|--------------------------|----------------|-----------------------|---------------------------|----------------------|--------------------------|-------------------|
| 10 3711 930 111 000 005 | CERTIFIED SALARIES | 0.00 | 1,582.65 | 7,121.92 | 0.00 | 0.00 | (7,121.92) |
| 10 3711 930 125 000 005 | SUBSTITUTE SALARIES | 0.00 | 54.00 | 54.00 | 0.00 | 0.00 | (54.00) |
| 10 3711 930 210 000 005 | SOCIAL SECURITY | 0.00 | 98.98 | 466.06 | 0.00 | 0.00 | (466.06) |
| 10 3711 930 220 000 005 | RETIREMENT | 0.00 | 94.96 | 427.32 | 0.00 | 0.00 | (427.32) |
| 10 3711 930 230 000 005 | HEALTH INSURANCE | 0.00 | 454.70 | 1,390.87 | 0.00 | 0.00 | (1,390.87) |
| 10 3711 930 240 000 005 | WORKERS' COMPENSATION | 0.00 | 5.27 | 23.11 | 0.00 | 0.00 | (23.11) |
| 005 HOLY TRINITY | | 0.00 | 2,290.56 | 9,483.28 | 0.00 | 0.00 | (9,483.28) |
| 011 JAMES VALLEY | | | | | | | |
| 10 3711 930 111 000 011 | CERTIFIED SALARIES | 0.00 | 791.32 | 3,956.61 | 0.00 | 0.00 | (3,956.61) |
| 10 3711 930 125 000 011 | SUBSTITUTE SALARIES | 0.00 | 27.00 | 27.00 | 0.00 | 0.00 | (27.00) |
| 10 3711 930 210 000 011 | SOCIAL SECURITY | 0.00 | 49.51 | 262.66 | 0.00 | 0.00 | (262.66) |
| 10 3711 930 220 000 011 | RETIREMENT | 0.00 | 47.48 | 237.40 | 0.00 | 0.00 | (237.40) |
| 10 3711 930 230 000 011 | HEALTH INSURANCE | 0.00 | 227.35 | 699.90 | 0.00 | 0.00 | (699.90) |
| 10 3711 930 240 000 011 | WORKERS' COMPENSATION | 0.00 | 2.63 | 12.81 | 0.00 | 0.00 | (12.81) |
| 011 JAMES VALLEY | | 0.00 | 1,145.29 | 5,196.38 | 0.00 | 0.00 | (5,196.38) |
| 000 DISTRICT | | 0.00 | 3,435.85 | 14,679.66 | 0.00 | 0.00 | (14,679.66) |
| 930 PART A-BASIC | | 0.00 | 3,435.85 | 14,679.66 | 0.00 | 0.00 | (14,679.66) |
| 991 TITLE III | | | | | | | |
| 000 DISTRICT | | | | | | | |
| 005 HOLY TRINITY | | | | | | | |
| 10 3711 991 473 000 005 | COMPUTER LICENSING FEES | 0.00 | 0.00 | 1,625.00 | 0.00 | 0.00 | (1,625.00) |
| 005 HOLY TRINITY | | 0.00 | 0.00 | 1,625.00 | 0.00 | 0.00 | (1,625.00) |
| 000 DISTRICT | | 0.00 | 0.00 | 1,625.00 | 0.00 | 0.00 | (1,625.00) |
| 991 TITLE III | | 0.00 | 0.00 | 1,625.00 | 0.00 | 0.00 | (1,625.00) |
| 3711 TITLE I OTHER NONPUBLIC SCH INSTR SVCS | | 0.00 | 3,435.85 | 16,304.66 | 0.00 | 0.00 | (16,304.66) |
| 4400 PAYMENTS TO STATE-UNEMPLOYMENT | | | | | | | |
| 000 DISTRICT WIDE | | | | | | | |
| 10 4400 000 250 | UNEMPLOYMENT INSURANCE | 5,000.00 | 0.00 | 8,813.60 | 176.27 | 0.00 | (3,813.60) |
| | | 5,000.00 | 0.00 | 8,813.60 | 176.27 | 0.00 | (3,813.60) |
| | | 5,000.00 | 0.00 | 8,813.60 | 176.27 | 0.00 | (3,813.60) |
| | | 5,000.00 | 0.00 | 8,813.60 | 176.27 | 0.00 | (3,813.60) |
| 000 DISTRICT WIDE | | 5,000.00 | 0.00 | 8,813.60 | 176.27 | 0.00 | (3,813.60) |
| 4400 PAYMENTS TO STATE-UNEMPLOYMENT | | 5,000.00 | 0.00 | 8,813.60 | 176.27 | 0.00 | (3,813.60) |
| 4500 EARLY RETIREMENT PAYMENT | | | | | | | |
| 000 DISTRICT WIDE | | | | | | | |
| 10 4500 000 150 | EARLY RETIREMENT PAYMENT | 320,000.00 | 0.00 | 0.00 | 0.00 | 0.00 | 320,000.00 |
| | | 320,000.00 | 0.00 | 0.00 | 0.00 | 0.00 | 320,000.00 |
| | | 320,000.00 | 0.00 | 0.00 | 0.00 | 0.00 | 320,000.00 |

| Account Number | Account Description | Current Budget | Expended During Month | Year to Date Expenditures | % of Budget Expended | Outstanding Encumbrances | Uncommitted Funds |
|-----------------|-------------------------------|----------------|-----------------------|---------------------------|----------------------|--------------------------|-------------------|
| 000 | DISTRICT WIDE | 320,000.00 | 0.00 | 0.00 | 0.00 | 0.00 | 320,000.00 |
| 4500 | EARLY RETIREMENT PAYMENT | 320,000.00 | 0.00 | 0.00 | 0.00 | 0.00 | 320,000.00 |
| 6100 | MALE ACTIVITIES | | | | | | |
| 000 | DISTRICT WIDE | | | | | | |
| 10 6100 000 111 | CERTIFIED SALARIES | 215,000.00 | 14,400.96 | 49,251.63 | 22.91 | 0.00 | 165,748.37 |
| 10 6100 000 112 | PARAPROFESSIONAL SALARIES | 0.00 | 4,419.50 | 14,781.50 | 0.00 | 0.00 | (14,781.50) |
| 10 6100 000 210 | SOCIAL SECURITY | 16,500.00 | 1,439.78 | 4,898.62 | 29.69 | 0.00 | 11,601.38 |
| 10 6100 000 220 | RETIREMENT | 12,900.00 | 864.07 | 2,946.14 | 22.84 | 0.00 | 9,953.86 |
| 10 6100 000 240 | WORKMENS COMPENSATION | 1,400.00 | 60.62 | 206.26 | 14.73 | 0.00 | 1,193.74 |
| 10 6100 000 319 | PROFESSIONAL SERVICES | 500.00 | 420.00 | 1,420.00 | 284.00 | 0.00 | (920.00) |
| 10 6100 000 411 | NON-TECHNOLOGY SUPPLIES | 500.00 | 0.00 | 704.00 | 140.80 | 0.00 | (204.00) |
| | | 246,800.00 | 21,604.93 | 74,208.15 | 30.07 | 0.00 | 172,591.85 |
| | | 246,800.00 | 21,604.93 | 74,208.15 | 30.07 | 0.00 | 172,591.85 |
| 000 | DISTRICT WIDE | 246,800.00 | 21,604.93 | 74,208.15 | 30.07 | 0.00 | 172,591.85 |
| 6100 | MALE ACTIVITIES | 246,800.00 | 21,604.93 | 74,208.15 | 30.07 | 0.00 | 172,591.85 |
| 6111 | FOOTBALL | | | | | | |
| 000 | DISTRICT WIDE | | | | | | |
| 10 6111 000 319 | PROF/TECH. SERVICES | 8,000.00 | 0.00 | 4,775.52 | 59.69 | 0.00 | 3,224.48 |
| 10 6111 000 323 | REPAIRS | 5,000.00 | 0.00 | 0.00 | 0.00 | 0.00 | 5,000.00 |
| 10 6111 000 339 | OTHER TRANSPORTATION SERVICES | 12,000.00 | 0.00 | 6,671.40 | 55.60 | 0.00 | 5,328.60 |
| 10 6111 000 411 | NON-TECHNOLOGY SUPPLIES | 9,000.00 | 1,000.00 | 1,290.00 | 14.33 | 0.00 | 7,710.00 |
| | | 34,000.00 | 1,000.00 | 12,736.92 | 37.46 | 0.00 | 21,263.08 |
| | | 34,000.00 | 1,000.00 | 12,736.92 | 37.46 | 0.00 | 21,263.08 |
| 000 | DISTRICT WIDE | 34,000.00 | 1,000.00 | 12,736.92 | 37.46 | 0.00 | 21,263.08 |
| 6111 | FOOTBALL | 34,000.00 | 1,000.00 | 12,736.92 | 37.46 | 0.00 | 21,263.08 |
| 6121 | BOYS BASKETBALL | | | | | | |
| 000 | DISTRICT WIDE | | | | | | |
| 10 6121 000 319 | PROFESSIONAL SERVICES | 10,000.00 | 0.00 | 0.00 | 0.00 | 0.00 | 10,000.00 |
| 10 6121 000 339 | OTHER TRANSPORTATION SERVICES | 20,000.00 | 0.00 | 0.00 | 0.00 | 0.00 | 20,000.00 |
| 10 6121 000 411 | NON-TECHNOLOGY SUPPLIES | 3,000.00 | 1,000.00 | 1,566.88 | 52.23 | 0.00 | 1,433.12 |
| | | 33,000.00 | 1,000.00 | 1,566.88 | 4.75 | 0.00 | 31,433.12 |
| | | 33,000.00 | 1,000.00 | 1,566.88 | 4.75 | 0.00 | 31,433.12 |
| 000 | DISTRICT WIDE | 33,000.00 | 1,000.00 | 1,566.88 | 4.75 | 0.00 | 31,433.12 |
| 6121 | BOYS BASKETBALL | 33,000.00 | 1,000.00 | 1,566.88 | 4.75 | 0.00 | 31,433.12 |
| 6131 | WRESTLING | | | | | | |
| | | 33,000.00 | 1,000.00 | 1,566.88 | 4.75 | 0.00 | 31,433.12 |

11/2021

User ID: PLB

| Account Number | Account Description | Current Budget | Expended During Month | Year to Date Expenditures | % of Budget Expended | Outstanding Encumbrances | Uncommitted Funds |
|----------------|---------------------|----------------|-----------------------|---------------------------|----------------------|--------------------------|-------------------|
|----------------|---------------------|----------------|-----------------------|---------------------------|----------------------|--------------------------|-------------------|

000 DISTRICT WIDE

| | | | | | | | |
|-------------------|-------------------------------|------------------|-----------------|-----------------|-------------|-------------|------------------|
| 10 6131 000 319 | PROFESSIONAL SERVICES | 4,000.00 | 145.00 | 201.00 | 5.03 | 0.00 | 3,799.00 |
| 10 6131 000 339 | OTHER TRANSPORTATION SERVICES | 15,000.00 | 39.60 | 39.60 | 0.26 | 0.00 | 14,960.40 |
| 10 6131 000 411 | NON-TECHNOLOGY SUPPLIES | 3,600.00 | 1,004.11 | 1,382.06 | 38.39 | 0.00 | 2,217.94 |
| 10 6131 000 640 | DUES & FEES | 700.00 | 0.00 | 0.00 | 0.00 | 0.00 | 700.00 |
| | | <u>23,300.00</u> | <u>1,188.71</u> | <u>1,622.66</u> | <u>6.96</u> | <u>0.00</u> | <u>21,677.34</u> |
| 000 DISTRICT WIDE | | <u>23,300.00</u> | <u>1,188.71</u> | <u>1,622.66</u> | <u>6.96</u> | <u>0.00</u> | <u>21,677.34</u> |
| 6131 WRESTLING | | <u>23,300.00</u> | <u>1,188.71</u> | <u>1,622.66</u> | <u>6.96</u> | <u>0.00</u> | <u>21,677.34</u> |

6141 BOYS TRACK

000 DISTRICT WIDE

| | | | | | | | |
|-------------------|-------------------------------|------------------|---------------|---------------|-------------|---------------|------------------|
| 10 6141 000 319 | PROFESSIONAL SERVICES | 2,500.00 | 0.00 | 0.00 | 0.00 | 0.00 | 2,500.00 |
| 10 6141 000 339 | OTHER TRANSPORTATION SERVICES | 9,000.00 | 0.00 | 0.00 | 0.00 | 0.00 | 9,000.00 |
| 10 6141 000 411 | NON-TECHNOLOGY SUPPLIES | 2,500.00 | 500.00 | 507.02 | 45.68 | 635.00 | 1,357.98 |
| 10 6141 000 640 | DUES & FEES | 500.00 | 0.00 | 0.00 | 0.00 | 0.00 | 500.00 |
| | | <u>14,500.00</u> | <u>500.00</u> | <u>507.02</u> | <u>7.88</u> | <u>635.00</u> | <u>13,357.98</u> |
| 000 DISTRICT WIDE | | <u>14,500.00</u> | <u>500.00</u> | <u>507.02</u> | <u>7.88</u> | <u>635.00</u> | <u>13,357.98</u> |
| 6141 BOYS TRACK | | <u>14,500.00</u> | <u>500.00</u> | <u>507.02</u> | <u>7.88</u> | <u>635.00</u> | <u>13,357.98</u> |

6151 BOYS CROSS COUNTRY

000 DISTRICT WIDE

| | | | | | | | |
|-------------------------|-------------------------------|-----------------|---------------|-----------------|--------------|-------------|---------------|
| 10 6151 000 319 | PROFESSIONAL SERVICES | 600.00 | 0.00 | 1,383.75 | 230.63 | 0.00 | (783.75) |
| 10 6151 000 339 | OTHER TRANSPORTATION SERVICES | 2,100.00 | 0.00 | 1,119.33 | 53.30 | 0.00 | 980.67 |
| 10 6151 000 410 | SUPPLIES | 0.00 | 212.87 | 212.87 | 0.00 | 0.00 | (212.87) |
| 10 6151 000 411 | NON-TECHNOLOGY SUPPLIES | 700.00 | 0.00 | 38.45 | 5.49 | 0.00 | 661.55 |
| 10 6151 000 640 | DUES & FEES | 200.00 | 0.00 | 85.00 | 42.50 | 0.00 | 115.00 |
| | | <u>3,600.00</u> | <u>212.87</u> | <u>2,839.40</u> | <u>78.87</u> | <u>0.00</u> | <u>760.60</u> |
| 000 DISTRICT WIDE | | <u>3,600.00</u> | <u>212.87</u> | <u>2,839.40</u> | <u>78.87</u> | <u>0.00</u> | <u>760.60</u> |
| 6151 BOYS CROSS COUNTRY | | <u>3,600.00</u> | <u>212.87</u> | <u>2,839.40</u> | <u>78.87</u> | <u>0.00</u> | <u>760.60</u> |

6161 BOYS TENNIS

000 DISTRICT WIDE

| | | | | | | | |
|-----------------|-------------------------------|----------|------|------|------|------|----------|
| 10 6161 000 339 | OTHER TRANSPORTATION SERVICES | 5,000.00 | 0.00 | 0.00 | 0.00 | 0.00 | 5,000.00 |
|-----------------|-------------------------------|----------|------|------|------|------|----------|

Expenditure Report by Function

11/2021

| Account Number | Account Description | Current Budget | Expended During Month | Year to Date Expenditures | % of Budget Expended | Outstanding Encumbrances | Uncommitted Funds |
|-----------------|--------------------------------|----------------|-----------------------|---------------------------|----------------------|--------------------------|-------------------|
| 10 6161 000 411 | NON-TECHNOLOGY SUPPLIES | 2,100.00 | 0.00 | 48.34 | 2.30 | 0.00 | 2,051.66 |
| | | 7,100.00 | 0.00 | 48.34 | 0.68 | 0.00 | 7,051.66 |
| 000 | DISTRICT WIDE | 7,100.00 | 0.00 | 48.34 | 0.68 | 0.00 | 7,051.66 |
| 6161 | BOYS TENNIS | 7,100.00 | 0.00 | 48.34 | 0.68 | 0.00 | 7,051.66 |
| 6171 | BOYS GOLF | | | | | | |
| 000 | DISTRICT WIDE | | | | | | |
| 10 6171 000 319 | OTHER PROF. AND TECHNICAL SERV | 0.00 | 0.00 | 100.00 | 0.00 | 0.00 | (100.00) |
| 10 6171 000 339 | OTHER TRANSPORTATION SERVICES | 2,500.00 | 0.00 | 772.80 | 30.91 | 0.00 | 1,727.20 |
| 10 6171 000 411 | NON-TECHNOLOGY SUPPLIES | 1,500.00 | 0.00 | 0.00 | 0.00 | 0.00 | 1,500.00 |
| 10 6171 000 640 | DUES & FEES | 1,000.00 | 0.00 | 0.00 | 0.00 | 0.00 | 1,000.00 |
| | | 5,000.00 | 0.00 | 872.80 | 17.46 | 0.00 | 4,127.20 |
| | | 5,000.00 | 0.00 | 872.80 | 17.46 | 0.00 | 4,127.20 |
| 000 | DISTRICT WIDE | 5,000.00 | 0.00 | 872.80 | 17.46 | 0.00 | 4,127.20 |
| 6171 | BOYS GOLF | 5,000.00 | 0.00 | 872.80 | 17.46 | 0.00 | 4,127.20 |
| 6199 | BOYS SOCCER | | | | | | |
| 000 | DISTRICT WIDE | | | | | | |
| 10 6199 000 319 | PROFESSIONAL SERVICES | 2,500.00 | 0.00 | 1,667.56 | 66.70 | 0.00 | 832.44 |
| 10 6199 000 323 | REPAIRS & MTNCE | 500.00 | 0.00 | 0.00 | 0.00 | 0.00 | 500.00 |
| 10 6199 000 339 | OTHER TRANSPORTATION SERVICES | 4,500.00 | 0.00 | 3,496.50 | 77.70 | 0.00 | 1,003.50 |
| 10 6199 000 411 | NON-TECHNOLOGY SUPPLIES | 2,000.00 | 500.00 | 528.00 | 26.40 | 0.00 | 1,472.00 |
| | | 9,500.00 | 500.00 | 5,692.06 | 59.92 | 0.00 | 3,807.94 |
| | | 9,500.00 | 500.00 | 5,692.06 | 59.92 | 0.00 | 3,807.94 |
| 000 | DISTRICT WIDE | 9,500.00 | 500.00 | 5,692.06 | 59.92 | 0.00 | 3,807.94 |
| 6199 | BOYS SOCCER | 9,500.00 | 500.00 | 5,692.06 | 59.92 | 0.00 | 3,807.94 |
| 6200 | FEMALE ACTIVITIES | | | | | | |
| 000 | DISTRICT WIDE | | | | | | |
| 10 6200 000 111 | CERTIFIED SALARIES | 186,000.00 | 13,361.42 | 44,033.01 | 23.67 | 0.00 | 141,966.99 |
| 10 6200 000 112 | PARAPROFESSIONAL SALARIES | 0.00 | 8,467.84 | 23,123.48 | 0.00 | 0.00 | (23,123.48) |
| 10 6200 000 210 | SOCIAL SECURITY | 14,300.00 | 1,663.33 | 5,117.64 | 35.79 | 0.00 | 9,182.36 |
| 10 6200 000 220 | RETIREMENT | 11,200.00 | 801.72 | 2,633.12 | 23.51 | 0.00 | 8,566.88 |
| 10 6200 000 230 | HEALTH INSURANCE | 0.00 | 126.23 | 378.69 | 0.00 | 0.00 | (378.69) |
| 10 6200 000 240 | WORKMENS COMPENSATION | 1,300.00 | 70.02 | 216.04 | 16.62 | 0.00 | 1,083.96 |
| 10 6200 000 319 | PROFESSIONAL SERVICES | 500.00 | 420.00 | 1,420.00 | 284.00 | 0.00 | (920.00) |
| 10 6200 000 411 | NON-TECHNOLOGY SUPPLIES | 500.00 | 0.00 | 704.00 | 140.80 | 0.00 | (204.00) |

Expenditure Report by Function
 11/2021

| Account Number | Account Description | Current Budget | Expended During Month | Year to Date Expenditures | % of Budget Expended | Outstanding Encumbrances | Uncommitted Funds |
|-----------------|--------------------------------------|----------------|-----------------------|---------------------------|----------------------|--------------------------|-------------------|
| 000 | DISTRICT WIDE | 213,800.00 | 24,910.56 | 77,625.98 | 36.31 | 0.00 | 136,174.02 |
| 6200 | FEMALE ACTIVITIES | 213,800.00 | 24,910.56 | 77,625.98 | 36.31 | 0.00 | 136,174.02 |
| 6212 | GIRLS BASKETBALL | 213,800.00 | 24,910.56 | 77,625.98 | 36.31 | 0.00 | 136,174.02 |
| 000 | DISTRICT WIDE | 213,800.00 | 24,910.56 | 77,625.98 | 36.31 | 0.00 | 136,174.02 |
| 10 6212 000 319 | PROFESSIONAL SERVICES | 8,500.00 | 0.00 | 0.00 | 0.00 | 0.00 | 8,500.00 |
| 10 6212 000 339 | OTHER TRANSPORTATION SERVICES | 20,000.00 | 0.00 | 0.00 | 0.00 | 0.00 | 20,000.00 |
| 10 6212 000 411 | NON-TECHNOLOGY SUPPLIES | 3,000.00 | 1,000.00 | 1,366.87 | 45.56 | 0.00 | 1,633.13 |
| | | 31,500.00 | 1,000.00 | 1,366.87 | 4.34 | 0.00 | 30,133.13 |
| 000 | DISTRICT WIDE | 31,500.00 | 1,000.00 | 1,366.87 | 4.34 | 0.00 | 30,133.13 |
| 6212 | GIRLS BASKETBALL | 31,500.00 | 1,000.00 | 1,366.87 | 4.34 | 0.00 | 30,133.13 |
| 6222 | GIRLS TRACK | 31,500.00 | 1,000.00 | 1,366.87 | 4.34 | 0.00 | 30,133.13 |
| 000 | DISTRICT WIDE | 31,500.00 | 1,000.00 | 1,366.87 | 4.34 | 0.00 | 30,133.13 |
| 10 6222 000 319 | PROFESSIONAL SERVICES | 2,500.00 | 0.00 | 0.00 | 0.00 | 0.00 | 2,500.00 |
| 10 6222 000 339 | OTHER TRANSPORTATION SERVICES | 9,000.00 | 0.00 | 0.00 | 0.00 | 0.00 | 9,000.00 |
| 10 6222 000 411 | NON-TECHNOLOGY SUPPLIES | 2,500.00 | 500.00 | 507.02 | 45.68 | 635.00 | 1,357.98 |
| 10 6222 000 640 | DUES & FEES | 500.00 | 0.00 | 0.00 | 0.00 | 0.00 | 500.00 |
| | | 14,500.00 | 500.00 | 507.02 | 7.88 | 635.00 | 13,357.98 |
| 000 | DISTRICT WIDE | 14,500.00 | 500.00 | 507.02 | 7.88 | 635.00 | 13,357.98 |
| 6222 | GIRLS TRACK | 14,500.00 | 500.00 | 507.02 | 7.88 | 635.00 | 13,357.98 |
| 6232 | COMPETITIVE CHEER & DANCE | 14,500.00 | 500.00 | 507.02 | 7.88 | 635.00 | 13,357.98 |
| 000 | DISTRICT WIDE | 14,500.00 | 500.00 | 507.02 | 7.88 | 635.00 | 13,357.98 |
| 10 6232 000 319 | PROFESSIONAL SERVICES | 9,000.00 | 0.00 | 5,354.36 | 59.49 | 0.00 | 3,645.64 |
| 10 6232 000 339 | OTHER TRANSPORTATION SERVICES | 7,000.00 | 640.00 | 2,951.25 | 42.16 | 0.00 | 4,048.75 |
| 10 6232 000 411 | NON-TECHNOLOGY SUPPLIES | 8,100.00 | 0.00 | 0.00 | 0.00 | 0.00 | 8,100.00 |
| 10 6232 000 640 | DUES AND FEES | 500.00 | 0.00 | 0.00 | 0.00 | 0.00 | 500.00 |
| | | 24,600.00 | 640.00 | 8,305.61 | 33.76 | 0.00 | 16,294.39 |
| 000 | DISTRICT WIDE | 24,600.00 | 640.00 | 8,305.61 | 33.76 | 0.00 | 16,294.39 |
| 6232 | COMPETITIVE CHEER & DANCE | 24,600.00 | 640.00 | 8,305.61 | 33.76 | 0.00 | 16,294.39 |
| 6252 | GIRLS CROSS COUNTRY | 24,600.00 | 640.00 | 8,305.61 | 33.76 | 0.00 | 16,294.39 |

| Account Number | Account Description | Current Budget | Expended During Month | Year to Date Expenditures | % of Budget Expended | Outstanding Encumbrances | Uncommitted Funds |
|-----------------|--------------------------------|-----------------|-----------------------|---------------------------|----------------------|--------------------------|-------------------|
| 000 | DISTRICT WIDE | | | | | | |
| 10 6252 000 319 | PROFESSIONAL SERVICES | 600.00 | 0.00 | 1,383.75 | 230.63 | 0.00 | (783.75) |
| 10 6252 000 339 | OTHER TRANSPORTATION SERVICES | 2,100.00 | 0.00 | 1,119.33 | 53.30 | 0.00 | 980.67 |
| 10 6252 000 410 | SUPPLIES | 0.00 | 212.87 | 212.87 | 0.00 | 0.00 | (212.87) |
| 10 6252 000 411 | NON-TECHNOLOGY SUPPLIES | 700.00 | 0.00 | 38.45 | 5.49 | 0.00 | 661.55 |
| 10 6252 000 640 | DUES & FEES | 200.00 | 0.00 | 85.00 | 42.50 | 0.00 | 115.00 |
| | | <u>3,600.00</u> | <u>212.87</u> | <u>2,839.40</u> | <u>78.87</u> | <u>0.00</u> | <u>760.60</u> |
| 000 | DISTRICT WIDE | <u>3,600.00</u> | <u>212.87</u> | <u>2,839.40</u> | <u>78.87</u> | <u>0.00</u> | <u>760.60</u> |
| 6252 | GIRLS CROSS COUNTRY | <u>3,600.00</u> | <u>212.87</u> | <u>2,839.40</u> | <u>78.87</u> | <u>0.00</u> | <u>760.60</u> |
| 6262 | GIRLS TENNIS | | | | | | |
| 000 | DISTRICT WIDE | | | | | | |
| 10 6262 000 319 | OTHER PROF. AND TECHNICAL SERV | 0.00 | 0.00 | 100.00 | 0.00 | 0.00 | (100.00) |
| 10 6262 000 339 | OTHER TRANSPORTATION SERVICES | 5,000.00 | 711.00 | 2,585.10 | 51.70 | 0.00 | 2,414.90 |
| 10 6262 000 411 | NON-TECHNOLOGY SUPPLIES | 2,100.00 | 0.00 | 143.09 | 6.81 | 0.00 | 1,956.91 |
| | | <u>7,100.00</u> | <u>711.00</u> | <u>2,828.19</u> | <u>39.83</u> | <u>0.00</u> | <u>4,271.81</u> |
| 000 | DISTRICT WIDE | <u>7,100.00</u> | <u>711.00</u> | <u>2,828.19</u> | <u>39.83</u> | <u>0.00</u> | <u>4,271.81</u> |
| 6262 | GIRLS TENNIS | <u>7,100.00</u> | <u>711.00</u> | <u>2,828.19</u> | <u>39.83</u> | <u>0.00</u> | <u>4,271.81</u> |
| 6272 | GIRLS GOLF | | | | | | |
| 000 | DISTRICT WIDE | | | | | | |
| 10 6272 000 339 | OTHER TRANSPORTATION SERVICES | 2,500.00 | 0.00 | 640.00 | 25.60 | 0.00 | 1,860.00 |
| 10 6272 000 411 | NON-TECHNOLOGY SUPPLIES | 1,500.00 | 0.00 | 0.00 | 0.00 | 0.00 | 1,500.00 |
| 10 6272 000 640 | DUES & FEES | 1,000.00 | 0.00 | 0.00 | 0.00 | 0.00 | 1,000.00 |
| | | <u>5,000.00</u> | <u>0.00</u> | <u>640.00</u> | <u>12.80</u> | <u>0.00</u> | <u>4,360.00</u> |
| 000 | DISTRICT WIDE | <u>5,000.00</u> | <u>0.00</u> | <u>640.00</u> | <u>12.80</u> | <u>0.00</u> | <u>4,360.00</u> |
| 6272 | GIRLS GOLF | <u>5,000.00</u> | <u>0.00</u> | <u>640.00</u> | <u>12.80</u> | <u>0.00</u> | <u>4,360.00</u> |
| 6282 | GYMNASTICS | | | | | | |
| 000 | DISTRICT WIDE | | | | | | |
| 10 6282 000 319 | PROFESSIONAL SERVICES | 4,000.00 | 576.18 | 576.18 | 14.40 | 0.00 | 3,423.82 |
| 10 6282 000 339 | OTHER TRANSPORTATION SERVICES | 7,000.00 | 0.00 | 0.00 | 0.00 | 0.00 | 7,000.00 |

Expenditure Report by Function

11/2021

| Account Number | Account Description | Current Budget | Expended During Month | Year to Date Expenditures | % of Budget Expended | Outstanding Encumbrances | Uncommitted Funds |
|-----------------|------------------------------------|----------------|-----------------------|---------------------------|----------------------|--------------------------|-------------------|
| 10 6282 000 411 | NON-TECHNOLOGY SUPPLIES | 3,000.00 | 0.00 | 275.00 | 60.73 | 1,546.83 | 1,178.17 |
| 10 6282 000 640 | DUES & FEES | 700.00 | 0.00 | 0.00 | 0.00 | 0.00 | 700.00 |
| 000 | DISTRICT WIDE | 14,700.00 | 576.18 | 851.18 | 16.31 | 1,546.83 | 12,301.99 |
| 6282 | GYMNASTICS | 14,700.00 | 576.18 | 851.18 | 16.31 | 1,546.83 | 12,301.99 |
| 6292 | GIRLS VOLLEYBALL | | | | | | |
| 000 | DISTRICT WIDE | | | | | | |
| 10 6292 000 319 | PROFESSIONAL SERVICES | 9,500.00 | 1,514.40 | 11,699.76 | 123.16 | 0.00 | (2,199.76) |
| 10 6292 000 339 | OTHER TRANSPORTATION SERVICES | 17,000.00 | 4,674.00 | 8,436.00 | 49.62 | 0.00 | 8,564.00 |
| 10 6292 000 411 | NON-TECHNOLOGY SUPPLIES | 3,000.00 | 1,000.00 | 1,255.00 | 41.83 | 0.00 | 1,745.00 |
| 000 | DISTRICT WIDE | 29,500.00 | 7,188.40 | 21,390.76 | 72.51 | 0.00 | 8,109.24 |
| 6292 | GIRLS VOLLEYBALL | 29,500.00 | 7,188.40 | 21,390.76 | 72.51 | 0.00 | 8,109.24 |
| 6299 | GIRLS SOCCER | | | | | | |
| 000 | DISTRICT WIDE | | | | | | |
| 10 6299 000 319 | PROFESSIONAL SERVICES | 2,500.00 | 0.00 | 3,347.20 | 133.89 | 0.00 | (847.20) |
| 10 6299 000 323 | REPAIRS & MTNCE | 500.00 | 0.00 | 0.00 | 0.00 | 0.00 | 500.00 |
| 10 6299 000 339 | OTHER TRANSPORTATION SERVICES | 4,500.00 | 0.00 | 2,850.75 | 63.35 | 0.00 | 1,649.25 |
| 10 6299 000 411 | NON-TECHNOLOGY SUPPLIES | 2,000.00 | 500.00 | 618.00 | 30.90 | 0.00 | 1,382.00 |
| 000 | DISTRICT WIDE | 9,500.00 | 500.00 | 6,815.95 | 71.75 | 0.00 | 2,684.05 |
| 6299 | GIRLS SOCCER | 9,500.00 | 500.00 | 6,815.95 | 71.75 | 0.00 | 2,684.05 |
| 6910 | COMBINED CO-CURR ACTIVITIES | | | | | | |
| 000 | DISTRICT WIDE | | | | | | |
| 10 6910 000 111 | CERTIFIED SALARIES | 116,000.00 | 9,675.29 | 28,796.61 | 24.82 | 0.00 | 87,203.39 |
| 10 6910 000 112 | PARAPROFESSIONAL SALARIES | 0.00 | 1,755.00 | 1,755.00 | 0.00 | 0.00 | (1,755.00) |
| 10 6910 000 210 | SOCIAL SECURITY | 8,900.00 | 874.32 | 2,336.95 | 26.26 | 0.00 | 6,563.05 |
| 10 6910 000 220 | RETIREMENT | 7,000.00 | 578.89 | 1,726.13 | 24.66 | 0.00 | 5,273.87 |
| 10 6910 000 240 | WORKMENS COMPENSATION | 1,000.00 | 36.75 | 95.69 | 9.57 | 0.00 | 904.31 |
| 000 | DISTRICT WIDE | 132,900.00 | 12,920.25 | 34,710.38 | 26.12 | 0.00 | 98,189.62 |
| 6299 | GIRLS SOCCER | 132,900.00 | 12,920.25 | 34,710.38 | 26.12 | 0.00 | 98,189.62 |

| Account Number | Account Description | Current Budget | Expended During Month | Year to Date Expenditures | % of Budget Expended | Outstanding Encumbrances | Uncommitted Funds |
|-----------------|-------------------------------|----------------|-----------------------|---------------------------|----------------------|--------------------------|-------------------|
| 6910 | COMBINED CO-CURR ACTIVITIES | 132,900.00 | 12,920.25 | 34,710.38 | 26.12 | 0.00 | 98,189.62 |
| 6911 | FIRST AID | | | | | | |
| 000 | DISTRICT WIDE | | | | | | |
| 10 6911 000 411 | NON-TECHNOLOGY SUPPLIES | 4,000.00 | 209.00 | 643.22 | 16.08 | 0.00 | 3,356.78 |
| | | 4,000.00 | 209.00 | 643.22 | 16.08 | 0.00 | 3,356.78 |
| | | 4,000.00 | 209.00 | 643.22 | 16.08 | 0.00 | 3,356.78 |
| | | 4,000.00 | 209.00 | 643.22 | 16.08 | 0.00 | 3,356.78 |
| | | 4,000.00 | 209.00 | 643.22 | 16.08 | 0.00 | 3,356.78 |
| 6921 | CHEERLEADERS | | | | | | |
| 000 | DISTRICT WIDE | | | | | | |
| 10 6921 000 339 | OTHER TRANSPORTATION SERVICES | 2,500.00 | 0.00 | 0.00 | 0.00 | 0.00 | 2,500.00 |
| 10 6921 000 411 | NON-TECHNOLOGY SUPPLIES | 1,000.00 | 0.00 | 0.00 | 0.00 | 0.00 | 1,000.00 |
| | | 3,500.00 | 0.00 | 0.00 | 0.00 | 0.00 | 3,500.00 |
| | | 3,500.00 | 0.00 | 0.00 | 0.00 | 0.00 | 3,500.00 |
| | | 3,500.00 | 0.00 | 0.00 | 0.00 | 0.00 | 3,500.00 |
| | | 3,500.00 | 0.00 | 0.00 | 0.00 | 0.00 | 3,500.00 |
| 6931 | ELEMENTARY MUSIC | | | | | | |
| 000 | DISTRICT WIDE | | | | | | |
| 10 6931 000 323 | REPAIRS | 1,000.00 | 510.00 | 510.00 | 51.00 | 0.00 | 490.00 |
| 10 6931 000 339 | OTHER TRANSPORTATION SERVICES | 1,500.00 | 0.00 | 194.88 | 12.99 | 0.00 | 1,305.12 |
| 10 6931 000 411 | NON-TECHNOLOGY SUPPLIES | 9,000.00 | 0.00 | 174.95 | 3.74 | 161.99 | 8,663.06 |
| | | 11,500.00 | 510.00 | 879.83 | 9.06 | 161.99 | 10,458.18 |
| | | 11,500.00 | 510.00 | 879.83 | 9.06 | 161.99 | 10,458.18 |
| | | 11,500.00 | 510.00 | 879.83 | 9.06 | 161.99 | 10,458.18 |
| | | 11,500.00 | 510.00 | 879.83 | 9.06 | 161.99 | 10,458.18 |
| 6932 | M.S. VOCAL | | | | | | |
| 000 | DISTRICT WIDE | | | | | | |
| 10 6932 000 323 | REPAIRS & MTNCE | 1,000.00 | 0.00 | 0.00 | 0.00 | 0.00 | 1,000.00 |
| 10 6932 000 339 | OTHER TRANSPORTATION SERVICES | 1,500.00 | 0.00 | 0.00 | 0.00 | 0.00 | 1,500.00 |
| 10 6932 000 411 | NON-TECHNOLOGY SUPPLIES | 4,500.00 | 0.00 | 200.47 | 4.45 | 0.00 | 4,299.53 |
| | | 7,000.00 | 0.00 | 200.47 | 2.86 | 0.00 | 6,799.53 |
| | | 7,000.00 | 0.00 | 200.47 | 2.86 | 0.00 | 6,799.53 |

Expenditure Report by Function

11/2021

| Account Number | Account Description | Current Budget | Expended During Month | Year to Date Expenditures | % of Budget Expended | Outstanding Encumbrances | Uncommitted Funds |
|-----------------|-------------------------------|----------------|-----------------------|---------------------------|----------------------|--------------------------|-------------------|
| 000 | DISTRICT WIDE | 7,000.00 | 0.00 | 200.47 | 2.86 | 0.00 | 6,799.53 |
| 6932 | M.S. VOCAL | 7,000.00 | 0.00 | 200.47 | 2.86 | 0.00 | 6,799.53 |
| 6933 | H.S. VOCAL | | | | | | |
| 000 | DISTRICT WIDE | | | | | | |
| 10 6933 000 319 | PROFESSIONAL SERVICES | 500.00 | 0.00 | 0.00 | 0.00 | 0.00 | 500.00 |
| 10 6933 000 322 | LAUNDRY | 3,000.00 | 0.00 | 1,470.00 | 49.00 | 0.00 | 1,530.00 |
| 10 6933 000 323 | REPAIRS & MTNCE | 1,000.00 | 0.00 | 720.00 | 72.00 | 0.00 | 280.00 |
| 10 6933 000 339 | OTHER TRANSPORTATION SERVICES | 6,000.00 | 1,110.00 | 2,010.34 | 33.51 | 0.00 | 3,989.66 |
| 10 6933 000 411 | NON-TECHNOLOGY SUPPLIES | 6,000.00 | 1,807.24 | 3,524.46 | 58.74 | 0.00 | 2,475.54 |
| 10 6933 000 640 | DUES AND FEES | 1,000.00 | 0.00 | 0.00 | 0.00 | 0.00 | 1,000.00 |
| | | 17,500.00 | 2,917.24 | 7,724.80 | 44.14 | 0.00 | 9,775.20 |
| | | 17,500.00 | 2,917.24 | 7,724.80 | 44.14 | 0.00 | 9,775.20 |
| | | 17,500.00 | 2,917.24 | 7,724.80 | 44.14 | 0.00 | 9,775.20 |
| | | 17,500.00 | 2,917.24 | 7,724.80 | 44.14 | 0.00 | 9,775.20 |
| 000 | DISTRICT WIDE | | | | | | |
| 6933 | H.S. VOCAL | | | | | | |
| 6934 | ORCHESTRA | | | | | | |
| 000 | DISTRICT WIDE | | | | | | |
| 10 6934 000 339 | OTHER TRANSPORTATION SERVICES | 0.00 | 0.00 | 0.00 | 0.00 | 0.00 | 0.00 |
| | | 0.00 | 0.00 | 0.00 | 0.00 | 0.00 | 0.00 |
| | | 0.00 | 0.00 | 0.00 | 0.00 | 0.00 | 0.00 |
| | | 0.00 | 0.00 | 0.00 | 0.00 | 0.00 | 0.00 |
| 500 | ELEMENTARY SCHOOL | | | | | | |
| 10 6934 500 319 | PROFESSIONAL SERVICES | 500.00 | 0.00 | 0.00 | 0.00 | 0.00 | 500.00 |
| 10 6934 500 323 | REPAIRS & MTNCE | 2,000.00 | 30.00 | 315.00 | 15.75 | 0.00 | 1,685.00 |
| 10 6934 500 339 | OTHER TRANSPORTATION SERVICES | 2,000.00 | 0.00 | 0.00 | 0.00 | 0.00 | 2,000.00 |
| 10 6934 500 411 | NON-TECHNOLOGY SUPPLIES | 6,000.00 | 572.86 | 3,000.63 | 78.92 | 1,734.74 | 1,264.63 |
| 10 6934 500 640 | DUES AND FEES | 200.00 | 0.00 | 0.00 | 0.00 | 0.00 | 200.00 |
| | | 10,700.00 | 602.86 | 3,315.63 | 47.20 | 1,734.74 | 5,649.63 |
| | | 10,700.00 | 602.86 | 3,315.63 | 47.20 | 1,734.74 | 5,649.63 |
| | | 10,700.00 | 602.86 | 3,315.63 | 47.20 | 1,734.74 | 5,649.63 |
| 500 | ELEMENTARY SCHOOL | | | | | | |
| 600 | MIDDLE SCHOOL | | | | | | |
| 10 6934 600 319 | PROFESSIONAL SERVICES | 500.00 | 0.00 | 0.00 | 0.00 | 0.00 | 500.00 |
| 10 6934 600 323 | REPAIRS & MTNCE | 2,000.00 | 374.00 | 613.95 | 30.70 | 0.00 | 1,386.05 |
| 10 6934 600 339 | OTHER TRANSPORTATION SERVICES | 3,000.00 | 90.00 | 162.50 | 5.42 | 0.00 | 2,837.50 |

Expenditure Report by Function

11/2021

| Account Number | Account Description | Current Budget | Expended During Month | Year to Date Expenditures | % of Budget Expended | Outstanding Encumbrances | Uncommitted Funds |
|-------------------|-------------------------------|----------------|-----------------------|---------------------------|----------------------|--------------------------|-------------------|
| 10 6934 600 411 | NON-TECHNOLOGY SUPPLIES | 6,000.00 | 181.13 | 878.26 | 14.64 | 0.00 | 5,121.74 |
| 10 6934 600 640 | DUES AND FEES | 200.00 | 0.00 | 0.00 | 0.00 | 0.00 | 200.00 |
| 600 MIDDLE SCHOOL | | 11,700.00 | 645.13 | 1,654.71 | 14.14 | 0.00 | 10,045.29 |
| 700 HIGH SCHOOL | | 11,700.00 | 645.13 | 1,654.71 | 14.14 | 0.00 | 10,045.29 |
| 10 6934 700 319 | PROFESSIONAL SERVICES | 500.00 | 0.00 | 0.00 | 0.00 | 0.00 | 500.00 |
| 10 6934 700 323 | REPAIRS & MTNCE | 2,000.00 | 0.00 | 1,351.00 | 67.55 | 0.00 | 649.00 |
| 10 6934 700 339 | OTHER TRANSPORTATION SERVICES | 4,000.00 | 379.00 | 566.84 | 14.17 | 0.00 | 3,433.16 |
| 10 6934 700 411 | NON-TECHNOLOGY SUPPLIES | 6,000.00 | 2,164.16 | 3,446.84 | 57.45 | 0.00 | 2,553.16 |
| 10 6934 700 640 | DUES AND FEES | 200.00 | 0.00 | 0.00 | 0.00 | 0.00 | 200.00 |
| 700 HIGH SCHOOL | | 12,700.00 | 2,543.16 | 5,364.68 | 42.24 | 0.00 | 7,335.32 |
| 6934 ORCHESTRA | | 12,700.00 | 2,543.16 | 5,364.68 | 42.24 | 0.00 | 7,335.32 |
| 6935 HS BAND | | 12,700.00 | 2,543.16 | 5,364.68 | 42.24 | 0.00 | 7,335.32 |
| 000 DISTRICT WIDE | | 35,100.00 | 3,791.15 | 10,335.02 | 34.39 | 1,734.74 | 23,030.24 |
| 10 6935 000 319 | PROFESSIONAL SERVICES | 1,300.00 | 0.00 | 500.00 | 38.46 | 0.00 | 800.00 |
| 10 6935 000 322 | LAUNDRY | 1,800.00 | 0.00 | 0.00 | 0.00 | 0.00 | 1,800.00 |
| 10 6935 000 323 | REPAIRS & MTNCE | 6,000.00 | 163.50 | 496.76 | 8.28 | 0.00 | 5,503.24 |
| 10 6935 000 339 | OTHER TRANSPORTATION SERVICES | 9,000.00 | 1,290.00 | 6,112.19 | 67.91 | 0.00 | 2,887.81 |
| 10 6935 000 411 | NON-TECHNOLOGY SUPPLIES | 18,000.00 | 1,212.00 | 6,027.60 | 33.63 | 25.90 | 11,946.50 |
| 10 6935 000 640 | DUES AND FEES | 800.00 | 0.00 | 0.00 | 0.00 | 0.00 | 800.00 |
| 000 DISTRICT WIDE | | 36,900.00 | 2,665.50 | 13,136.55 | 35.67 | 25.90 | 23,737.55 |
| 6935 HS BAND | | 36,900.00 | 2,665.50 | 13,136.55 | 35.67 | 25.90 | 23,737.55 |
| 6936 MS BAND | | 36,900.00 | 2,665.50 | 13,136.55 | 35.67 | 25.90 | 23,737.55 |
| 000 DISTRICT WIDE | | 36,900.00 | 2,665.50 | 13,136.55 | 35.67 | 25.90 | 23,737.55 |
| 10 6936 000 323 | REPAIRS & MTNCE | 6,000.00 | 333.02 | 3,584.12 | 59.74 | 0.00 | 2,415.88 |
| 10 6936 000 339 | OTHER TRANSPORTATION SERVICES | 1,000.00 | 0.00 | 305.94 | 30.59 | 0.00 | 694.06 |
| 10 6936 000 411 | NON-TECHNOLOGY SUPPLIES | 18,000.00 | 3,499.87 | 8,563.47 | 47.57 | 0.00 | 9,436.53 |
| 000 DISTRICT WIDE | | 25,000.00 | 3,832.89 | 12,453.53 | 49.81 | 0.00 | 12,546.47 |
| 10 6936 000 323 | REPAIRS & MTNCE | 6,000.00 | 333.02 | 3,584.12 | 59.74 | 0.00 | 2,415.88 |
| 10 6936 000 339 | OTHER TRANSPORTATION SERVICES | 1,000.00 | 0.00 | 305.94 | 30.59 | 0.00 | 694.06 |
| 10 6936 000 411 | NON-TECHNOLOGY SUPPLIES | 18,000.00 | 3,499.87 | 8,563.47 | 47.57 | 0.00 | 9,436.53 |
| 000 DISTRICT WIDE | | 25,000.00 | 3,832.89 | 12,453.53 | 49.81 | 0.00 | 12,546.47 |

| Account Number | Account Description | Current Budget | Expended During Month | Year to Date Expenditures | % of Budget Expended | Outstanding Encumbrances | Uncommitted Funds |
|--|-------------------------------|----------------|-----------------------|---------------------------|----------------------|--------------------------|-------------------|
| 6936 MS BAND | | 25,000.00 | 3,832.89 | 12,453.53 | 49.81 | 0.00 | 12,546.47 |
| 6937 5TH GRADE BAND | | | | | | | |
| 000 DISTRICT WIDE | | | | | | | |
| 10 6937 000 323 | REPAIRS & MTNCE | 2,500.00 | 0.00 | 0.00 | 0.00 | 0.00 | 2,500.00 |
| 10 6937 000 339 | OTHER TRANSPORTATION SERVICES | 300.00 | 0.00 | 0.00 | 0.00 | 0.00 | 300.00 |
| 10 6937 000 411 | NON-TECHNOLOGY SUPPLIES | 7,500.00 | 73.89 | 1,345.89 | 19.32 | 103.00 | 6,051.11 |
| | | 10,300.00 | 73.89 | 1,345.89 | 14.07 | 103.00 | 8,851.11 |
| 000 DISTRICT WIDE | | 10,300.00 | 73.89 | 1,345.89 | 14.07 | 103.00 | 8,851.11 |
| 6937 5TH GRADE BAND | | 10,300.00 | 73.89 | 1,345.89 | 14.07 | 103.00 | 8,851.11 |
| 6941 DEBATE | | | | | | | |
| 000 DISTRICT WIDE | | | | | | | |
| 10 6941 000 319 | PROFESSIONAL SERVICES | 4,000.00 | 370.00 | 370.00 | 9.25 | 0.00 | 3,630.00 |
| 10 6941 000 339 | OTHER TRANSPORTATION SERVICES | 18,000.00 | 281.91 | 1,057.66 | 5.88 | 0.00 | 16,942.34 |
| 10 6941 000 411 | NON-TECHNOLOGY SUPPLIES | 3,000.00 | 70.00 | 70.00 | 2.33 | 0.00 | 2,930.00 |
| 10 6941 000 640 | DUES & FEES | 2,000.00 | 0.00 | 299.00 | 14.95 | 0.00 | 1,701.00 |
| 10 6941 000 691 | CONTINGENCY-NAT'L TOURNEY | 2,500.00 | 0.00 | 0.00 | 0.00 | 0.00 | 2,500.00 |
| | | 29,500.00 | 721.91 | 1,796.66 | 6.09 | 0.00 | 27,703.34 |
| 000 DISTRICT WIDE | | 29,500.00 | 721.91 | 1,796.66 | 6.09 | 0.00 | 27,703.34 |
| 6941 DEBATE | | 29,500.00 | 721.91 | 1,796.66 | 6.09 | 0.00 | 27,703.34 |
| 6942 QUIZ BOWL | | | | | | | |
| 000 DISTRICT WIDE | | | | | | | |
| 10 6942 000 339 | OTHER TRANSPORTATION SERVICES | 2,000.00 | 0.00 | 120.00 | 6.00 | 0.00 | 1,880.00 |
| | | 2,000.00 | 0.00 | 120.00 | 6.00 | 0.00 | 1,880.00 |
| 000 DISTRICT WIDE | | 2,000.00 | 0.00 | 120.00 | 6.00 | 0.00 | 1,880.00 |
| 6942 QUIZ BOWL | | 2,000.00 | 0.00 | 120.00 | 6.00 | 0.00 | 1,880.00 |
| 6951 PUBLICATIONS-TIGER STRIPES | | | | | | | |
| 000 DISTRICT WIDE | | | | | | | |
| 10 6951 000 339 | OTHER TRANSPORTATION SERVICES | 1,200.00 | 0.00 | 0.00 | 0.00 | 0.00 | 1,200.00 |
| 10 6951 000 411 | NON-TECHNOLOGY SUPPLIES | 7,700.00 | 0.00 | 2,067.58 | 126.40 | 7,665.43 | (2,033.01) |
| | | 8,900.00 | 0.00 | 2,067.58 | 109.36 | 7,665.43 | (833.01) |

11/2021

User ID: PLB

| Account Number | Account Description | Current Budget | Expended During Month | Year to Date Expenditures | % of Budget Expended | Outstanding Encumbrances | Uncommitted Funds |
|-----------------|-------------------------------|----------------|-----------------------|---------------------------|----------------------|--------------------------|-------------------|
| 000 | DISTRICT WIDE | 8,900.00 | 0.00 | 2,067.58 | 109.36 | 7,665.43 | (833.01) |
| 6951 | PUBLICATIONS-TIGER STRIPES | 8,900.00 | 0.00 | 2,067.58 | 109.36 | 7,665.43 | (833.01) |
| 6952 | PUBLICATIONS-YEARBOOK | | | | | | |
| 000 | DISTRICT WIDE | 8,900.00 | 0.00 | 2,067.58 | 109.36 | 7,665.43 | (833.01) |
| 10 6952 000 339 | OTHER TRANSPORTATION SERVICES | 1,000.00 | 0.00 | 0.00 | 0.00 | 0.00 | 1,000.00 |
| 10 6952 000 411 | NON-TECHNOLOGY SUPPLIES | 25,000.00 | 0.00 | 23,563.52 | 94.25 | 0.00 | 1,436.48 |
| | | 26,000.00 | 0.00 | 23,563.52 | 90.63 | 0.00 | 2,436.48 |
| | | 26,000.00 | 0.00 | 23,563.52 | 90.63 | 0.00 | 2,436.48 |
| | | 26,000.00 | 0.00 | 23,563.52 | 90.63 | 0.00 | 2,436.48 |
| | | 26,000.00 | 0.00 | 23,563.52 | 90.63 | 0.00 | 2,436.48 |
| 000 | DISTRICT WIDE | | | | | | |
| 6952 | PUBLICATIONS-YEARBOOK | | | | | | |
| 6953 | DRAMA | | | | | | |
| 000 | DISTRICT WIDE | | | | | | |
| 10 6953 000 339 | OTHER TRANSPORTATION SERVICES | 3,500.00 | 0.00 | 0.00 | 0.00 | 0.00 | 3,500.00 |
| 10 6953 000 411 | NON-TECHNOLOGY SUPPLIES | 7,500.00 | 226.68 | 1,507.68 | 20.10 | 0.00 | 5,992.32 |
| 10 6953 000 640 | DUES & FEES | 100.00 | 0.00 | 0.00 | 0.00 | 0.00 | 100.00 |
| | | 11,100.00 | 226.68 | 1,507.68 | 13.58 | 0.00 | 9,592.32 |
| | | 11,100.00 | 226.68 | 1,507.68 | 13.58 | 0.00 | 9,592.32 |
| | | 11,100.00 | 226.68 | 1,507.68 | 13.58 | 0.00 | 9,592.32 |
| 000 | DISTRICT WIDE | | | | | | |
| 600 | MIDDLE SCHOOL | | | | | | |
| 10 6953 600 411 | NON-TECHNOLOGY SUPPLIES | 2,500.00 | 0.00 | 0.00 | 0.00 | 0.00 | 2,500.00 |
| | | 2,500.00 | 0.00 | 0.00 | 0.00 | 0.00 | 2,500.00 |
| | | 2,500.00 | 0.00 | 0.00 | 0.00 | 0.00 | 2,500.00 |
| | | 2,500.00 | 0.00 | 0.00 | 0.00 | 0.00 | 2,500.00 |
| | | 13,600.00 | 226.68 | 1,507.68 | 11.09 | 0.00 | 12,092.32 |
| 10 | GENERAL FUND | 22,600,000.00 | 1,950,590.96 | 7,629,060.34 | 33.89 | 28,981.76 | 14,941,957.90 |

Account Number Account Description

21 CAPITAL OUTLAY FUND

1111 ELEMENTARY SCHOOLS

511 BUCHANAN ELEMENTARY

21 1111 511 479 SUPPLIES (NON-CONSUM)

511 BUCHANAN ELEMENTARY

512 HURON COLONY ELEMENTARY

21 1111 512 479 SUPPLIES (NON-CONSUM)

512 HURON COLONY ELEMENTARY

514 MADISON ELEMENTARY

21 1111 514 479 SUPPLIES (NON-CONSUM)

514 MADISON ELEMENTARY

516 WASHINGTON ELEMENTARY

21 1111 516 479 SUPPLIES (NON-CONSUM)

21 1111 516 549 OTHER EQUIPMENT

516 WASHINGTON ELEMENTARY

518 RIVERSIDE COLONY ELEMENTARY

21 1111 518 479 SUPPLIES (NON-CONSUM)

518 RIVERSIDE COLONY ELEMENTARY

599 ELEMENTARY CURRICULUM

000 DISTRICT

| Current Budget | Expended During Month | Year to Date Expenditures | % of Budget Expended | Outstanding Encumbrances | Uncommitted Funds |
|----------------|-----------------------|---------------------------|----------------------|--------------------------|-------------------|
| 15,000.00 | 877.07 | 1,335.59 | 8.90 | 0.00 | 13,664.41 |
| 15,000.00 | 877.07 | 1,335.59 | 8.90 | 0.00 | 13,664.41 |
| 15,000.00 | 877.07 | 1,335.59 | 8.90 | 0.00 | 13,664.41 |
| 15,000.00 | 877.07 | 1,335.59 | 8.90 | 0.00 | 13,664.41 |
| 2,500.00 | 0.00 | 0.00 | 0.00 | 0.00 | 2,500.00 |
| 2,500.00 | 0.00 | 0.00 | 0.00 | 0.00 | 2,500.00 |
| 2,500.00 | 0.00 | 0.00 | 0.00 | 0.00 | 2,500.00 |
| 2,500.00 | 0.00 | 0.00 | 0.00 | 0.00 | 2,500.00 |
| 15,000.00 | 633.40 | 3,546.08 | 27.49 | 576.71 | 10,877.21 |
| 15,000.00 | 633.40 | 3,546.08 | 27.49 | 576.71 | 10,877.21 |
| 15,000.00 | 633.40 | 3,546.08 | 27.49 | 576.71 | 10,877.21 |
| 15,000.00 | 633.40 | 3,546.08 | 27.49 | 576.71 | 10,877.21 |
| 15,000.00 | 0.00 | 0.00 | 0.00 | 0.00 | 15,000.00 |
| 0.00 | 1,329.98 | 1,329.98 | 0.00 | 0.00 | (1,329.98) |
| 15,000.00 | 1,329.98 | 1,329.98 | 8.87 | 0.00 | 13,670.02 |
| 15,000.00 | 1,329.98 | 1,329.98 | 8.87 | 0.00 | 13,670.02 |
| 15,000.00 | 1,329.98 | 1,329.98 | 8.87 | 0.00 | 13,670.02 |
| 2,500.00 | 0.00 | 0.00 | 0.00 | 0.00 | 2,500.00 |
| 2,500.00 | 0.00 | 0.00 | 0.00 | 0.00 | 2,500.00 |
| 2,500.00 | 0.00 | 0.00 | 0.00 | 0.00 | 2,500.00 |
| 2,500.00 | 0.00 | 0.00 | 0.00 | 0.00 | 2,500.00 |

| Account Number | Account Description | Current Budget | Expended During Month | Year to Date Expenditures | % of Budget Expended | Outstanding Encumbrances | Uncommitted Funds |
|-----------------------------|------------------------------|----------------|-----------------------|---------------------------|----------------------|--------------------------|-------------------|
| 001 BUCHANAN | | 50,000.00 | 0.00 | 71,209.94 | 142.42 | 0.00 | (21,209.94) |
| 21 1111 599 421 000 001 | PRINTED TEXTBOOKS | | | | | | |
| 001 BUCHANAN | | 50,000.00 | 0.00 | 71,209.94 | 142.42 | 0.00 | (21,209.94) |
| 004 MADISON | | 50,000.00 | 0.00 | 65,210.60 | 130.42 | 0.00 | (15,210.60) |
| 21 1111 599 421 000 004 | PRINTED TEXTBOOKS | | | | | | |
| 004 MADISON | | 50,000.00 | 0.00 | 65,210.60 | 130.42 | 0.00 | (15,210.60) |
| 005 HOLY TRINITY | | 0.00 | 0.00 | 1,680.00 | 0.00 | 0.00 | (1,680.00) |
| 21 1111 599 421 000 005 | PRINTED TEXTBOOKS | | | | | | |
| 005 HOLY TRINITY | | 0.00 | 0.00 | 1,680.00 | 0.00 | 0.00 | (1,680.00) |
| 006 WASHINGTON | | 50,000.00 | 0.00 | 66,654.52 | 133.31 | 0.00 | (16,654.52) |
| 21 1111 599 421 000 006 | PRINTED TEXTBOOKS | | | | | | |
| 006 WASHINGTON | | 50,000.00 | 0.00 | 66,654.52 | 133.31 | 0.00 | (16,654.52) |
| 011 JAMES VALLEY | | 0.00 | 0.00 | 1,680.00 | 0.00 | 0.00 | (1,680.00) |
| 21 1111 599 421 000 011 | PRINTED TEXTBOOKS | | | | | | |
| 011 JAMES VALLEY | | 0.00 | 0.00 | 1,680.00 | 0.00 | 0.00 | (1,680.00) |
| 000 DISTRICT | | 150,000.00 | 0.00 | 206,435.06 | 137.62 | 0.00 | (56,435.06) |
| 599 ELEMENTARY CURRICULUM | | 150,000.00 | 0.00 | 206,435.06 | 137.62 | 0.00 | (56,435.06) |
| 810 TECHNOLOGY | | 80,000.00 | 0.00 | 1,291.64 | 1.61 | 0.00 | 78,708.36 |
| 000 DISTRICT | | 80,000.00 | 0.00 | 1,291.64 | 1.61 | 0.00 | 78,708.36 |
| 001 BUCHANAN | | 7,000.00 | 0.00 | 0.00 | 0.00 | 0.00 | 7,000.00 |
| 21 1111 810 471 000 001 | COMPUTER EQUIPMENT (NON-CAP) | | | | | | |
| 001 BUCHANAN | | 7,000.00 | 0.00 | 0.00 | 0.00 | 0.00 | 7,000.00 |
| 002 HURON COLONY | | 135,000.00 | 0.00 | 319.16 | 2.80 | 3,456.00 | 131,224.84 |
| 21 1111 810 471 000 002 | COMPUTER EQUIPMENT (NON-CAP) | | | | | | |
| 002 HURON COLONY | | 135,000.00 | 0.00 | 319.16 | 2.80 | 3,456.00 | 131,224.84 |
| 004 MADISON | | 195,000.00 | 0.00 | 0.00 | 0.00 | 0.00 | 195,000.00 |
| 21 1111 810 471 000 004 | COMPUTER EQUIPMENT (NON-CAP) | | | | | | |
| 004 MADISON | | 195,000.00 | 0.00 | 0.00 | 0.00 | 0.00 | 195,000.00 |
| 006 WASHINGTON | | 7,000.00 | 0.00 | 0.00 | 0.00 | 0.00 | 7,000.00 |
| 21 1111 810 471 000 006 | COMPUTER EQUIPMENT (NON-CAP) | | | | | | |
| 006 WASHINGTON | | 7,000.00 | 0.00 | 0.00 | 0.00 | 0.00 | 7,000.00 |
| 008 RIVERSIDE COLONY | | 424,000.00 | 0.00 | 1,610.80 | 1.20 | 3,456.00 | 418,933.20 |
| 21 1111 810 471 000 008 | COMPUTER EQUIPMENT (NON-CAP) | | | | | | |
| 008 RIVERSIDE COLONY | | 424,000.00 | 0.00 | 1,610.80 | 1.20 | 3,456.00 | 418,933.20 |
| 810 TECHNOLOGY | | 624,000.00 | 2,840.45 | 214,257.51 | 34.98 | 4,032.71 | 405,709.78 |
| 1111 ELEMENTARY SCHOOLS | | 624,000.00 | 2,840.45 | 214,257.51 | 34.98 | 4,032.71 | 405,709.78 |
| 1121 MIDDLE SCHOOL | | | | | | | |
| 600 MIDDLE SCHOOL | | | | | | | |

Expenditure Report by Function

11/2021

| Account Number | Account Description | Current Budget | Expended During Month | Year to Date Expenditures | % of Budget Expended | Outstanding Encumbrances | Uncommitted Funds |
|--------------------------|------------------------------|----------------|-----------------------|---------------------------|----------------------|--------------------------|-------------------|
| 21 1121 600 479 | SUPPLIES (NON-CONSUM) | 19,000.00 | 0.00 | 5,594.13 | 29.44 | 0.00 | 13,405.87 |
| 21 1121 600 549 | OTHER EQUIPMENT | 0.00 | 0.00 | 2,984.25 | 0.00 | 0.00 | (2,984.25) |
| | | 19,000.00 | 0.00 | 8,578.38 | 45.15 | 0.00 | 10,421.62 |
| 600 MIDDLE SCHOOL | | 19,000.00 | 0.00 | 8,578.38 | 45.15 | 0.00 | 10,421.62 |
| 699 MS CURRICULUM | | | | | | | |
| 21 1121 699 421 | PRINTED TEXTBOOKS | 75,000.00 | 0.00 | 0.00 | 0.00 | 0.00 | 75,000.00 |
| | | 75,000.00 | 0.00 | 0.00 | 0.00 | 0.00 | 75,000.00 |
| 699 MS CURRICULUM | | 75,000.00 | 0.00 | 0.00 | 0.00 | 0.00 | 75,000.00 |
| 810 TECHNOLOGY | | | | | | | |
| 21 1121 810 471 | COMPUTER EQUIPMENT (NON-CAP) | 275,000.00 | 10,775.88 | 10,775.88 | 3.92 | 0.00 | 264,224.12 |
| | | 275,000.00 | 10,775.88 | 10,775.88 | 3.92 | 0.00 | 264,224.12 |
| 810 TECHNOLOGY | | 275,000.00 | 10,775.88 | 10,775.88 | 3.92 | 0.00 | 264,224.12 |
| 1121 MIDDLE SCHOOL | | 275,000.00 | 10,775.88 | 10,775.88 | 3.92 | 0.00 | 264,224.12 |
| 1131 HIGH SCHOOL | | | | | | | |
| 700 HIGH SCHOOL | | 369,000.00 | 10,775.88 | 10,775.88 | 3.92 | 0.00 | 264,224.12 |
| | | | | 19,354.26 | 5.25 | 0.00 | 349,645.74 |
| 770 CTE CENTER | | | | | | | |
| 21 1131 700 479 | SUPPLIES (NON-CONSUM) | 31,000.00 | 0.00 | 0.00 | 0.00 | 0.00 | 31,000.00 |
| 21 1131 700 549 | OTHER EQUIPMENT | 0.00 | 1,299.00 | 1,299.00 | 0.00 | 0.00 | (1,299.00) |
| | | 31,000.00 | 1,299.00 | 1,299.00 | 4.19 | 0.00 | 29,701.00 |
| 700 HIGH SCHOOL | | 31,000.00 | 1,299.00 | 1,299.00 | 4.19 | 0.00 | 29,701.00 |
| 770 CTE CENTER | | | | | | | |
| | | 31,000.00 | 1,299.00 | 1,299.00 | 4.19 | 0.00 | 29,701.00 |
| 21 1131 770 479 | SUPPLIES (NON-CONSUM) | 11,000.00 | 0.00 | 0.00 | 0.00 | 0.00 | 11,000.00 |
| 21 1131 770 549 | OTHER EQUIPMENT | 0.00 | 0.00 | 1,213.00 | 0.00 | 0.00 | (1,213.00) |
| | | 11,000.00 | 0.00 | 1,213.00 | 11.03 | 0.00 | 9,787.00 |
| 770 CTE CENTER | | 11,000.00 | 0.00 | 1,213.00 | 11.03 | 0.00 | 9,787.00 |
| 799 HS CURRICULUM | | | | | | | |
| | | 11,000.00 | 0.00 | 1,213.00 | 11.03 | 0.00 | 9,787.00 |

| Account Number | Account Description | Current Budget | Expended During Month | Year to Date Expenditures | % of Budget Expended | Outstanding Encumbrances | Uncommitted Funds |
|---|------------------------------|----------------|-----------------------|---------------------------|----------------------|--------------------------|-------------------|
| 21 1131 799 421 | PRINTED TEXTBOOKS | 100,000.00 | 0.00 | 9,459.63 | 9.46 | 0.00 | 90,540.37 |
| | | 100,000.00 | 0.00 | 9,459.63 | 9.46 | 0.00 | 90,540.37 |
| | | 100,000.00 | 0.00 | 9,459.63 | 9.46 | 0.00 | 90,540.37 |
| 799 HS CURRICULUM | | 100,000.00 | 0.00 | 9,459.63 | 9.46 | 0.00 | 90,540.37 |
| 810 TECHNOLOGY | | | | | | | |
| 21 1131 810 471 | COMPUTER EQUIPMENT (NON-CAP) | 100,000.00 | 769.00 | 769.00 | 0.86 | 88.30 | 99,142.70 |
| 21 1131 810 472 | COMPUTER SOFTWARE | 6,000.00 | 0.00 | 0.00 | 0.00 | 0.00 | 6,000.00 |
| 21 1131 810 541 | COMPUTER EQUIPMENT | 0.00 | 1,118.39 | 1,118.39 | 0.00 | 0.00 | (1,118.39) |
| | | 106,000.00 | 1,887.39 | 1,887.39 | 1.86 | 88.30 | 104,024.31 |
| | | 106,000.00 | 1,887.39 | 1,887.39 | 1.86 | 88.30 | 104,024.31 |
| 810 TECHNOLOGY | | 106,000.00 | 1,887.39 | 1,887.39 | 1.86 | 88.30 | 104,024.31 |
| 1131 HIGH SCHOOL | | 248,000.00 | 3,186.39 | 13,859.02 | 5.62 | 88.30 | 234,052.68 |
| 1221 MILD TO MODERATE DISABILITIES | | | | | | | |
| 000 DISTRICT WIDE | | | | | | | |
| 21 1221 000 479 | SUPPLIES (NON-CONSUM) | 2,000.00 | 0.00 | 0.00 | 0.00 | 0.00 | 2,000.00 |
| | | 2,000.00 | 0.00 | 0.00 | 0.00 | 0.00 | 2,000.00 |
| | | 2,000.00 | 0.00 | 0.00 | 0.00 | 0.00 | 2,000.00 |
| 000 DISTRICT WIDE | | 2,000.00 | 0.00 | 0.00 | 0.00 | 0.00 | 2,000.00 |
| 800 OUR HOME PROGRAMS | | | | | | | |
| 21 1221 800 479 | SUPPLIES (NON-CONSUM) | 2,000.00 | 0.00 | 0.00 | 0.00 | 0.00 | 2,000.00 |
| | | 2,000.00 | 0.00 | 0.00 | 0.00 | 0.00 | 2,000.00 |
| | | 2,000.00 | 0.00 | 0.00 | 0.00 | 0.00 | 2,000.00 |
| 800 OUR HOME PROGRAMS | | 2,000.00 | 0.00 | 0.00 | 0.00 | 0.00 | 2,000.00 |
| 1221 MILD TO MODERATE DISABILITIES | | 4,000.00 | 0.00 | 0.00 | 0.00 | 0.00 | 4,000.00 |
| 2212 INST & CURRICULUM DEVELOPMENT | | | | | | | |
| 000 DISTRICT WIDE | | | | | | | |
| 21 2212 000 479 | SUPPLIES (NON-CONSUM) | 2,000.00 | 0.00 | 0.00 | 0.00 | 0.00 | 2,000.00 |
| | | 2,000.00 | 0.00 | 0.00 | 0.00 | 0.00 | 2,000.00 |
| | | 2,000.00 | 0.00 | 0.00 | 0.00 | 0.00 | 2,000.00 |
| 000 DISTRICT WIDE | | 2,000.00 | 0.00 | 0.00 | 0.00 | 0.00 | 2,000.00 |
| 2212 INST & CURRICULUM DEVELOPMENT | | 2,000.00 | 0.00 | 0.00 | 0.00 | 0.00 | 2,000.00 |
| 2222 LIBRARY SERVICES | | | | | | | |

Expenditure Report by Function
 11/2021

000 DISTRICT WIDE

21 2222 000 479 SUPPLIES (NON-CONSUM)
 21 2222 000 549 OTHER EQUIPMENT

000 DISTRICT WIDE

511 BUCHANAN ELEMENTARY

21 2222 511 560 LIBRARY MEDIA

511 BUCHANAN ELEMENTARY

512 HURON COLONY ELEMENTARY

21 2222 512 560 LIBRARY MEDIA

512 HURON COLONY ELEMENTARY

514 MADISON ELEMENTARY

21 2222 514 560 LIBRARY MEDIA

514 MADISON ELEMENTARY

516 WASHINGTON ELEMENTARY

21 2222 516 560 LIBRARY MEDIA

516 WASHINGTON ELEMENTARY

518 RIVERSIDE COLONY ELEMENTARY

21 2222 518 560 LIBRARY MEDIA

| Account Description | Current Budget | Expended During Month | Year to Date Expenditures | % of Budget Expended | Outstanding Encumbrances | Uncommitted Funds |
|---------------------|----------------|-----------------------|---------------------------|----------------------|--------------------------|-------------------|
| | 0.00 | 568.20 | 5,288.55 | 0.00 | 487.80 | (5,776.35) |
| | 10,000.00 | 0.00 | 0.00 | 0.00 | 0.00 | 10,000.00 |
| | 10,000.00 | 568.20 | 5,288.55 | 57.76 | 487.80 | 4,223.65 |
| | 10,000.00 | 568.20 | 5,288.55 | 57.76 | 487.80 | 4,223.65 |
| | 10,000.00 | 568.20 | 5,288.55 | 57.76 | 487.80 | 4,223.65 |
| | 10,000.00 | 658.57 | 2,773.14 | 33.04 | 531.25 | 6,695.61 |
| | 10,000.00 | 658.57 | 2,773.14 | 33.04 | 531.25 | 6,695.61 |
| | 10,000.00 | 658.57 | 2,773.14 | 33.04 | 531.25 | 6,695.61 |
| | 10,000.00 | 658.57 | 2,773.14 | 33.04 | 531.25 | 6,695.61 |
| | 1,500.00 | 0.00 | 0.00 | 0.00 | 0.00 | 1,500.00 |
| | 1,500.00 | 0.00 | 0.00 | 0.00 | 0.00 | 1,500.00 |
| | 1,500.00 | 0.00 | 0.00 | 0.00 | 0.00 | 1,500.00 |
| | 1,500.00 | 0.00 | 0.00 | 0.00 | 0.00 | 1,500.00 |
| | 10,000.00 | 2,778.91 | 2,778.91 | 27.79 | 0.00 | 7,221.09 |
| | 10,000.00 | 2,778.91 | 2,778.91 | 27.79 | 0.00 | 7,221.09 |
| | 10,000.00 | 2,778.91 | 2,778.91 | 27.79 | 0.00 | 7,221.09 |
| | 10,000.00 | 2,778.91 | 2,778.91 | 27.79 | 0.00 | 7,221.09 |
| | 10,000.00 | 1,196.42 | 1,498.95 | 26.40 | 1,140.60 | 7,360.45 |
| | 10,000.00 | 1,196.42 | 1,498.95 | 26.40 | 1,140.60 | 7,360.45 |
| | 10,000.00 | 1,196.42 | 1,498.95 | 26.40 | 1,140.60 | 7,360.45 |
| | 10,000.00 | 1,196.42 | 1,498.95 | 26.40 | 1,140.60 | 7,360.45 |
| | 1,500.00 | 190.50 | 190.50 | 48.97 | 544.11 | 765.39 |
| | 1,500.00 | 190.50 | 190.50 | 48.97 | 544.11 | 765.39 |

| Account Number | Account Description | Current Budget | Expended During Month | Year to Date Expenditures | % of Budget Expended | Outstanding Encumbrances | Uncommitted Funds |
|-----------------|------------------------------|----------------|-----------------------|---------------------------|----------------------|--------------------------|-------------------|
| 518 | RIVERSIDE COLONY ELEMENTARY | 1,500.00 | 190.50 | 190.50 | 48.97 | 544.11 | 765.39 |
| 600 | MIDDLE SCHOOL | 1,500.00 | 190.50 | 190.50 | 48.97 | 544.11 | 765.39 |
| 21 2222 600 560 | LIBRARY MEDIA | 15,000.00 | 1,062.35 | 2,587.65 | 47.55 | 4,544.83 | 7,867.52 |
| | | 15,000.00 | 1,062.35 | 2,587.65 | 47.55 | 4,544.83 | 7,867.52 |
| | | 15,000.00 | 1,062.35 | 2,587.65 | 47.55 | 4,544.83 | 7,867.52 |
| | | 15,000.00 | 1,062.35 | 2,587.65 | 47.55 | 4,544.83 | 7,867.52 |
| 21 2222 700 560 | LIBRARY MEDIA | 20,000.00 | 861.89 | 9,030.92 | 45.15 | 0.00 | 10,969.08 |
| | | 20,000.00 | 861.89 | 9,030.92 | 45.15 | 0.00 | 10,969.08 |
| | | 20,000.00 | 861.89 | 9,030.92 | 45.15 | 0.00 | 10,969.08 |
| | | 20,000.00 | 861.89 | 9,030.92 | 45.15 | 0.00 | 10,969.08 |
| 700 | HIGH SCHOOL | 20,000.00 | 861.89 | 9,030.92 | 45.15 | 0.00 | 10,969.08 |
| 2222 | LIBRARY SERVICES | 78,000.00 | 7,316.84 | 24,148.62 | 40.25 | 7,248.59 | 46,602.79 |
| 2227 | TECHNOLOGY IN SCHOOL | | | | | | |
| 000 | DISTRICT WIDE | | | | | | |
| 21 2227 000 471 | COMPUTER EQUIPMENT (NON-CAP) | 68,000.00 | 15,998.49 | 28,911.26 | 42.52 | 0.00 | 39,088.74 |
| 21 2227 000 472 | COMPUTER SOFTWARE | 25,000.00 | 0.00 | 31,264.70 | 125.06 | 0.00 | (6,264.70) |
| 21 2227 000 541 | COMPUTER EQUIPMENT | 0.00 | 2,249.00 | 4,707.00 | 0.00 | 0.00 | (4,707.00) |
| | | 93,000.00 | 18,247.49 | 64,882.96 | 69.77 | 0.00 | 28,117.04 |
| | | 93,000.00 | 18,247.49 | 64,882.96 | 69.77 | 0.00 | 28,117.04 |
| | | 93,000.00 | 18,247.49 | 64,882.96 | 69.77 | 0.00 | 28,117.04 |
| 000 | DISTRICT WIDE | | | | | | |
| 800 | OUR HOME PROGRAMS | | | | | | |
| 21 2227 800 471 | COMPUTER EQUIPMENT (NON-CAP) | 9,000.00 | 0.00 | 0.00 | 0.00 | 0.00 | 9,000.00 |
| | | 9,000.00 | 0.00 | 0.00 | 0.00 | 0.00 | 9,000.00 |
| | | 9,000.00 | 0.00 | 0.00 | 0.00 | 0.00 | 9,000.00 |
| | | 9,000.00 | 0.00 | 0.00 | 0.00 | 0.00 | 9,000.00 |
| 800 | OUR HOME PROGRAMS | | | | | | |
| 2227 | TECHNOLOGY IN SCHOOL | 102,000.00 | 18,247.49 | 64,882.96 | 63.61 | 0.00 | 37,117.04 |
| 2311 | BOARD OF EDUCATION | | | | | | |
| 000 | DISTRICT WIDE | | | | | | |
| 21 2311 000 479 | SUPPLIES (NON-CONSUM) | 0.00 | 0.00 | 2,443.41 | 0.00 | 0.00 | (2,443.41) |

Expenditure Report by Function
11/2021

| Account Number | Account Description | Current Budget | Expended During Month | Year to Date Expenditures | % of Budget Expended | Outstanding Encumbrances | Uncommitted Funds |
|-----------------|---------------------------------------|----------------|-----------------------|---------------------------|----------------------|--------------------------|-------------------|
| 21 2311 000 549 | OTHER EQUIPMENT | 20,000.00 | 0.00 | 7,439.35 | 62.19 | 4,998.00 | 7,562.65 |
| 000 | DISTRICT WIDE | 20,000.00 | 0.00 | 9,882.76 | 74.40 | 4,998.00 | 5,119.24 |
| 2311 | BOARD OF EDUCATION | 20,000.00 | 0.00 | 9,882.76 | 74.40 | 4,998.00 | 5,119.24 |
| 2321 | OFFICE OF SUPERINTENDENT | | | | | | |
| 000 | DISTRICT WIDE | | | | | | |
| 21 2321 000 479 | SUPPLIES (NON-CONSUM) | 3,000.00 | 0.00 | 0.00 | 0.00 | 0.00 | 3,000.00 |
| 000 | DISTRICT WIDE | 3,000.00 | 0.00 | 0.00 | 0.00 | 0.00 | 3,000.00 |
| 2321 | OFFICE OF SUPERINTENDENT | 3,000.00 | 0.00 | 0.00 | 0.00 | 0.00 | 3,000.00 |
| 2490 | OTHER SUPPORT SERVICES-SCH ADM | | | | | | |
| 000 | DISTRICT WIDE | | | | | | |
| 21 2490 000 479 | SUPPLIES (NON-CONSUM) | 7,000.00 | 0.00 | 0.00 | 0.00 | 0.00 | 7,000.00 |
| 000 | DISTRICT WIDE | 7,000.00 | 0.00 | 0.00 | 0.00 | 0.00 | 7,000.00 |
| 350 | ESL | | | | | | |
| 21 2490 350 479 | SUPPLIES (NON-CONSUM) | 2,000.00 | 0.00 | 399.00 | 19.95 | 0.00 | 1,601.00 |
| 350 | ESL | 2,000.00 | 0.00 | 399.00 | 19.95 | 0.00 | 1,601.00 |
| 2490 | OTHER SUPPORT SERVICES-SCH ADM | 2,000.00 | 0.00 | 399.00 | 19.95 | 0.00 | 1,601.00 |
| 2529 | FISCAL SERVICES | | | | | | |
| 000 | DISTRICT WIDE | | | | | | |
| 21 2529 000 479 | SUPPLIES (NON-CONSUM) | 9,000.00 | 0.00 | 399.00 | 4.43 | 0.00 | 8,601.00 |
| 000 | DISTRICT WIDE | 9,000.00 | 0.00 | 399.00 | 4.43 | 0.00 | 8,601.00 |
| 2529 | FISCAL SERVICES | 9,000.00 | 0.00 | 399.00 | 4.43 | 0.00 | 8,601.00 |
| 2535 | CONSTRUCTION AND IMPROVEMENTS | | | | | | |
| 21 2535 000 479 | SUPPLIES (NON-CONSUM) | 7,000.00 | 0.00 | 0.00 | 0.00 | 0.00 | 7,000.00 |
| 000 | DISTRICT WIDE | 7,000.00 | 0.00 | 0.00 | 0.00 | 0.00 | 7,000.00 |
| 2535 | FISCAL SERVICES | 7,000.00 | 0.00 | 0.00 | 0.00 | 0.00 | 7,000.00 |

Account Description

Current Budget Expended During Month Year to Date Expenditures % of Budget Expended Outstanding Encumbrances

000 DISTRICT WIDE

| | | | | | | | |
|-----------------|-----------------|------|------|--------|------|------|----------|
| 21 2535 000 323 | REPAIRS & MTNCE | 0.00 | 0.00 | 292.71 | 0.00 | 0.00 | (292.71) |
| | | 0.00 | 0.00 | 292.71 | 0.00 | 0.00 | (292.71) |
| | | 0.00 | 0.00 | 292.71 | 0.00 | 0.00 | (292.71) |
| | | 0.00 | 0.00 | 292.71 | 0.00 | 0.00 | (292.71) |

000 DISTRICT WIDE

770 CTE CENTER

| | | | | | | | |
|-----------------|-----------------------|--------------|------|------|------|------|--------------|
| 21 2535 770 319 | PROFESSIONAL SERVICES | 0.00 | 0.00 | 0.00 | 0.00 | 0.00 | 0.00 |
| 21 2535 770 323 | REPAIRS & MTNCE | 0.00 | 0.00 | 0.00 | 0.00 | 0.00 | 0.00 |
| 21 2535 770 520 | BUILDINGS | 2,000,000.00 | 0.00 | 0.00 | 0.00 | 0.00 | 2,000,000.00 |
| | | 2,000,000.00 | 0.00 | 0.00 | 0.00 | 0.00 | 2,000,000.00 |
| | | 2,000,000.00 | 0.00 | 0.00 | 0.00 | 0.00 | 2,000,000.00 |
| | | 2,000,000.00 | 0.00 | 0.00 | 0.00 | 0.00 | 2,000,000.00 |

770 CTE CENTER

924 ESSER II FUNDS

000 DISTRICT

013 CTE CENTER

| | | | | | | | |
|------------------------------------|-----------|--------------|------------|--------------|-------|------|----------------|
| 21 2535 924 520 000 013 | BUILDINGS | 0.00 | 201,119.02 | 1,499,813.62 | 0.00 | 0.00 | (1,499,813.62) |
| 013 CTE CENTER | | 0.00 | 201,119.02 | 1,499,813.62 | 0.00 | 0.00 | (1,499,813.62) |
| 000 DISTRICT | | 0.00 | 201,119.02 | 1,499,813.62 | 0.00 | 0.00 | (1,499,813.62) |
| 924 ESSER II FUNDS | | 0.00 | 201,119.02 | 1,499,813.62 | 0.00 | 0.00 | (1,499,813.62) |
| 2535 CONSTRUCTION AND IMPROVEMENTS | | 2,000,000.00 | 201,119.02 | 1,500,106.33 | 75.01 | 0.00 | 499,893.67 |

2541 OPER & MAINTENANCE DIRECTOR

000 DISTRICT WIDE

| | | | | | | | |
|-----------------|-----------------------|----------|------|------|------|------|----------|
| 21 2541 000 479 | SUPPLIES (NON-CONSUM) | 2,000.00 | 0.00 | 0.00 | 0.00 | 0.00 | 2,000.00 |
| | | 2,000.00 | 0.00 | 0.00 | 0.00 | 0.00 | 2,000.00 |
| | | 2,000.00 | 0.00 | 0.00 | 0.00 | 0.00 | 2,000.00 |
| | | 2,000.00 | 0.00 | 0.00 | 0.00 | 0.00 | 2,000.00 |
| | | 2,000.00 | 0.00 | 0.00 | 0.00 | 0.00 | 2,000.00 |
| | | 2,000.00 | 0.00 | 0.00 | 0.00 | 0.00 | 2,000.00 |

000 DISTRICT WIDE

2541 OPER & MAINTENANCE DIRECTOR

2542 CARE/UPKEEP OF BUILDINGS

000 DISTRICT WIDE

| | | | | | | | |
|-----------------|-----------------------|--------------|-----------|-----------|-------|------|--------------|
| 21 2542 000 323 | REPAIRS & MTNCE | 1,750,000.00 | 32,283.98 | 32,283.98 | 1.84 | 0.00 | 1,717,716.02 |
| 21 2542 000 479 | SUPPLIES (NON-CONSUM) | 0.00 | 0.00 | 2,725.59 | 0.00 | 0.00 | (2,725.59) |
| 21 2542 000 549 | OTHER EQUIPMENT | 30,000.00 | 0.00 | 11,185.92 | 37.29 | 0.00 | 18,814.08 |

Account Description

| Account Number | Current Budget | Expended During Month | Year to Date Expenditures | % of Budget Expended | Outstanding Encumbrances | Uncommitted Funds |
|----------------|----------------|-----------------------|---------------------------|----------------------|--------------------------|-------------------|
| 1,780,000.00 | 32,283.98 | 46,195.49 | 2.60 | 0.00 | 1,733,804.51 | |
| 1,780,000.00 | 32,283.98 | 46,195.49 | 2.60 | 0.00 | 1,733,804.51 | |
| 1,780,000.00 | 32,283.98 | 46,195.49 | 2.60 | 0.00 | 1,733,804.51 | |

000 DISTRICT WIDE

600 MIDDLE SCHOOL

21 2542 600 319 PROFESSIONAL SERVICES
21 2542 600 323 REPAIRS & MTNCE

| | | | | | | |
|------|------|------|------|------|------|------|
| 0.00 | 0.00 | 0.00 | 0.00 | 0.00 | 0.00 | 0.00 |
| 0.00 | 0.00 | 0.00 | 0.00 | 0.00 | 0.00 | 0.00 |
| 0.00 | 0.00 | 0.00 | 0.00 | 0.00 | 0.00 | 0.00 |
| 0.00 | 0.00 | 0.00 | 0.00 | 0.00 | 0.00 | 0.00 |
| 0.00 | 0.00 | 0.00 | 0.00 | 0.00 | 0.00 | 0.00 |

600 MIDDLE SCHOOL

924 ESSER II FUNDS

000 DISTRICT

009 MIDDLE SCHOOL

21 2542 924 520 000 009 BUILDINGS

009 MIDDLE SCHOOL

000 DISTRICT

924 ESSER II FUNDS

2542 CARE/UPKEEP OF BUILDINGS

2543 CARE/UPKEEP OF GROUNDS

000 DISTRICT WIDE

| | | | | | | |
|--------------|-----------|------------|-------|------|--------------|--------------|
| 0.00 | 2,790.00 | 595,929.70 | 0.00 | 0.00 | 0.00 | (595,929.70) |
| 0.00 | 2,790.00 | 595,929.70 | 0.00 | 0.00 | 0.00 | (595,929.70) |
| 0.00 | 2,790.00 | 595,929.70 | 0.00 | 0.00 | 0.00 | (595,929.70) |
| 0.00 | 2,790.00 | 595,929.70 | 0.00 | 0.00 | 0.00 | (595,929.70) |
| 1,780,000.00 | 35,073.98 | 642,125.19 | 36.07 | 0.00 | 1,137,874.81 | |

21 2543 000 323 REPAIRS & MTNCE
21 2543 000 549 OTHER EQUIPMENT

| | | | | | |
|------------|------|-----------|-------|------|------------|
| 360,000.00 | 0.00 | 62,922.21 | 17.48 | 0.00 | 297,077.79 |
| 40,000.00 | 0.00 | 3,800.00 | 9.50 | 0.00 | 36,200.00 |
| 400,000.00 | 0.00 | 66,722.21 | 16.68 | 0.00 | 333,277.79 |
| 400,000.00 | 0.00 | 66,722.21 | 16.68 | 0.00 | 333,277.79 |
| 400,000.00 | 0.00 | 66,722.21 | 16.68 | 0.00 | 333,277.79 |
| 400,000.00 | 0.00 | 66,722.21 | 16.68 | 0.00 | 333,277.79 |

000 DISTRICT WIDE

2543 CARE/UPKEEP OF GROUNDS

2551 PUPIL TRANSPORTATION DIRECTOR

000 DISTRICT WIDE

21 2551 000 479 SUPPLIES (NON-CONSUM)

| | | | | | |
|----------|------|------|------|------|----------|
| 2,000.00 | 0.00 | 0.00 | 0.00 | 0.00 | 2,000.00 |
| 2,000.00 | 0.00 | 0.00 | 0.00 | 0.00 | 2,000.00 |
| 2,000.00 | 0.00 | 0.00 | 0.00 | 0.00 | 2,000.00 |
| 2,000.00 | 0.00 | 0.00 | 0.00 | 0.00 | 2,000.00 |
| 2,000.00 | 0.00 | 0.00 | 0.00 | 0.00 | 2,000.00 |

000 DISTRICT WIDE

2551 PUPIL TRANSPORTATION DIRECTOR

2552 VEHICLE OPERATION SERVICES

000 DISTRICT WIDE

| | | | | | |
|----------|------|------|------|------|----------|
| 2,000.00 | 0.00 | 0.00 | 0.00 | 0.00 | 2,000.00 |
|----------|------|------|------|------|----------|

| Account Number | Account Description | Current Budget | Expended During Month | Year to Date Expenditures | % of Budget Expended | Outstanding Encumbrances | Uncommitted Funds |
|-----------------|------------------------------------|----------------|-----------------------|---------------------------|----------------------|--------------------------|-------------------|
| 21 2552 000 472 | COMPUTER SOFTWARE | 6,000.00 | 0.00 | 0.00 | 0.00 | 0.00 | 6,000.00 |
| 21 2552 000 550 | VEHICLES (LICENSED) | 220,000.00 | 0.00 | 187,510.96 | 85.23 | 0.00 | 32,489.04 |
| | | 226,000.00 | 0.00 | 187,510.96 | 82.97 | 0.00 | 38,489.04 |
| 000 | DISTRICT WIDE | 226,000.00 | 0.00 | 187,510.96 | 82.97 | 0.00 | 38,489.04 |
| 2552 | VEHICLE OPERATION SERVICES | 226,000.00 | 0.00 | 187,510.96 | 82.97 | 0.00 | 38,489.04 |
| 2569 | FOOD SERVICES | | | | | | |
| 000 | DISTRICT WIDE | | | | | | |
| 21 2569 000 479 | SUPPLIES (NON-CONSUM) | 0.00 | 0.00 | 515.60 | 0.00 | 0.00 | (515.60) |
| 21 2569 000 549 | OTHER EQUIPMENT | 25,000.00 | 0.00 | 0.00 | 0.00 | 0.00 | 25,000.00 |
| | | 25,000.00 | 0.00 | 515.60 | 2.06 | 0.00 | 24,484.40 |
| 000 | DISTRICT WIDE | 25,000.00 | 0.00 | 515.60 | 2.06 | 0.00 | 24,484.40 |
| 2569 | FOOD SERVICES | 25,000.00 | 0.00 | 515.60 | 2.06 | 0.00 | 24,484.40 |
| 2574 | PRINTING-DUPLICATING SVC | | | | | | |
| 000 | DISTRICT WIDE | | | | | | |
| 21 2574 000 479 | SUPPLIES (NON-CONSUM) | 25,000.00 | 0.00 | 0.00 | 0.00 | 0.00 | 25,000.00 |
| 21 2574 000 549 | OTHER EQUIPMENT | 0.00 | 4,950.00 | 17,795.00 | 0.00 | 0.00 | (17,795.00) |
| | | 25,000.00 | 4,950.00 | 17,795.00 | 71.18 | 0.00 | 7,205.00 |
| 000 | DISTRICT WIDE | 25,000.00 | 4,950.00 | 17,795.00 | 71.18 | 0.00 | 7,205.00 |
| 2574 | PRINTING-DUPLICATING SVC | 25,000.00 | 4,950.00 | 17,795.00 | 71.18 | 0.00 | 7,205.00 |
| 5000 | DEBT SERVICE | | | | | | |
| 000 | DISTRICT WIDE | | | | | | |
| 21 5000 000 611 | REDEMPTION OF PRINCIPAL | 1,220,000.00 | 140,000.00 | 830,940.00 | 68.11 | 0.00 | 389,060.00 |
| 21 5000 000 612 | INTEREST | 333,000.00 | 92,661.88 | 260,962.51 | 78.37 | 0.00 | 72,037.49 |
| 21 5000 000 613 | FISCAL AGENT FEES | 1,000.00 | 0.00 | 0.00 | 0.00 | 0.00 | 1,000.00 |
| | | 1,554,000.00 | 232,661.88 | 1,091,902.51 | 70.26 | 0.00 | 462,097.49 |
| 000 | DISTRICT WIDE | 1,554,000.00 | 232,661.88 | 1,091,902.51 | 70.26 | 0.00 | 462,097.49 |
| 5000 | DEBT SERVICE | 1,554,000.00 | 232,661.88 | 1,091,902.51 | 70.26 | 0.00 | 462,097.49 |
| 6910 | COMBINED CO-CURR ACTIVITIES | | | | | | |
| | | 1,554,000.00 | 232,661.88 | 1,091,902.51 | 70.26 | 0.00 | 462,097.49 |

Expenditure Report by Function
 11/2021

Account Description

000 DISTRICT WIDE

21 6910 000 479 SUPPLIES (NON-CONSUM)

| Current Budget | Expended During Month | Year to Date Expenditures | % of Budget Expended | Outstanding Encumbrances | Uncommitted Funds |
|----------------|-----------------------|---------------------------|----------------------|--------------------------|-------------------|
| 25,000.00 | 0.00 | 2,263.56 | 19.35 | 2,574.00 | 20,162.44 |
| 25,000.00 | 0.00 | 2,263.56 | 19.35 | 2,574.00 | 20,162.44 |
| 25,000.00 | 0.00 | 2,263.56 | 19.35 | 2,574.00 | 20,162.44 |
| 25,000.00 | 0.00 | 2,263.56 | 19.35 | 2,574.00 | 20,162.44 |
| 25,000.00 | 0.00 | 2,263.56 | 19.35 | 2,574.00 | 20,162.44 |

000 DISTRICT WIDE

6910 COMBINED CO-CURR ACTIVITIES

6931 ELEMENTARY MUSIC

000 DISTRICT WIDE

21 6931 000 479 SUPPLIES (NON-CONSUM)

21 6931 000 549 OTHER EQUIPMENT

| | | | | | |
|-----------|------|----------|------|------|------------|
| 25,000.00 | 0.00 | 0.00 | 0.00 | 0.00 | 25,000.00 |
| 0.00 | 0.00 | 1,299.99 | 0.00 | 0.00 | (1,299.99) |
| 25,000.00 | 0.00 | 1,299.99 | 5.20 | 0.00 | 23,700.01 |
| 25,000.00 | 0.00 | 1,299.99 | 5.20 | 0.00 | 23,700.01 |
| 25,000.00 | 0.00 | 1,299.99 | 5.20 | 0.00 | 23,700.01 |
| 25,000.00 | 0.00 | 1,299.99 | 5.20 | 0.00 | 23,700.01 |
| 25,000.00 | 0.00 | 1,299.99 | 5.20 | 0.00 | 23,700.01 |

000 DISTRICT WIDE

6931 ELEMENTARY MUSIC

8110 TRANSFER OUT

000 DISTRICT WIDE

21 8110 000 690 TRANSFER OUT

| | | | | | |
|--------------|------------|--------------|-------|-----------|--------------|
| 300,000.00 | 0.00 | 0.00 | 0.00 | 0.00 | 300,000.00 |
| 300,000.00 | 0.00 | 0.00 | 0.00 | 0.00 | 300,000.00 |
| 300,000.00 | 0.00 | 0.00 | 0.00 | 0.00 | 300,000.00 |
| 300,000.00 | 0.00 | 0.00 | 0.00 | 0.00 | 300,000.00 |
| 300,000.00 | 0.00 | 0.00 | 0.00 | 0.00 | 300,000.00 |
| 300,000.00 | 0.00 | 0.00 | 0.00 | 0.00 | 300,000.00 |
| 7,830,000.00 | 516,171.93 | 3,857,025.48 | 49.50 | 18,941.60 | 3,954,032.92 |

000 DISTRICT WIDE

8110 TRANSFER OUT

21 CAPITAL OUTLAY FUND

| Account Number | Account Description | Current Budget | Expended During Month | Year to Date Expenditures | % of Budget Expended | Outstanding Encumbrances | Uncommitted Funds |
|-------------------------|--------------------------------------|----------------|-----------------------|---------------------------|----------------------|--------------------------|-------------------|
| 22 | SPECIAL EDUCATION FUND | | | | | | |
| 1221 | MILD TO MODERATE DISABILITIES | | | | | | |
| 000 | DISTRICT WIDE | | | | | | |
| 22 1221 000 111 | CERTIFIED SALARIES | 0.00 | 327.58 | 23,331.32 | 0.00 | 0.00 | (23,331.32) |
| 22 1221 000 112 | PARAPROFESSIONAL SALARIES | 170,000.00 | 24,298.49 | 57,033.07 | 33.55 | 0.00 | 112,966.93 |
| 22 1221 000 125 | SUBSTITUTE SALARIES | 6,200.00 | 1,443.01 | 3,930.05 | 63.39 | 0.00 | 2,269.95 |
| 22 1221 000 210 | SOCIAL SECURITY | 13,500.00 | 1,807.96 | 5,528.29 | 40.95 | 0.00 | 7,971.71 |
| 22 1221 000 220 | RETIREMENT | 10,600.00 | 1,477.57 | 4,797.25 | 45.26 | 0.00 | 5,802.75 |
| 22 1221 000 230 | HEALTH INSURANCE | 58,000.00 | 6,633.02 | 14,854.04 | 25.61 | 0.00 | 43,145.96 |
| 22 1221 000 240 | WORKMENS COMPENSATION | 2,100.00 | 116.86 | 340.52 | 16.22 | 0.00 | 1,759.48 |
| 22 1221 000 319 | PROFESSIONAL SERVICES | 2,000.00 | 0.00 | 0.00 | 0.00 | 0.00 | 2,000.00 |
| 22 1221 000 334 | TRAVEL | 1,500.00 | 0.00 | 0.00 | 0.00 | 0.00 | 1,500.00 |
| 22 1221 000 340 | COMMUNICATION | 500.00 | 344.78 | 824.22 | 164.84 | 0.00 | (324.22) |
| 22 1221 000 411 | NON-TECHNOLOGY SUPPLIES | 4,000.00 | 1,572.17 | 3,546.49 | 88.66 | 0.00 | 453.51 |
| 22 1221 000 412 | TECHNOLOGY SUPPLIES | 1,000.00 | 55.00 | 55.00 | 5.50 | 0.00 | 945.00 |
| | | 269,400.00 | 38,076.44 | 114,240.25 | 42.41 | 0.00 | 155,159.75 |
| | | 269,400.00 | 38,076.44 | 114,240.25 | 42.41 | 0.00 | 155,159.75 |
| 000 | DISTRICT WIDE | | | | | | |
| 301 | STATE | | | | | | |
| 22 1221 301 111 | CERTIFIED SALARIES | 423,000.00 | 34,236.27 | 83,971.14 | 19.85 | 0.00 | 339,028.86 |
| 22 1221 301 112 | PARAPROFESSIONAL SALARIES | 75,000.00 | 5,473.52 | 13,499.00 | 18.00 | 0.00 | 61,501.00 |
| 22 1221 301 125 | SUBSTITUTE SALARIES | 6,200.00 | 1,945.59 | 3,033.06 | 48.92 | 0.00 | 3,166.94 |
| 22 1221 301 210 | SOCIAL SECURITY | 38,600.00 | 2,479.53 | 5,715.50 | 14.81 | 0.00 | 32,884.50 |
| 22 1221 301 220 | RETIREMENT | 30,300.00 | 2,382.61 | 5,841.08 | 19.28 | 0.00 | 24,458.92 |
| 22 1221 301 230 | HEALTH INSURANCE | 63,000.00 | 5,907.93 | 14,932.93 | 23.70 | 0.00 | 48,067.07 |
| 22 1221 301 240 | WORKERS' COMPENSATION | 2,100.00 | 134.12 | 316.76 | 15.08 | 0.00 | 1,783.24 |
| 22 1221 301 319 | PROFESSIONAL SERVICES | 2,000.00 | 0.00 | 83.90 | 4.20 | 0.00 | 1,916.10 |
| 22 1221 301 334 | TRAVEL | 1,500.00 | 0.00 | 640.00 | 42.67 | 0.00 | 860.00 |
| 22 1221 301 340 | COMMUNICATION | 500.00 | 0.00 | 0.00 | 0.00 | 0.00 | 500.00 |
| 22 1221 301 411 | NON-TECHNOLOGY SUPPLIES | 4,000.00 | 847.50 | 2,768.90 | 69.22 | 0.00 | 1,231.10 |
| 22 1221 301 412 | TECHNOLOGY SUPPLIES | 1,000.00 | 0.00 | 73.56 | 7.36 | 0.00 | 926.44 |
| | | 647,200.00 | 53,407.07 | 130,875.83 | 20.22 | 0.00 | 516,324.17 |
| | | 647,200.00 | 53,407.07 | 130,875.83 | 20.22 | 0.00 | 516,324.17 |
| 301 | STATE | | | | | | |
| 901 | IDEA PART B-PRIVATE | | | | | | |
| 000 | DISTRICT | | | | | | |
| 005 | HOLY TRINITY | | | | | | |
| 22 1221 901 111 000 005 | CERTIFIED SALARIES | 10,000.00 | 598.09 | 1,794.27 | 17.94 | 0.00 | 8,205.73 |

Expenditure Report by Function

11/2021

| Account Number | Account Description | Current Budget | Expended During Month | Year to Date Expenditures | % of Budget Expended | Outstanding Encumbrances | Uncommitted Funds |
|------------------------------|---------------------------|----------------|-----------------------|---------------------------|----------------------|--------------------------|-------------------|
| 22 1221 901 125 000 005 | SUBSTITUTE SALARIES | 100.00 | 0.00 | 0.00 | 0.00 | 0.00 | 100.00 |
| 22 1221 901 210 000 005 | SOCIAL SECURITY | 800.00 | 44.60 | 133.80 | 16.73 | 0.00 | 666.20 |
| 22 1221 901 220 000 005 | RETIREMENT | 700.00 | 35.89 | 107.67 | 15.38 | 0.00 | 592.33 |
| 22 1221 901 230 000 005 | HEALTH INSURANCE | 1,500.00 | 110.36 | 331.08 | 22.07 | 0.00 | 1,168.92 |
| 22 1221 901 240 000 005 | WORKERS' COMPENSATION | 100.00 | 1.93 | 5.79 | 5.79 | 0.00 | 94.21 |
| 22 1221 901 411 000 005 | NON-TECHNOLOGY SUPPLIES | 3,000.00 | 0.00 | 0.00 | 0.00 | 0.00 | 3,000.00 |
| 22 1221 901 412 000 005 | TECHNOLOGY SUPPLIES | 500.00 | 0.00 | 0.00 | 0.00 | 0.00 | 500.00 |
| 005 HOLY TRINITY | | 16,700.00 | 790.87 | 2,372.61 | 14.21 | 0.00 | 14,327.39 |
| 011 JAMES VALLEY | | | | | | | |
| 22 1221 901 111 000 011 | CERTIFIED SALARIES | 10,000.00 | 598.09 | 1,794.27 | 17.94 | 0.00 | 8,205.73 |
| 22 1221 901 125 000 011 | SUBSTITUTE SALARIES | 100.00 | 0.00 | 0.00 | 0.00 | 0.00 | 100.00 |
| 22 1221 901 210 000 011 | SOCIAL SECURITY | 800.00 | 44.62 | 133.86 | 16.73 | 0.00 | 666.14 |
| 22 1221 901 220 000 011 | RETIREMENT | 700.00 | 35.88 | 107.64 | 15.38 | 0.00 | 592.36 |
| 22 1221 901 230 000 011 | HEALTH INSURANCE | 1,500.00 | 110.34 | 331.02 | 22.07 | 0.00 | 1,168.98 |
| 22 1221 901 240 000 011 | WORKERS' COMPENSATION | 100.00 | 1.92 | 5.76 | 5.76 | 0.00 | 94.24 |
| 22 1221 901 411 000 011 | NON-TECHNOLOGY SUPPLIES | 3,000.00 | 0.00 | 0.00 | 0.00 | 0.00 | 3,000.00 |
| 22 1221 901 412 000 011 | TECHNOLOGY SUPPLIES | 500.00 | 0.00 | 0.00 | 0.00 | 0.00 | 500.00 |
| 011 JAMES VALLEY | | 16,700.00 | 790.85 | 2,372.55 | 14.21 | 0.00 | 14,327.45 |
| 000 DISTRICT | | 33,400.00 | 1,581.72 | 4,745.16 | 14.21 | 0.00 | 28,654.84 |
| 901 IDEA PART B-PRIVATE | | 33,400.00 | 1,581.72 | 4,745.16 | 14.21 | 0.00 | 28,654.84 |
| 902 IDEA BART B | | | | | | | |
| 22 1221 902 111 | CERTIFIED SALARIES | 260,000.00 | 21,022.84 | 63,068.52 | 24.26 | 0.00 | 196,931.48 |
| 22 1221 902 112 | PARAPROFESSIONAL SALARIES | 195,000.00 | 32,686.18 | 63,959.01 | 32.80 | 0.00 | 131,040.99 |
| 22 1221 902 125 | SUBSTITUTE SALARIES | 14,000.00 | 8,117.60 | 8,652.03 | 61.80 | 0.00 | 5,347.97 |
| 22 1221 902 210 | SOCIAL SECURITY | 35,900.00 | 4,518.99 | 9,936.50 | 27.68 | 0.00 | 25,963.50 |
| 22 1221 902 220 | RETIREMENT | 28,200.00 | 3,203.25 | 7,602.40 | 26.96 | 0.00 | 20,597.60 |
| 22 1221 902 230 | HEALTH INSURANCE | 90,000.00 | 10,956.71 | 23,498.67 | 26.11 | 0.00 | 66,501.33 |
| 22 1221 902 240 | WORKERS' COMPENSATION | 2,800.00 | 210.29 | 448.15 | 16.01 | 0.00 | 2,351.85 |
| 902 IDEA BART B | | 625,900.00 | 80,715.86 | 177,165.28 | 28.31 | 0.00 | 448,734.72 |
| 909 18-21 TRANSITION PROGRAM | | 625,900.00 | 80,715.86 | 177,165.28 | 28.31 | 0.00 | 448,734.72 |
| 22 1221 909 111 | CERTIFIED SALARIES | 50,000.00 | 0.00 | 0.00 | 0.00 | 0.00 | 50,000.00 |
| 22 1221 909 112 | PARAPROFESSIONAL SALARIES | 25,000.00 | 0.00 | 0.00 | 0.00 | 0.00 | 25,000.00 |
| 22 1221 909 125 | SUBSTITUTE SALARIES | 5,000.00 | 0.00 | 0.00 | 0.00 | 0.00 | 5,000.00 |
| 22 1221 909 210 | SOCIAL SECURITY | 6,200.00 | 0.00 | 0.00 | 0.00 | 0.00 | 6,200.00 |
| 22 1221 909 220 | RETIREMENT | 4,800.00 | 0.00 | (0.01) | 0.00 | 0.00 | 4,800.01 |
| 22 1221 909 230 | HEALTH INSURANCE | 16,000.00 | 0.00 | 8.66 | 0.05 | 0.00 | 15,991.34 |
| 22 1221 909 240 | WORKERS' COMPENSATION | 1,000.00 | 0.00 | 0.00 | 0.00 | 0.00 | 1,000.00 |

| Account Number | Account Description | Current Budget | Expended During Month | Year to Date Expenditures | % of Budget Expended | Outstanding Encumbrances | Uncommitted Funds |
|------------------------------------|---------------------------|----------------|-----------------------|---------------------------|----------------------|--------------------------|-------------------|
| 22 1221 909 325 | RENTALS | 7,200.00 | 0.00 | 0.00 | 0.00 | 0.00 | 7,200.00 |
| 22 1221 909 334 | TRAVEL | 11,000.00 | 0.00 | 0.00 | 0.00 | 0.00 | 11,000.00 |
| 22 1221 909 340 | COMMUNICATION | 3,000.00 | 0.00 | 0.00 | 0.00 | 0.00 | 3,000.00 |
| 22 1221 909 411 | NON-TECHNOLOGY SUPPLIES | 7,000.00 | 0.00 | 0.00 | 0.00 | 0.00 | 7,000.00 |
| 22 1221 909 412 | TECHNOLOGY SUPPLIES | 1,000.00 | 0.00 | 0.00 | 0.00 | 0.00 | 1,000.00 |
| | | 137,200.00 | 0.00 | 8.65 | 0.01 | 0.00 | 137,191.35 |
| | | 137,200.00 | 0.00 | 8.65 | 0.01 | 0.00 | 137,191.35 |
| 909 18-21 TRANSITION PROGRAM | | 137,200.00 | 0.00 | 8.65 | 0.01 | 0.00 | 137,191.35 |
| 1221 MILD TO MODERATE DISABILITIES | | 1,713,100.00 | 173,781.09 | 427,035.17 | 24.93 | 0.00 | 1,286,064.83 |
| 1222 SEVERE DISABILITIES | | | | | | | |
| 000 DISTRICT WIDE | | | | | | | |
| 22 1222 000 111 | CERTIFIED SALARIES | 158,000.00 | 13,285.75 | 35,676.84 | 22.58 | 0.00 | 122,323.16 |
| 22 1222 000 125 | SUBSTITUTE SALARIES | 6,000.00 | 0.00 | 60.00 | 1.00 | 0.00 | 5,940.00 |
| 22 1222 000 210 | SOCIAL SECURITY | 12,600.00 | 946.56 | 2,524.47 | 20.04 | 0.00 | 10,075.53 |
| 22 1222 000 220 | RETIREMENT | 9,900.00 | 797.15 | 2,139.79 | 21.61 | 0.00 | 7,760.21 |
| 22 1222 000 230 | HEALTH INSURANCE | 36,000.00 | 1,888.05 | 5,615.20 | 15.60 | 0.00 | 30,384.80 |
| 22 1222 000 240 | WORKMENS COMPENSATION | 1,200.00 | 42.78 | 115.06 | 9.59 | 0.00 | 1,084.94 |
| 22 1222 000 319 | PROFESSIONAL SERVICES | 1,000.00 | 0.00 | 0.00 | 0.00 | 0.00 | 1,000.00 |
| 22 1222 000 334 | TRAVEL | 1,000.00 | 0.00 | 0.00 | 0.00 | 0.00 | 1,000.00 |
| 22 1222 000 411 | NON-TECHNOLOGY SUPPLIES | 1,900.00 | 1,038.00 | 1,963.36 | 107.55 | 80.00 | (143.36) |
| 22 1222 000 412 | TECHNOLOGY SUPPLIES | 500.00 | 0.00 | 0.00 | 0.00 | 0.00 | 500.00 |
| | | 228,100.00 | 17,998.29 | 48,094.72 | 21.12 | 80.00 | 179,925.28 |
| | | 228,100.00 | 17,998.29 | 48,094.72 | 21.12 | 80.00 | 179,925.28 |
| 000 DISTRICT WIDE | | 228,100.00 | 17,998.29 | 48,094.72 | 21.12 | 80.00 | 179,925.28 |
| 301 STATE | | | | | | | |
| 22 1222 301 111 | CERTIFIED SALARIES | 280,000.00 | 21,649.41 | 73,178.81 | 26.14 | 0.00 | 206,821.19 |
| 22 1222 301 112 | PARAPROFESSIONAL SALARIES | 810,000.00 | 75,997.67 | 189,769.39 | 23.43 | 0.00 | 620,230.61 |
| 22 1222 301 125 | SUBSTITUTE SALARIES | 34,000.00 | 1,717.18 | 5,695.44 | 16.75 | 0.00 | 28,304.56 |
| 22 1222 301 210 | SOCIAL SECURITY | 86,000.00 | 6,993.68 | 19,321.57 | 22.47 | 0.00 | 66,678.43 |
| 22 1222 301 220 | RETIREMENT | 67,500.00 | 5,858.84 | 15,761.53 | 23.35 | 0.00 | 51,738.47 |
| 22 1222 301 230 | HEALTH INSURANCE | 187,000.00 | 16,973.20 | 36,390.22 | 19.46 | 0.00 | 150,609.78 |
| 22 1222 301 240 | WORKERS' COMPENSATION | 3,000.00 | 350.86 | 942.91 | 31.43 | 0.00 | 2,057.09 |
| 22 1222 301 319 | PROFESSIONAL SERVICES | 3,000.00 | 0.00 | 0.00 | 0.00 | 0.00 | 3,000.00 |
| 22 1222 301 334 | TRAVEL | 19,000.00 | 0.00 | 1,280.00 | 6.74 | 0.00 | 17,720.00 |
| 22 1222 301 340 | COMMUNICATION | 1,000.00 | 344.78 | 824.22 | 82.42 | 0.00 | 175.78 |
| 22 1222 301 411 | NON-TECHNOLOGY SUPPLIES | 10,000.00 | 4,115.70 | 9,764.25 | 97.64 | 0.00 | 235.75 |
| 22 1222 301 412 | TECHNOLOGY SUPPLIES | 2,500.00 | 0.00 | 73.56 | 2.94 | 0.00 | 2,426.44 |
| | | 1,503,000.00 | 134,001.32 | 353,001.90 | 23.49 | 0.00 | 1,149,998.10 |
| | | 1,503,000.00 | 134,001.32 | 353,001.90 | 23.49 | 0.00 | 1,149,998.10 |

| Account Number | Account Description | Current Budget | Expended During Month | Year to Date Expenditures | % of Budget Expended | Outstanding Encumbrances | Uncommitted Funds |
|-----------------|--------------------------------|---------------------|-----------------------|---------------------------|----------------------|--------------------------|---------------------|
| 301 | STATE | 1,503,000.00 | 134,001.32 | 353,001.90 | 23.49 | 0.00 | 1,149,998.10 |
| 902 | IDEA BART B | | | | | | |
| 22 1222 902 111 | CERTIFIED SALARIES | 55,000.00 | 4,454.50 | 13,363.50 | 24.30 | 0.00 | 41,636.50 |
| 22 1222 902 125 | SUBSTITUTE SALARIES | 1,000.00 | 0.00 | 0.00 | 0.00 | 0.00 | 1,000.00 |
| 22 1222 902 210 | SOCIAL SECURITY | 4,300.00 | 312.23 | 965.23 | 22.45 | 0.00 | 3,334.77 |
| 22 1222 902 220 | RETIREMENT | 3,400.00 | 267.27 | 801.81 | 23.58 | 0.00 | 2,598.19 |
| 22 1222 902 230 | HEALTH INSURANCE | 11,000.00 | 886.15 | 2,658.45 | 24.17 | 0.00 | 8,341.55 |
| 22 1222 902 240 | WORKERS' COMPENSATION | 500.00 | 14.34 | 43.02 | 8.60 | 0.00 | 456.98 |
| 22 1222 902 334 | TRAVEL | 200.00 | 0.00 | 0.00 | 0.00 | 0.00 | 200.00 |
| 22 1222 902 340 | COMMUNICATION | 200.00 | 0.00 | 0.00 | 0.00 | 0.00 | 200.00 |
| 22 1222 902 411 | NON-TECHNOLOGY SUPPLIES | 600.00 | 0.00 | 145.41 | 24.24 | 0.00 | 454.59 |
| 22 1222 902 412 | TECHNOLOGY SUPPLIES | 300.00 | 0.00 | 36.78 | 12.26 | 0.00 | 263.22 |
| | | <u>76,500.00</u> | <u>5,934.49</u> | <u>18,014.20</u> | <u>23.55</u> | <u>0.00</u> | <u>58,485.80</u> |
| 902 | IDEA BART B | <u>76,500.00</u> | <u>5,934.49</u> | <u>18,014.20</u> | <u>23.55</u> | <u>0.00</u> | <u>58,485.80</u> |
| 1222 | SEVERE DISABILITIES | <u>76,500.00</u> | <u>5,934.49</u> | <u>18,014.20</u> | <u>23.55</u> | <u>0.00</u> | <u>58,485.80</u> |
| 1224 | RESIDENTIAL PROGRAMS | | | | | | |
| 301 | STATE | | | | | | |
| | | <u>1,807,600.00</u> | <u>157,934.10</u> | <u>419,110.82</u> | <u>23.19</u> | <u>80.00</u> | <u>1,388,409.18</u> |
| 22 1224 301 334 | TRAVEL | 0.00 | 0.00 | 342.30 | 0.00 | 0.00 | (342.30) |
| 22 1224 301 373 | PMTS TO OTHER EDUCATIONAL INST | 102,600.00 | 0.00 | 8,576.40 | 8.36 | 0.00 | 94,023.60 |
| 22 1224 301 391 | RESIDENTIAL SERVICES | 2,000.00 | 0.00 | 150.00 | 7.50 | 0.00 | 1,850.00 |
| | | <u>104,600.00</u> | <u>0.00</u> | <u>9,068.70</u> | <u>8.67</u> | <u>0.00</u> | <u>95,531.30</u> |
| | | <u>104,600.00</u> | <u>0.00</u> | <u>9,068.70</u> | <u>8.67</u> | <u>0.00</u> | <u>95,531.30</u> |
| 301 | STATE | <u>104,600.00</u> | <u>0.00</u> | <u>9,068.70</u> | <u>8.67</u> | <u>0.00</u> | <u>95,531.30</u> |
| 800 | OUR HOME PROGRAMS | | | | | | |
| 22 1224 800 111 | CERTIFIED SALARIES | 54,000.00 | (6,801.43) | 12,126.51 | 22.46 | 0.00 | 41,873.49 |
| 22 1224 800 125 | SUBSTITUTE SALARIES | 1,000.00 | 310.00 | 310.00 | 31.00 | 0.00 | 690.00 |
| 22 1224 800 210 | SOCIAL SECURITY | 4,300.00 | (485.61) | 923.95 | 21.49 | 0.00 | 3,376.05 |
| 22 1224 800 220 | RETIREMENT | 3,300.00 | (408.09) | 727.59 | 22.05 | 0.00 | 2,572.41 |
| 22 1224 800 230 | HEALTH INSURANCE | 11,000.00 | (987.77) | 2,116.95 | 19.25 | 0.00 | 8,883.05 |
| 22 1224 800 240 | WORKMENS COMPENSATION | 500.00 | (20.91) | 40.05 | 8.01 | 0.00 | 459.95 |
| 22 1224 800 340 | COMMUNICATION | 800.00 | 144.78 | 424.22 | 53.03 | 0.00 | 375.78 |
| 22 1224 800 411 | NON-TECHNOLOGY SUPPLIES | 600.00 | 0.00 | 144.87 | 24.15 | 0.00 | 455.13 |
| 22 1224 800 412 | TECHNOLOGY SUPPLIES | 300.00 | 0.00 | 0.00 | 0.00 | 0.00 | 300.00 |
| | | <u>75,800.00</u> | <u>(8,249.03)</u> | <u>16,814.14</u> | <u>22.18</u> | <u>0.00</u> | <u>58,985.86</u> |

| Account Number | Account Description | Current Budget | Expended During Month | Year to Date Expenditures | % of Budget Expended | Outstanding Encumbrances | Uncommitted Funds |
|-----------------|-------------------------------|----------------|-----------------------|---------------------------|----------------------|--------------------------|-------------------|
| 800 | OUR HOME PROGRAMS | 75,800.00 | (8,249.03) | 16,814.14 | 22.18 | 0.00 | 58,985.86 |
| 1224 | RESIDENTIAL PROGRAMS | 75,800.00 | (8,249.03) | 16,814.14 | 22.18 | 0.00 | 58,985.86 |
| 1226 | EARLY CHILDHOOD PROGRAMS | 180,400.00 | (8,249.03) | 25,882.84 | 14.35 | 0.00 | 154,517.16 |
| 000 | DISTRICT WIDE | | | | | | |
| 22 1226 000 111 | CERTIFIED SALARIES | 60,000.00 | 4,980.46 | 16,230.06 | 27.05 | 0.00 | 43,769.94 |
| 22 1226 000 112 | PARAPROFESSIONAL SALARIES | 17,000.00 | 1,956.15 | 4,694.76 | 27.62 | 0.00 | 12,305.24 |
| 22 1226 000 125 | SUBSTITUTE SALARIES | 2,000.00 | 310.00 | 310.00 | 15.50 | 0.00 | 1,690.00 |
| 22 1226 000 210 | SOCIAL SECURITY | 6,100.00 | 554.36 | 1,624.46 | 26.63 | 0.00 | 4,475.54 |
| 22 1226 000 220 | RETIREMENT | 4,800.00 | 416.20 | 1,255.49 | 26.16 | 0.00 | 3,544.51 |
| 22 1226 000 230 | HEALTH INSURANCE | 5,000.00 | 389.83 | 1,175.55 | 23.51 | 0.00 | 3,824.45 |
| 22 1226 000 240 | WORKMENS COMPENSATION | 500.00 | 23.33 | 68.35 | 13.67 | 0.00 | 431.65 |
| 22 1226 000 319 | PROFESSIONAL SERVICES | 200.00 | 6,933.75 | 21,175.54 | 10,587.77 | 0.00 | (20,975.54) |
| 22 1226 000 334 | TRAVEL | 200.00 | 0.00 | 0.00 | 0.00 | 0.00 | 200.00 |
| 22 1226 000 411 | NON-TECHNOLOGY SUPPLIES | 2,400.00 | 0.00 | 615.04 | 25.63 | 0.00 | 1,784.96 |
| 22 1226 000 412 | TECHNOLOGY SUPPLIES | 600.00 | 0.00 | 0.00 | 0.00 | 0.00 | 600.00 |
| 22 1226 000 541 | COMPUTER EQUIPMENT | 0.00 | 0.00 | 0.00 | 0.00 | 0.00 | (1,758.52) |
| 000 | DISTRICT WIDE | 98,800.00 | 15,564.08 | 47,149.25 | 49.50 | 1,758.52 | 49,892.23 |
| 903 | IDEA 619 | 98,800.00 | 15,564.08 | 47,149.25 | 49.50 | 1,758.52 | 49,892.23 |
| 22 1226 903 111 | CERTIFIED SALARIES | 8,400.00 | 804.88 | 2,930.11 | 34.88 | 0.00 | 5,469.89 |
| 22 1226 903 125 | SUBSTITUTE SALARIES | 0.00 | 124.00 | 124.00 | 0.00 | 0.00 | (124.00) |
| 22 1226 903 210 | SOCIAL SECURITY | 700.00 | 71.05 | 233.60 | 33.37 | 0.00 | 466.40 |
| 22 1226 903 220 | RETIREMENT | 600.00 | 48.29 | 175.80 | 29.30 | 0.00 | 424.20 |
| 22 1226 903 230 | HEALTH INSURANCE | 500.00 | 140.46 | 421.38 | 84.28 | 0.00 | 78.62 |
| 22 1226 903 240 | WORKERS' COMPENSATION | 100.00 | 2.99 | 9.84 | 9.84 | 0.00 | 90.16 |
| 22 1226 903 411 | NON-TECHNOLOGY SUPPLIES | 200.00 | 0.00 | 0.00 | 0.00 | 0.00 | 200.00 |
| 22 1226 903 412 | TECHNOLOGY SUPPLIES | 500.00 | 0.00 | 0.00 | 0.00 | 0.00 | 500.00 |
| 903 | IDEA 619 | 11,000.00 | 1,191.67 | 3,894.73 | 35.41 | 0.00 | 7,105.27 |
| 1226 | EARLY CHILDHOOD PROGRAMS | 11,000.00 | 1,191.67 | 3,894.73 | 35.41 | 0.00 | 7,105.27 |
| 1227 | PROLONGED ASSISTANCE PROGRAMS | 11,000.00 | 1,191.67 | 3,894.73 | 35.41 | 0.00 | 7,105.27 |
| 000 | DISTRICT WIDE | 109,800.00 | 16,755.75 | 51,043.98 | 48.09 | 1,758.52 | 56,997.50 |
| 22 1227 000 111 | CERTIFIED SALARIES | 27,000.00 | 2,196.75 | 7,363.45 | 27.27 | 0.00 | 19,636.55 |

| Account Number | Account Description | Current Budget | Expended During Month | Year to Date Expenditures | % of Budget Expended | Outstanding Encumbrances | Uncommitted Funds |
|-----------------|-------------------------------|----------------|-----------------------|---------------------------|----------------------|--------------------------|-------------------|
| 22 1227 000 112 | PARAPROFESSIONAL SALARIES | 7,200.00 | 838.35 | 2,012.04 | 27.95 | 0.00 | 5,187.96 |
| 22 1227 000 125 | SUBSTITUTE SALARIES | 500.00 | 186.00 | 186.00 | 37.20 | 0.00 | 314.00 |
| 22 1227 000 210 | SOCIAL SECURITY | 2,700.00 | 246.43 | 731.49 | 27.09 | 0.00 | 1,968.51 |
| 22 1227 000 220 | RETIREMENT | 2,100.00 | 182.11 | 562.54 | 26.79 | 0.00 | 1,537.46 |
| 22 1227 000 230 | HEALTH INSURANCE | 3,000.00 | 223.89 | 674.27 | 22.48 | 0.00 | 2,325.73 |
| 22 1227 000 240 | WORKMENS COMPENSATION | 200.00 | 10.38 | 30.81 | 15.41 | 0.00 | 169.19 |
| 22 1227 000 319 | PROFESSIONAL SERVICES | 200.00 | 0.00 | 0.00 | 0.00 | 0.00 | 200.00 |
| 22 1227 000 334 | TRAVEL | 1,000.00 | 0.00 | 0.00 | 0.00 | 0.00 | 1,000.00 |
| 22 1227 000 411 | NON-TECHNOLOGY SUPPLIES | 100.00 | 0.00 | 0.00 | 0.00 | 0.00 | 100.00 |
| 22 1227 000 412 | TECHNOLOGY SUPPLIES | 100.00 | 0.00 | 0.00 | 0.00 | 0.00 | 100.00 |
| 000 | DISTRICT WIDE | 44,100.00 | 3,883.91 | 11,560.60 | 26.21 | 0.00 | 32,539.40 |
| 1227 | PROLONGED ASSISTANCE PROGRAMS | 44,100.00 | 3,883.91 | 11,560.60 | 26.21 | 0.00 | 32,539.40 |
| 2113 | SOCIAL WORK SERVICES | 44,100.00 | 3,883.91 | 11,560.60 | 26.21 | 0.00 | 32,539.40 |
| 000 | DISTRICT WIDE | 44,100.00 | 3,883.91 | 11,560.60 | 26.21 | 0.00 | 32,539.40 |
| 22 2113 000 111 | CERTIFIED SALARIES | 16,000.00 | 1,317.49 | 3,952.47 | 24.70 | 0.00 | 12,047.53 |
| 22 2113 000 210 | SOCIAL SECURITY | 1,300.00 | 93.16 | 279.48 | 21.50 | 0.00 | 1,020.52 |
| 22 2113 000 220 | RETIREMENT | 1,000.00 | 79.04 | 237.12 | 23.71 | 0.00 | 762.88 |
| 22 2113 000 230 | HEALTH INSURANCE | 4,000.00 | 292.38 | 877.14 | 21.93 | 0.00 | 3,122.86 |
| 22 2113 000 240 | WORKMENS COMPENSATION | 200.00 | 4.24 | 12.72 | 6.36 | 0.00 | 187.28 |
| 22 2113 000 334 | TRAVEL | 200.00 | 0.00 | 0.00 | 0.00 | 0.00 | 200.00 |
| 22 2113 000 340 | COMMUNICATION | 400.00 | 0.00 | 0.00 | 0.00 | 0.00 | 400.00 |
| 22 2113 000 411 | NON-TECHNOLOGY SUPPLIES | 1,600.00 | 0.00 | 0.00 | 0.00 | 0.00 | 1,600.00 |
| 22 2113 000 412 | TECHNOLOGY SUPPLIES | 400.00 | 0.00 | 0.00 | 0.00 | 0.00 | 400.00 |
| 000 | DISTRICT WIDE | 25,100.00 | 1,786.31 | 5,358.93 | 21.35 | 0.00 | 19,741.07 |
| 2113 | SOCIAL WORK SERVICES | 25,100.00 | 1,786.31 | 5,358.93 | 21.35 | 0.00 | 19,741.07 |
| 2134 | NURSE SERVICES | 25,100.00 | 1,786.31 | 5,358.93 | 21.35 | 0.00 | 19,741.07 |
| 301 | STATE | 25,100.00 | 1,786.31 | 5,358.93 | 21.35 | 0.00 | 19,741.07 |
| 22 2134 301 111 | CERTIFIED SALARIES | 78,000.00 | 6,750.40 | 20,351.20 | 26.09 | 0.00 | 57,648.80 |
| 22 2134 301 125 | SUBSTITUTE SALARIES | 0.00 | 1,492.50 | 2,895.00 | 0.00 | 0.00 | (2,895.00) |
| 22 2134 301 210 | SOCIAL SECURITY | 6,000.00 | 540.61 | 1,508.42 | 25.14 | 0.00 | 4,491.58 |
| 22 2134 301 220 | RETIREMENT | 4,700.00 | 370.36 | 1,117.09 | 23.77 | 0.00 | 3,582.91 |
| 22 2134 301 230 | HEALTH INSURANCE | 18,000.00 | 1,493.11 | 4,479.33 | 24.89 | 0.00 | 13,520.67 |
| 22 2134 301 240 | WORKERS' COMPENSATION | 500.00 | 26.54 | 74.84 | 14.97 | 0.00 | 425.16 |
| 22 2134 301 334 | TRAVEL | 1,000.00 | 0.00 | 0.00 | 0.00 | 0.00 | 1,000.00 |

| Account Number | Account Description | Current Budget | Expended During Month | Year to Date Expenditures | % of Budget Expended | Outstanding Encumbrances | Uncommitted Funds |
|--|---------------------------|----------------|-----------------------|---------------------------|----------------------|--------------------------|-------------------|
| 22 2134 301 340 | COMMUNICATION | 600.00 | 22.39 | 112.11 | 18.69 | 0.00 | 487.89 |
| 22 2134 301 411 | NON-TECHNOLOGY SUPPLIES | 1,200.00 | 0.00 | 0.00 | 0.00 | 0.00 | 1,200.00 |
| 22 2134 301 412 | TECHNOLOGY SUPPLIES | 400.00 | 0.00 | 0.00 | 0.00 | 0.00 | 400.00 |
| | | 110,400.00 | 10,695.91 | 30,537.99 | 27.66 | 0.00 | 79,862.01 |
| 301 STATE | | 110,400.00 | 10,695.91 | 30,537.99 | 27.66 | 0.00 | 79,862.01 |
| 2134 NURSE SERVICES | | 110,400.00 | 10,695.91 | 30,537.99 | 27.66 | 0.00 | 79,862.01 |
| 2142 PSYCHOLOGICAL TESTING SERVICES | | | | | | | |
| 000 DISTRICT WIDE | | | | | | | |
| 22 2142 000 111 | CERTIFIED SALARIES | 116,000.00 | 10,955.50 | 32,866.50 | 28.33 | 0.00 | 83,133.50 |
| 22 2142 000 210 | SOCIAL SECURITY | 8,900.00 | 832.54 | 2,497.62 | 28.06 | 0.00 | 6,402.38 |
| 22 2142 000 220 | RETIREMENT | 7,000.00 | 657.33 | 1,971.99 | 28.17 | 0.00 | 5,028.01 |
| 22 2142 000 230 | HEALTH INSURANCE | 28,000.00 | 1,585.20 | 5,263.40 | 18.80 | 0.00 | 22,736.60 |
| 22 2142 000 240 | WORKERS' COMPENSATION | 500.00 | 35.27 | 105.81 | 21.16 | 0.00 | 394.19 |
| 22 2142 000 319 | PROFESSIONAL SERVICES | 1,000.00 | 0.00 | 0.00 | 0.00 | 0.00 | 1,000.00 |
| 22 2142 000 334 | TRAVEL | 500.00 | 160.88 | 335.88 | 67.18 | 0.00 | 164.12 |
| 22 2142 000 411 | NON-TECHNOLOGY SUPPLIES | 6,400.00 | 297.06 | 1,424.44 | 22.26 | 0.00 | 4,975.56 |
| 22 2142 000 412 | TECHNOLOGY SUPPLIES | 1,600.00 | 218.12 | 343.12 | 21.45 | 0.00 | 1,256.88 |
| | | 169,900.00 | 14,741.90 | 44,808.76 | 26.37 | 0.00 | 125,091.24 |
| 000 DISTRICT WIDE | | 169,900.00 | 14,741.90 | 44,808.76 | 26.37 | 0.00 | 125,091.24 |
| 2142 PSYCHOLOGICAL TESTING SERVICES | | 169,900.00 | 14,741.90 | 44,808.76 | 26.37 | 0.00 | 125,091.24 |
| 2159 OTHER SPEECH PATHOLOGY & AUDIO | | | | | | | |
| 000 DISTRICT WIDE | | | | | | | |
| 22 2159 000 111 | CERTIFIED SALARIES | 245,000.00 | 11,992.58 | 35,977.74 | 14.68 | 0.00 | 209,022.26 |
| 22 2159 000 112 | PARAPROFESSIONAL SALARIES | 160,000.00 | 22,417.59 | 53,647.34 | 33.53 | 0.00 | 106,352.66 |
| 22 2159 000 125 | SUBSTITUTE SALARIES | 3,000.00 | 0.00 | 0.00 | 0.00 | 0.00 | 3,000.00 |
| 22 2159 000 210 | SOCIAL SECURITY | 31,300.00 | 2,420.30 | 6,338.44 | 20.25 | 0.00 | 24,961.56 |
| 22 2159 000 220 | RETIREMENT | 24,500.00 | 2,064.61 | 5,377.49 | 21.95 | 0.00 | 19,122.51 |
| 22 2159 000 230 | GROUP HEALTH/LIFE INS. | 52,000.00 | 4,165.27 | 10,476.51 | 20.15 | 0.00 | 41,523.49 |
| 22 2159 000 240 | WORKERS COMPENSATION | 2,000.00 | 110.80 | 288.58 | 14.43 | 0.00 | 1,711.42 |
| 22 2159 000 319 | PROFESSIONAL SERVICES | 130,000.00 | 15,119.80 | 51,266.38 | 39.44 | 0.00 | 78,733.62 |
| 22 2159 000 323 | REPAIRS & MTNCE | 800.00 | 600.00 | 790.00 | 98.75 | 0.00 | 10.00 |
| 22 2159 000 334 | TRAVEL | 1,500.00 | 0.00 | 0.00 | 0.00 | 0.00 | 1,500.00 |
| 22 2159 000 340 | COMMUNICATIONS | 0.00 | 120.00 | 240.00 | 0.00 | 0.00 | (240.00) |
| 22 2159 000 411 | NON-TECHNOLOGY SUPPLIES | 4,800.00 | 0.00 | 3,039.68 | 63.33 | 0.00 | 1,760.32 |
| 22 2159 000 412 | TECHNOLOGY SUPPLIES | 1,200.00 | 482.50 | 617.25 | 51.44 | 0.00 | 582.75 |
| | | 656,100.00 | 59,493.45 | 168,059.41 | 25.61 | 0.00 | 488,040.59 |

Expenditure Report by Function
 11/2021

| Account Description | Current Budget | Expended During Month | Year to Date Expenditures | % of Budget Expended | Outstanding Encumbrances | Uncommitted Funds |
|-------------------------------------|----------------|-----------------------|---------------------------|----------------------|--------------------------|-------------------|
| 000 DISTRICT WIDE | 656,100.00 | 59,493.45 | 168,059.41 | 25.61 | 0.00 | 488,040.59 |
| 902 IDEA BART B | 656,100.00 | 59,493.45 | 168,059.41 | 25.61 | 0.00 | 488,040.59 |
| 000 DISTRICT | | | | | | |
| 005 HOLY TRINITY | | | | | | |
| 22 2159 902 111 000 005 | 10,000.00 | 0.00 | 0.00 | 0.00 | 0.00 | 10,000.00 |
| 22 2159 902 125 000 005 | 100.00 | 0.00 | 0.00 | 0.00 | 0.00 | 100.00 |
| 22 2159 902 210 000 005 | 800.00 | 0.00 | 0.00 | 0.00 | 0.00 | 800.00 |
| 22 2159 902 220 000 005 | 700.00 | 0.00 | 0.00 | 0.00 | 0.00 | 700.00 |
| 22 2159 902 230 000 005 | 100.00 | 0.00 | 0.00 | 0.00 | 0.00 | 100.00 |
| 22 2159 902 240 000 005 | 200.00 | 0.00 | 0.00 | 0.00 | 0.00 | 200.00 |
| 22 2159 902 411 000 005 | 500.00 | 0.00 | 0.00 | 0.00 | 0.00 | 500.00 |
| 005 HOLY TRINITY | 12,400.00 | 0.00 | 0.00 | 0.00 | 0.00 | 12,400.00 |
| 011 JAMES VALLEY | | | | | | |
| 22 2159 902 111 000 011 | 10,000.00 | 0.00 | 0.00 | 0.00 | 0.00 | 10,000.00 |
| 22 2159 902 125 000 011 | 100.00 | 0.00 | 0.00 | 0.00 | 0.00 | 100.00 |
| 22 2159 902 210 000 011 | 800.00 | 0.00 | 0.00 | 0.00 | 0.00 | 800.00 |
| 22 2159 902 220 000 011 | 700.00 | 0.00 | 0.00 | 0.00 | 0.00 | 700.00 |
| 22 2159 902 230 000 011 | 100.00 | 0.00 | 0.00 | 0.00 | 0.00 | 100.00 |
| 22 2159 902 240 000 011 | 200.00 | 0.00 | 0.00 | 0.00 | 0.00 | 200.00 |
| 22 2159 902 411 000 011 | 500.00 | 0.00 | 0.00 | 0.00 | 0.00 | 500.00 |
| 011 JAMES VALLEY | 12,400.00 | 0.00 | 0.00 | 0.00 | 0.00 | 12,400.00 |
| 000 DISTRICT | 24,800.00 | 0.00 | 0.00 | 0.00 | 0.00 | 24,800.00 |
| 902 IDEA BART B | 24,800.00 | 0.00 | 0.00 | 0.00 | 0.00 | 24,800.00 |
| 2159 OTHER SPEECH PATHOLOGY & AUDIO | 680,900.00 | 59,493.45 | 168,059.41 | 24.68 | 0.00 | 512,840.59 |
| 2171 PHYSICAL THERAPY | | | | | | |
| 000 DISTRICT WIDE | | | | | | |
| 22 2171 000 319 | 68,000.00 | 10,379.80 | 40,591.30 | 59.69 | 0.00 | 27,408.70 |
| 22 2171 000 334 | 200.00 | 0.00 | 0.00 | 0.00 | 0.00 | 200.00 |
| 22 2171 000 411 | 500.00 | 0.00 | 488.58 | 97.72 | 0.00 | 11.42 |
| 22 2171 000 411 | 68,700.00 | 10,379.80 | 41,079.88 | 59.80 | 0.00 | 27,620.12 |
| 000 DISTRICT WIDE | 68,700.00 | 10,379.80 | 41,079.88 | 59.80 | 0.00 | 27,620.12 |
| 2171 PHYSICAL THERAPY | 68,700.00 | 10,379.80 | 41,079.88 | 59.80 | 0.00 | 27,620.12 |
| 2172 OCCUPATIONAL THERAPY | | | | | | |
| 000 DISTRICT WIDE | 68,700.00 | 10,379.80 | 41,079.88 | 59.80 | 0.00 | 27,620.12 |
| 2171 PHYSICAL THERAPY | 68,700.00 | 10,379.80 | 41,079.88 | 59.80 | 0.00 | 27,620.12 |

11/2021

User ID: PLB

| Account Number | Account Description | Current Budget | Expended During Month | Year to Date Expenditures | % of Budget Expended | Outstanding Encumbrances | Uncommitted Funds |
|-----------------|-------------------------------|----------------|-----------------------|---------------------------|----------------------|--------------------------|-------------------|
| 22 2172 000 111 | CERTIFIED SALARIES | 66,000.00 | 5,097.00 | 15,291.00 | 23.17 | 0.00 | 50,709.00 |
| 22 2172 000 112 | PARAPROFESSIONAL SALARIES | 32,000.00 | 4,175.20 | 10,388.75 | 32.46 | 0.00 | 21,611.25 |
| 22 2172 000 210 | SOCIAL SECURITY | 5,100.00 | 693.71 | 1,910.61 | 37.46 | 0.00 | 3,189.39 |
| 22 2172 000 220 | RETIREMENT | 4,000.00 | 556.33 | 1,540.78 | 38.52 | 0.00 | 2,459.22 |
| 22 2172 000 230 | HEALTH INSURANCE | 8,400.00 | 705.23 | 2,166.07 | 25.79 | 0.00 | 6,233.93 |
| 22 2172 000 240 | WORKMENS COMPENSATION | 500.00 | 29.85 | 82.67 | 16.53 | 0.00 | 417.33 |
| 22 2172 000 319 | PROFESSIONAL SERVICES | 0.00 | 0.00 | 3,077.84 | 0.00 | 0.00 | (3,077.84) |
| 22 2172 000 334 | TRAVEL | 500.00 | 0.00 | 0.00 | 0.00 | 0.00 | 500.00 |
| 22 2172 000 411 | NON-TECHNOLOGY SUPPLIES | 1,600.00 | 0.00 | 466.91 | 29.18 | 0.00 | 1,133.09 |
| 22 2172 000 412 | TECHNOLOGY SUPPLIES | 400.00 | 0.00 | 0.00 | 0.00 | 0.00 | 400.00 |
| 000 | DISTRICT WIDE | 118,500.00 | 11,257.32 | 34,924.63 | 29.47 | 0.00 | 83,575.37 |
| 2172 | OCCUPATIONAL THERAPY | 118,500.00 | 11,257.32 | 34,924.63 | 29.47 | 0.00 | 83,575.37 |
| 2213 | INST STAFF TRAINING (IN-SERV) | 118,500.00 | 11,257.32 | 34,924.63 | 29.47 | 0.00 | 83,575.37 |
| 000 | DISTRICT WIDE | 118,500.00 | 11,257.32 | 34,924.63 | 29.47 | 0.00 | 83,575.37 |
| 22 2213 000 111 | CERTIFIED SALARIES | 2,000.00 | 0.00 | 0.00 | 0.00 | 0.00 | 2,000.00 |
| 22 2213 000 210 | SOCIAL SECURITY | 100.00 | 0.00 | 0.00 | 0.00 | 0.00 | 100.00 |
| 22 2213 000 220 | RETIREMENT | 100.00 | 0.00 | 0.00 | 0.00 | 0.00 | 100.00 |
| 22 2213 000 240 | WORKMENS COMPENSATION | 100.00 | 0.00 | 0.00 | 0.00 | 0.00 | 100.00 |
| 22 2213 000 319 | PROFESSIONAL SERVICES | 4,700.00 | 0.00 | 1,373.80 | 29.23 | 0.00 | 3,326.20 |
| 22 2213 000 334 | TRAVEL | 2,000.00 | 0.00 | 0.00 | 0.00 | 0.00 | 2,000.00 |
| 22 2213 000 411 | NON-TECHNOLOGY SUPPLIES | 1,200.00 | 53.99 | 53.99 | 4.50 | 0.00 | 1,146.01 |
| 22 2213 000 412 | TECHNOLOGY SUPPLIES | 300.00 | 0.00 | 90.00 | 30.00 | 0.00 | 210.00 |
| 22 2213 000 420 | TEXTBOOKS | 500.00 | 0.00 | 300.00 | 60.00 | 0.00 | 200.00 |
| 000 | DISTRICT WIDE | 11,000.00 | 53.99 | 1,817.79 | 16.53 | 0.00 | 9,182.21 |
| 2213 | INST STAFF TRAINING (IN-SERV) | 11,000.00 | 53.99 | 1,817.79 | 16.53 | 0.00 | 9,182.21 |
| 2710 | SPED OFFICE OF PRINCIPALS | 11,000.00 | 53.99 | 1,817.79 | 16.53 | 0.00 | 9,182.21 |
| 000 | DISTRICT WIDE | 11,000.00 | 53.99 | 1,817.79 | 16.53 | 0.00 | 9,182.21 |
| 22 2710 000 113 | ADMINISTRATIVE SALARIES | 88,000.00 | 7,500.00 | 37,500.00 | 42.61 | 0.00 | 50,500.00 |
| 22 2710 000 114 | CLASSIFIED SALARIES | 41,000.00 | 3,461.51 | 17,307.55 | 42.21 | 0.00 | 23,692.45 |
| 22 2710 000 210 | SOCIAL SECURITY | 9,900.00 | 815.53 | 4,077.65 | 41.19 | 0.00 | 5,822.35 |
| 22 2710 000 220 | RETIREMENT | 7,800.00 | 657.69 | 3,288.45 | 42.16 | 0.00 | 4,511.55 |
| 22 2710 000 230 | HEALTH INSURANCE | 22,000.00 | 1,441.18 | 7,205.90 | 32.75 | 0.00 | 14,794.10 |
| 22 2710 000 240 | WORKERS' COMPENSATION | 1,000.00 | 35.30 | 176.50 | 17.65 | 0.00 | 823.50 |
| 22 2710 000 319 | PROFESSIONAL SERVICES | 500.00 | 0.00 | 410.00 | 82.00 | 0.00 | 90.00 |

| Account Number | Account Description | Current Budget | Expended During Month | Year to Date Expenditures | % of Budget Expended | Outstanding Encumbrances | Uncommitted Funds |
|-----------------|---------------------------------|----------------|-----------------------|---------------------------|----------------------|--------------------------|-------------------|
| 22 2710 000 323 | REPAIRS & MTNCE | 1,500.00 | 0.00 | 2,006.12 | 133.74 | 0.00 | (506.12) |
| 22 2710 000 334 | TRAVEL | 1,000.00 | 0.00 | 0.00 | 0.00 | 0.00 | 1,000.00 |
| 22 2710 000 340 | COMMUNICATION | 2,000.00 | 444.78 | 1,043.49 | 52.17 | 0.00 | 956.51 |
| 22 2710 000 411 | NON-TECHNOLOGY SUPPLIES | 4,600.00 | 14.46 | 2,933.87 | 63.78 | 0.00 | 1,666.13 |
| 22 2710 000 412 | TECHNOLOGY SUPPLIES | 1,000.00 | 38.19 | 1,107.94 | 110.79 | 0.00 | (107.94) |
| 22 2710 000 640 | DUES AND FEES | 1,000.00 | 0.00 | 518.00 | 51.80 | 0.00 | 482.00 |
| 000 | DISTRICT WIDE | 181,300.00 | 14,408.64 | 77,575.47 | 42.79 | 0.00 | 103,724.53 |
| 2710 | SPED OFFICE OF PRINCIPALS | 181,300.00 | 14,408.64 | 77,575.47 | 42.79 | 0.00 | 103,724.53 |
| 2730 | SPED VEHICLE OPERATION SERVICES | 181,300.00 | 14,408.64 | 77,575.47 | 42.79 | 0.00 | 103,724.53 |
| 000 | DISTRICT WIDE | 181,300.00 | 14,408.64 | 77,575.47 | 42.79 | 0.00 | 103,724.53 |
| 22 2730 000 114 | CLASSIFIED SALARIES | 94,000.00 | 2,227.63 | 24,687.50 | 26.26 | 0.00 | 69,312.50 |
| 22 2730 000 125 | SUBSTITUTE SALARIES | 0.00 | 637.50 | 2,824.92 | 0.00 | 0.00 | (2,824.92) |
| 22 2730 000 210 | SOCIAL SECURITY | 7,200.00 | 205.20 | 2,077.18 | 28.85 | 0.00 | 5,122.82 |
| 22 2730 000 220 | RETIREMENT | 5,700.00 | 75.16 | 1,401.90 | 24.59 | 0.00 | 4,298.10 |
| 22 2730 000 230 | HEALTH INSURANCE | 200.00 | (845.54) | 1,125.83 | 562.92 | 0.00 | (925.83) |
| 22 2730 000 240 | WORKERS' COMPENSATION | 3,000.00 | 130.08 | 408.70 | 13.62 | 0.00 | 2,591.30 |
| 22 2730 000 332 | MILEAGE PAID TO PARENTS | 2,100.00 | 0.00 | 0.00 | 0.00 | 0.00 | 2,100.00 |
| 000 | DISTRICT WIDE | 112,200.00 | 2,430.03 | 32,526.03 | 28.99 | 0.00 | 79,673.97 |
| 2730 | SPED VEHICLE OPERATION SERVICES | 112,200.00 | 2,430.03 | 32,526.03 | 28.99 | 0.00 | 79,673.97 |
| 22 | SPECIAL EDUCATION FUND | 5,333,000.00 | 469,353.17 | 1,371,322.30 | 25.75 | 1,838.52 | 3,959,839.18 |

11/2021

User ID: PLB

Account Number Account Description Current Budget Expended During Month Year to Date Expenditures % of Budget Expended Outstanding Encumbrances Uncommitted Funds

32 BOND REDEMPTION FUND-ELEMENTARY

5000 DEBT SERVICE

000 DISTRICT WIDE

| | | | | | | | |
|-----------------|---------------------------------|---------------------|---------------|-------------------|--------------|-------------|-------------------|
| 32 5000 000 611 | REDEMPTION OF PRINCIPAL | 605,000.00 | 0.00 | 300,000.00 | 49.59 | 0.00 | 305,000.00 |
| 32 5000 000 612 | INTEREST | 817,000.00 | 0.00 | 411,093.75 | 50.32 | 0.00 | 405,906.25 |
| 32 5000 000 613 | FISCAL AGENT FEES | 1,000.00 | 750.00 | 750.00 | 75.00 | 0.00 | 250.00 |
| | | <u>1,423,000.00</u> | <u>750.00</u> | <u>711,843.75</u> | <u>50.02</u> | <u>0.00</u> | <u>711,156.25</u> |
| | | <u>1,423,000.00</u> | <u>750.00</u> | <u>711,843.75</u> | <u>50.02</u> | <u>0.00</u> | <u>711,156.25</u> |
| 000 | DISTRICT WIDE | <u>1,423,000.00</u> | <u>750.00</u> | <u>711,843.75</u> | <u>50.02</u> | <u>0.00</u> | <u>711,156.25</u> |
| 5000 | DEBT SERVICE | <u>1,423,000.00</u> | <u>750.00</u> | <u>711,843.75</u> | <u>50.02</u> | <u>0.00</u> | <u>711,156.25</u> |
| 32 | BOND REDEMPTION FUND-ELEMENTARY | <u>1,423,000.00</u> | <u>750.00</u> | <u>711,843.75</u> | <u>50.02</u> | <u>0.00</u> | <u>711,156.25</u> |

| Account Number | Account Description | Current Budget | Expended During Month | Year to Date Expenditures | % of Budget Expended | Outstanding Encumbrances | Uncommitted Funds |
|-----------------|-----------------------------------|---------------------|-----------------------|---------------------------|----------------------|--------------------------|---------------------|
| 51 | SCHOOL NUTRITION FUND | | | | | | |
| 2569 | FOOD SERVICES | | | | | | |
| 000 | DISTRICT WIDE | | | | | | |
| 51 2569 000 112 | REGULAR SALARY | 0.00 | 63,167.22 | 235,096.40 | 0.00 | 0.00 | (235,096.40) |
| 51 2569 000 113 | DIRECTOR SALARY | 0.00 | 5,595.50 | 27,572.71 | 0.00 | 0.00 | (27,572.71) |
| 51 2569 000 114 | TEAM LEADER SALARY | 700,000.00 | 6,973.28 | 27,429.80 | 3.92 | 0.00 | 672,570.20 |
| 51 2569 000 120 | TEMPORARY SALARIES | 0.00 | 5,616.40 | 15,384.01 | 0.00 | 0.00 | (15,384.01) |
| 51 2569 000 130 | OVERTIME SALARIES | 1,000.00 | 94.22 | 281.55 | 28.16 | 0.00 | 718.45 |
| 51 2569 000 210 | SOCIAL SECURITY | 53,700.00 | 5,675.52 | 21,571.29 | 40.17 | 0.00 | 32,128.71 |
| 51 2569 000 220 | RETIREMENT | 42,100.00 | 4,307.30 | 15,673.25 | 37.23 | 0.00 | 26,426.75 |
| 51 2569 000 230 | HEALTH INSURANCE | 115,000.00 | 16,406.53 | 45,810.02 | 39.83 | 0.00 | 69,189.98 |
| 51 2569 000 240 | WORKERS COMPENSATION | 30,000.00 | 1,340.58 | 3,845.28 | 12.82 | 0.00 | 26,154.72 |
| 51 2569 000 319 | PROFESSIONAL SERVICES | 500.00 | 0.00 | 0.00 | 0.00 | 0.00 | 500.00 |
| 51 2569 000 321 | WATER, SEWER, ETC | 2,000.00 | 159.40 | 473.00 | 23.65 | 0.00 | 1,527.00 |
| 51 2569 000 322 | LAUNDRY | 500.00 | 0.00 | 226.36 | 45.27 | 0.00 | 273.64 |
| 51 2569 000 323 | REPAIRS & MAINTENANCE | 20,000.00 | 2,060.87 | 19,417.49 | 97.09 | 0.00 | 582.51 |
| 51 2569 000 334 | TRAVEL | 4,000.00 | 46.20 | 47.50 | 1.19 | 0.00 | 3,952.50 |
| 51 2569 000 340 | COMMUNICATION | 1,000.00 | 89.56 | 448.44 | 44.84 | 0.00 | 551.56 |
| 51 2569 000 411 | KITCHEN SUPPLY PAPER | 45,000.00 | 13.36 | 15,306.03 | 34.01 | 0.00 | 29,693.97 |
| 51 2569 000 413 | MOTOR FUEL | 0.00 | 329.30 | 684.76 | 0.00 | 0.00 | (684.76) |
| 51 2569 000 419 | OFFICE SUPPLIES | 0.00 | 0.00 | 596.84 | 0.00 | 0.00 | (596.84) |
| 51 2569 000 461 | FOOD PURCHASES-LUNCH | 522,900.00 | (11,665.86) | 144,754.77 | 27.68 | 0.00 | 378,145.23 |
| 51 2569 000 462 | COMMODITIES | 93,000.00 | 0.00 | 32,146.36 | 34.57 | 0.00 | 60,853.64 |
| 51 2569 000 472 | COMPUTER EQUIP/SUPPLIES (NON CAP) | 1,000.00 | 0.00 | 0.00 | 0.00 | 0.00 | 1,000.00 |
| 51 2569 000 479 | SUPPLIES (NON-CONSUM) | 0.00 | 441.00 | 1,989.09 | 0.00 | 0.00 | (1,989.09) |
| 51 2569 000 640 | DUES AND FEES | 0.00 | 140.50 | 140.50 | 0.00 | 0.00 | (140.50) |
| 51 2569 000 910 | DEPRECIATION | 42,000.00 | 0.00 | 4,700.00 | 11.19 | 0.00 | 37,300.00 |
| | | <u>1,673,700.00</u> | <u>100,790.88</u> | <u>613,595.45</u> | <u>36.66</u> | <u>0.00</u> | <u>1,060,104.55</u> |
| | | <u>1,673,700.00</u> | <u>100,790.88</u> | <u>613,595.45</u> | <u>36.66</u> | <u>0.00</u> | <u>1,060,104.55</u> |
| 000 | DISTRICT WIDE | <u>1,673,700.00</u> | <u>100,790.88</u> | <u>613,595.45</u> | <u>36.66</u> | <u>0.00</u> | <u>1,060,104.55</u> |
| 490 | SUMMER FEEDING PROGRAM | | | | | | |
| 51 2569 490 112 | REGULAR SALARIES | 0.00 | 0.00 | 7,647.18 | 0.00 | 0.00 | (7,647.18) |
| 51 2569 490 114 | TEAM LEADER SALARY | 30,000.00 | 0.00 | 7,436.60 | 24.79 | 0.00 | 22,563.40 |
| 51 2569 490 210 | SOCIAL SECURITY | 2,300.00 | 0.00 | 1,104.45 | 48.02 | 0.00 | 1,195.55 |
| 51 2569 490 220 | RETIREMENT | 1,800.00 | 0.00 | 915.85 | 50.88 | 0.00 | 884.15 |
| 51 2569 490 230 | HEALTH INSURANCE | 1,600.00 | 0.00 | 1,706.68 | 106.67 | 0.00 | (106.68) |
| 51 2569 490 240 | WORKERS' COMPENSATION | 1,000.00 | 0.00 | 454.98 | 45.50 | 0.00 | 545.02 |
| 51 2569 490 411 | KITCHEN SUPPLY-PAPER | 1,000.00 | 0.00 | 0.00 | 0.00 | 0.00 | 1,000.00 |

Expenditure Report by Function
11/2021

| Account Number | Account Description | Current Budget | Expended During Month | Year to Date Expenditures | % of Budget Expended | Outstanding Encumbrances | Uncommitted Funds |
|-----------------|------------------------|----------------|-----------------------|---------------------------|----------------------|--------------------------|-------------------|
| 51 2569 490 461 | FOOD PURCHASES-LUNCH | 29,600.00 | 0.00 | 0.00 | 0.00 | 0.00 | 29,600.00 |
| 51 2569 490 462 | COMMODITIES | 4,000.00 | 0.00 | 0.00 | 0.00 | 0.00 | 4,000.00 |
| | | 71,300.00 | 0.00 | 19,265.74 | 27.02 | 0.00 | 52,034.26 |
| 490 | SUMMER FEEDING PROGRAM | 71,300.00 | 0.00 | 19,265.74 | 27.02 | 0.00 | 52,034.26 |
| 2569 | FOOD SERVICES | 1,745,000.00 | 100,790.88 | 632,861.19 | 36.27 | 0.00 | 1,112,138.81 |
| 51 | SCHOOL NUTRITION FUND | 1,745,000.00 | 100,790.88 | 632,861.19 | 36.27 | 0.00 | 1,112,138.81 |

| Account Number | Account Description | Current Budget | Expended During Month | Year to Date Expenditures | % of Budget Expended | Outstanding Encumbrances | Uncommitted Funds |
|-----------------|---------------------------------|-------------------|-----------------------|---------------------------|----------------------|--------------------------|-------------------|
| 53 | ENTERPRISE FUND | | | | | | |
| 2569 | FOOD SERVICES | | | | | | |
| 000 | DISTRICT WIDE | | | | | | |
| 53 2569 000 112 | REGULAR SALARY | 0.00 | 3,066.78 | 8,750.85 | 0.00 | 0.00 | (8,750.85) |
| 53 2569 000 114 | CLASSIFIED SALARIES | 43,600.00 | 0.00 | 0.00 | 0.00 | 0.00 | 43,600.00 |
| 53 2569 000 130 | OVERTIME SALARIES | 2,500.00 | 0.00 | 0.00 | 0.00 | 0.00 | 2,500.00 |
| 53 2569 000 210 | SOCIAL SECURITY | 3,600.00 | 234.59 | 669.38 | 18.59 | 0.00 | 2,930.62 |
| 53 2569 000 220 | RETIREMENT | 900.00 | 0.00 | 2.75 | 0.31 | 0.00 | 897.25 |
| 53 2569 000 240 | WORKMENS COMPENSATION | 2,000.00 | 51.06 | 144.22 | 7.21 | 0.00 | 1,855.78 |
| 53 2569 000 323 | REPAIRS & MTNCE | 1,500.00 | 0.00 | 1,624.56 | 108.30 | 0.00 | (124.56) |
| 53 2569 000 340 | COMMUNICATION | 500.00 | 44.78 | 224.22 | 44.84 | 0.00 | 275.78 |
| 53 2569 000 411 | KITCHEN SUPPLY-PAPER | 4,000.00 | 0.00 | 0.00 | 0.00 | 0.00 | 4,000.00 |
| 53 2569 000 461 | PURCHASED FOOD | 48,400.00 | 0.00 | 0.00 | 0.00 | 0.00 | 48,400.00 |
| 53 2569 000 499 | MISCELLANEOUS | 0.00 | 79.88 | 79.88 | 0.00 | 0.00 | (79.88) |
| 53 2569 000 910 | DEPRECIATION-LOCAL FUNDS | 3,000.00 | 0.00 | 0.00 | 0.00 | 0.00 | 3,000.00 |
| | | <u>110,000.00</u> | <u>3,477.09</u> | <u>11,495.86</u> | <u>10.45</u> | <u>0.00</u> | <u>98,504.14</u> |
| 000 | DISTRICT WIDE | <u>110,000.00</u> | <u>3,477.09</u> | <u>11,495.86</u> | <u>10.45</u> | <u>0.00</u> | <u>98,504.14</u> |
| 2569 | FOOD SERVICES | <u>110,000.00</u> | <u>3,477.09</u> | <u>11,495.86</u> | <u>10.45</u> | <u>0.00</u> | <u>98,504.14</u> |
| 3900 | OTHER COMMUNITY SERVICES | | | | | | |
| 953 | DRIVER'S ED | | | | | | |
| 53 3900 953 111 | CERTIFIED SALARIES | 27,500.00 | 0.00 | 21,617.08 | 78.61 | 0.00 | 5,882.92 |
| 53 3900 953 210 | SOCIAL SECURITY | 2,200.00 | 0.00 | 1,653.70 | 75.17 | 0.00 | 546.30 |
| 53 3900 953 220 | RETIREMENT | 1,700.00 | 0.00 | 1,297.03 | 76.30 | 0.00 | 402.97 |
| 53 3900 953 240 | WORKERS' COMPENSATION | 500.00 | 0.00 | 69.60 | 13.92 | 0.00 | 430.40 |
| 53 3900 953 411 | NON-TECHNOLOGY SUPPLIES | 1,100.00 | 0.00 | 0.00 | 0.00 | 0.00 | 1,100.00 |
| 53 3900 953 413 | MOTOR FUEL | 0.00 | 0.00 | 540.93 | 0.00 | 0.00 | (540.93) |
| | | <u>33,000.00</u> | <u>0.00</u> | <u>25,178.34</u> | <u>76.30</u> | <u>0.00</u> | <u>7,821.66</u> |
| 953 | DRIVER'S ED | <u>33,000.00</u> | <u>0.00</u> | <u>25,178.34</u> | <u>76.30</u> | <u>0.00</u> | <u>7,821.66</u> |
| 3900 | OTHER COMMUNITY SERVICES | <u>33,000.00</u> | <u>0.00</u> | <u>25,178.34</u> | <u>76.30</u> | <u>0.00</u> | <u>7,821.66</u> |
| 8110 | TRANSFER OUT | | | | | | |
| 000 | DISTRICT WIDE | | | | | | |
| 53 8110 000 690 | OPERATING TRANSFERS OUT | 40,000.00 | 0.00 | 0.00 | 0.00 | 0.00 | 40,000.00 |
| | | <u>40,000.00</u> | <u>0.00</u> | <u>0.00</u> | <u>0.00</u> | <u>0.00</u> | <u>40,000.00</u> |

Expenditure Report by Function
 11/2021

| Account Description | Current Budget | Expended During Month | Year to Date Expenditures | % of Budget Expended | Outstanding Encumbrances | Uncommitted Funds |
|---------------------|----------------|-----------------------|---------------------------|----------------------|--------------------------|-------------------|
| | 40,000.00 | 0.00 | 0.00 | 0.00 | 0.00 | 40,000.00 |
| 000 DISTRICT WIDE | 40,000.00 | 0.00 | 0.00 | 0.00 | 0.00 | 40,000.00 |
| 8110 TRANSFER OUT | 40,000.00 | 0.00 | 0.00 | 0.00 | 0.00 | 40,000.00 |
| 53 ENTERPRISE FUND | 183,000.00 | 3,477.09 | 36,674.20 | 20.04 | 0.00 | 146,325.80 |

Account Description

Current Budget Expended During Month
Year to Date Expenditures
% of Budget Expended

Outstanding Encumbrances

76 SCHOLARSHIP FUND

4300 SCHOLARSHIPS

000 DISTRICT WIDE

76 4300 000 680

SCHOLARSHIPS

| | | | | | | |
|------|------|------|-----------|------|------|-------------|
| 0.00 | 0.00 | 0.00 | 25,735.00 | 0.00 | 0.00 | (25,735.00) |
| 0.00 | 0.00 | 0.00 | 25,735.00 | 0.00 | 0.00 | (25,735.00) |
| 0.00 | 0.00 | 0.00 | 25,735.00 | 0.00 | 0.00 | (25,735.00) |
| 0.00 | 0.00 | 0.00 | 25,735.00 | 0.00 | 0.00 | (25,735.00) |
| 0.00 | 0.00 | 0.00 | 25,735.00 | 0.00 | 0.00 | (25,735.00) |
| 0.00 | 0.00 | 0.00 | 25,735.00 | 0.00 | 0.00 | (25,735.00) |

000 DISTRICT WIDE

4300 SCHOLARSHIPS

76 SCHOLARSHIP FUND

Expenditure Report by Function
 11/2021

| Account Description | Current Budget | Expended During Month | Year to Date Expenditures | % of Budget Expended | Outstanding Encumbrances | Uncommitted Funds |
|---------------------|----------------|-----------------------|---------------------------|----------------------|--------------------------|-------------------|
| Grand Total: | 39,119,000.00 | 3,041,134.03 | 14,267,674.13 | 36.60 | 49,761.88 | 24,801,563.99 |