

HURON SCHOOL DISTRICT NO. 2-2

REGULAR BOARD MEETING

OCTOBER 13, 2020

FISCAL REPORTS

TIM VAN BERKUM, PRESIDENT

GARRET BISCHOFF, VICE PRESIDENT

DAVID WHEELER, MEMBER

CRAIG LEE, MEMBER

SHELLY SIEMONSMA, MEMBER

TERRY NEBELSICK, SUPERINTENDENT

KELLY CHRISTOPHERSON, BUSINESS MANAGER

TABLE OF CONTENTS

| | <u>PAGES</u> |
|---|----------------|
| BUSINESS OFFICE REPORT | |
| BOARD OF EDUCATION MINUTES | 1 – 11 |
| LIST OF BILLS FOR CONSIDERATION & APPROVAL | ATTACHMENT “A” |
| BUSINESS OFFICE (IMPREST) ACCOUNT - SUMMARY CHECK REGISTER | ATTACHMENT “B” |
| ACTIVITY ACCOUNT - SUMMARY CHECK REGISTER | ATTACHMENT “C” |
| FINANCIAL REPORTS | ATTACHMENT “D” |
| • DISTRICT INSURANCE & FLEX ACCOUNT | |
| • HURON SCHOOL DISTRICT ACTIVITY ACCOUNTS | |
| • BALANCE SHEET | |
| • REVENUE REPORT | |
| • CONTROL EXPENDITURE REPORT | |
| • EXPENDITURE REPORT | |

Business Office Report – October, 2020

1. General Fund Report – 25% of 2020-2021 complete

Revenue

To date the district has collected \$5,624,000 or 25% of budgeted revenue as compared to \$3,400,000 or 16% for the same period last year.

Expenditures

To date the district has expended \$3,533,000 or 16% of budgeted expenditures as compared to \$3,051,000 or 15% for the same period last year.

2. Construction Update

We continue to monitor the project and try to bring it to a close. Still waiting on the MS lockers, some door locks/keys, and some HS rooftop unit issues.

REGULAR MEETING
HURON BOARD OF EDUCATION
HURON HIGH SCHOOL AUDITORIUM
SEPTEMBER 14, 2020 - 5:30 p.m.

Roll Call: Tim Van Berkum, President, and members: Garret Bischoff, Craig Lee, Shelly Siemonsma, and David Wheeler. Superintendent Terry Nebelsick and Kelly Christopherson, Business Manager.

Van Berkum called the meeting to order at 5:30 p.m.

Van Berkum led the Pledge of Allegiance.

Motion by Bischoff, second by Siemonsma, and unanimously carried to adopt the agenda as amended.

Dates to Remember - September 18 Homecoming – Early Release. October 7 Early Release. October 12 Native American Day – No School. November 4 Early Release. November 11 Veteran’s Day Holiday. November 25 Early Release. November 26 & 27. Holiday Break – No School.

Community Input for Items not on the Agenda

None.

Conflict Disclosure and Consideration of Waivers

None.

Motion by Siemonsma, second by Lee, and unanimously carried to approve the consent agenda including the following items: (1) The minutes from the meetings held on August 10 and August 24. (2) The bills for payment as presented (see attached listing). (3) The financial report (as printed below). (4) The hiring of Lee Hedblom/Arena Custodian-Mail & Deliveries/\$44,080 per year; Hannah Sibley/SPED Para-Educator – HMS/\$16.19 per hour; Emma Friedel/SPED Para-Educator – HHS/\$15.87 per hour; Sharice Strote/Study Hall Supervisor – HHS/\$15.39 per hour; Lenore York-Garrels/Food Service-Madison Satellite/\$14.84 per hour; Holli Rodriguez/Sub TAP Site Greeter-\$13.85 per hour/Classroom Leader-\$18.11 per hour; Dave Corcoran/Bus Driver/\$25 per hour; Brent Brenner/Bus Driver/\$25 per hour; Garth Couey/Bus Driver/\$25 per hour; Mona Kotas/Bus Driver/\$25 per hour; Ken

Wallenstein/Bus Driver/\$25 per hour; Barb Hoff/Substitute Para-Educator/\$15.39 per hour; Barb Hoff/TAP – Site Greeter-\$13.85 per hour/Site Supervisor-\$32.77 per hour/Classroom Leader-\$18.11 per hour; and Courtney Davis-Guericke/SPED Para - HHS/\$15.55 per hour. (5) Teacher contracts for Myranda Holtrop/Revised Contract – Earned MS/+ \$1,500; Schuyler Holtrop/Revised Contract – Earned MS/+ \$1,500; Stacey Westby/Revised Contract – Earned MS/+ \$1,500; David Westby/Revised Contract – Earned MS/+ \$1,500; Michelle Hotchkiss/Revised Contract – Earned MS/+ \$1,500; Tori White/Revised Contract – Earned MS/+ \$1,500; Sara Sonne/Revised Contract – Earned MS/ + \$1,500; Angela Thomas/Revised Contract – Earned MS/ + \$3,000; and Lisa Beck/Teacher–Our Home/\$38,339 per year (Pro-rated to reflect October 5, 2020 start date). (6) The resignations of Tori Reinders/Para-Educator/HMS; Judy Schorzmman/Concessions Worker/11 years; and Lee Hedblom/Arena Custodian-Mail & Deliveries/2 weeks. (7) A new sign to be installed at McKinley School by Northeast SD Head Start. (8) Open enrollment request #2020-03.

| | Bank Balance 8-01-2020 | Receipts | Disbursements | Bank Balance 8-31-2020 |
|-------------------|---------------------------|--------------|---------------|---------------------------|
| General Fund | 3,960,413.00 | 1,317,031.61 | 1,175,734.75 | 4,101,709.86 |
| Capital Outlay | 3,275,040.17 | 23,034.45 | 548,152.47 | 2,749,922.15 |
| Special Education | 996,996.63 | 203,589.22 | 214,130.29 | 986,455.56 |
| Building Fund | 7,734.97 | 48.05 | 2,194.86 | 5,588.16 |
| Bond Redem.- Elem | 9,736,873.95 | 10,276.39 | 0.00 | 9,747,150.34 |
| Food Service | 304,475.09 | 14,331.62 | 25,966.00 | 292,840.71 |
| Enterprise Fund | 152,263.40 | 5,397.19 | 348.52 | 157,312.07 |
| Activity Account | 276,758.89 | 29,721.90 | 34,031.83 | 272,448.96 |
| Health Insurance | 173,168.70 | 217,083.53 | 274,710.47 | 115,541.76 |
| Scholarship Fund | 257,684.11 | 0.00 | 0.00 | 257,684.11 |
| | ----- | ----- | ----- | ----- |
| | 19,135,351.57 | 1,820,513.96 | 2,275,269.19 | 18,686,653.68 |

Celebrate Successes in the District

Superintendent Nebelsick reported on the successes in the District.

Reports

- A. Time Capsule – The time capsule recovered during the recent high school construction project was opened.
- B. Business Manager’s Report – Kelly Christopherson presented the Business Manager’s Report to the Board.

C. Superintendent's Report – Terry Nebelsick presented the Superintendent's report to the Board.

Old Business

Motion by Siemonsma, second by Wheeler, and unanimously carried to approve changes to Policy CDB – Huron School District Organizational Chart.

Motion by Bischoff, second by Siemonsma, and unanimously carried to adopt the budget for 2020-2021.

New Business

Motion by Bischoff, second by Wheeler, and unanimously carried to approve the tax request for 2020 taxes payable in 2021.

Motion by Siemonsma, second by Lee, and unanimously carried to designate all school district staff as critical infrastructure workers.

Motion by Bischoff, second by Wheeler, and unanimously carried to approve a request to use Tiger Stadium by Huron Youth Football for a 6th Grade Football game on October 15th. Huron Youth Football understands they need the Board's approval if the District is still operating in "yellow" on October 15th.

Motion by Siemonsma, second by Wheeler, and unanimously carried to enter into executive session at 6:20 p.m. pursuant to SDCL 1-25-2 Executive or closed meetings may be held for the sole purpose of: (1) Discussing the qualifications, competence, performance, character or fitness of any public officer or employee or prospective public officer or employee. The term "employee" does not include any independent contractor.

President Van Berkum declared the Board out of executive session at 6:38 p.m.

Motion by Bischoff, second by Wheeler, and unanimously approved to adjourn at 6:38 p.m.

Tim Van Berkum, President

Kelly Christopherson, Business Manager

LIST OF BILLS PD 08-11-2020 THRU 09-14-2020

GENERAL FUND

| <u>VENDOR NAME</u> | <u>DESCRIPTION</u> | <u>AMOUNT</u> |
|-------------------------------|--------------------|---------------|
| ABERLE, SPENCER | PROF SVC | 220.00 |
| APPLE, INC. | SUPPLIES | 14,278.95 |
| ASBSD | DUES & FEES | 300.00 |
| AT & T MOBILITY | COMMUNICATIONS | 107.50 |
| BAN-KOE SYSTEMS, INC. | SUPPLIES | 951.27 |
| BECK ACE HARDWARE | SUPPLIES | 227.31 |
| BEERS, JERRY | PROF SVC | 188.00 |
| BESTE, DAVE | PROF SVC | 106.80 |
| BLUE TARP FINANCIAL, INC. | SUPPLIES | 44.60 |
| BOB'S PIANO SERVICE, INC. | REPAIRS | 330.00 |
| BRUNSON, JASON | PROF SVC | 569.28 |
| BSN SPORTS LLC | SUPPLIES | 888.10 |
| BUHL'S DRYCLEANING | LAUNDRY | 167.00 |
| BUNKE, LUKE | PROF SVC | 380.00 |
| BUREAU OF ADMINISTRATION | COMMUNICATIONS | 52.30 |
| BURNISON PLUMBING & HEATING | SUPPLIES | 476.82 |
| CARDA, CHAR | PROF SVCS | 240.00 |
| CARDA, MIKE | SUPPLIES | 212.98 |
| CARDMEMBER SERVICE | SUPPLIES | 16,780.19 |
| CDW GOVERNMENT, INC. | SUPPLIES | 615.36 |
| CENTURY LINK | COMMUNICATIONS | 793.49 |
| CHESTERMAN COMPANY | SUPPLIES | 14.70 |
| CITY OF HURON | UTILITIES | 19,235.77 |
| CLEAR MASK | SUPPLIES | 9,160.00 |
| COBORNS INC | SUPPLIES | 512.66 |
| COLE PAPERS, INC. | SUPPLIES | 19,788.08 |
| CONNECTING POINT | SUPPLIES | 127.00 |
| CREATIVE PRINTING COMPANY | SUPPLIES | 6,177.38 |
| DAKOTA BUS SERVICE | PROF SVC | 4,582.44 |
| DAKTRONICS, INC. | SUPPLIES | 250.00 |
| DECKER EQUIPMENT | SUPPLIES | 796.46 |
| DEMCO INC | SUPPLIES | 89,107.18 |
| DICK BLICK COMPANY | SUPPLIES | 1,322.32 |
| DIETZ LAWN CARE, INC. | SUPPLIES | 2,995.26 |
| DIV OF CRIMINAL INVESTIGATION | HISTORY CHECK | 86.50 |
| DOZARK, KRIS | PROF SVC | 125.00 |
| DTB SYSTEMS, INC. | REPAIRS | 226.65 |
| DUANE'S CARPET OUTLET, INC. | SUPPLIES | 78.00 |
| DUXBURY, DEAN | PROF SVC | 67.68 |
| EDGENUITY INC. | SUPPLIES | 5,000.00 |
| EDUCATORS PUBLISHING SERVICE | SUPPLIES | 332.84 |
| EJ'S CLEANING | PROF SVC | 1,293.00 |
| ENTRINGER, AARON | PROF SVC | 125.00 |
| FARMERS CASHWAY | SUPPLIES | 509.64 |
| FARNAM'S GENUINE PARTS | SUPPLIES | 1,276.85 |
| FASTENAL CO | SUPPLIES | 139.33 |
| FIRST CLASS DESIGN, INC. | SUPPLIES | 169.00 |
| FIXEZ.COM | SUPPLIES | 799.70 |
| FREEMAN, JR., RODNEY | LEGAL SERVICES | 1,100.00 |
| FUCHS, JENNIFER | PROF SVCS | 240.00 |
| FULL COMPASS SYSTEM | SUPPLIES | 230.00 |
| GOPHER | SUPPLIES | 149.18 |

| | | |
|-------------------------------|---------------------|-----------|
| GRAINGER | SUPPLIES | 344.51 |
| GRAYSON AUTO PARTS | SUPPLIES | 346.08 |
| GRIPENTROG, BRENDA | PROF SVC | 120.00 |
| GYNZY | COMPUTER LICENSING | 99.00 |
| HAGEMAN, RYAN | PROF SVC | 125.00 |
| HALBKAT, JOHN | SUPPLIES | 1,663.52 |
| HARLOW'S BUS SALES, INC. | SUPPLIES | 222.22 |
| HAUFF MID-AMERICA SPORTS INC | SUPPLIES | 90.00 |
| HEARTLAND PAPER COMPANY | SUPPLIES | 30,876.42 |
| HEINZ, PEGGY | SUPPLIES | 233.35 |
| HILLYARD/SIOUX FALLS | SUPPLIES | 19,752.82 |
| HILSENDEGER, TOM | PROF SVC | 438.60 |
| HINKER, KARI | SUPPLIES | 720.82 |
| HOFER, MANDY | SUPPLIES | 46.09 |
| HOISTAD, CAROL | PROF SVC | 159.72 |
| HONKE, JANEL | PROF SVC | 90.00 |
| HUNTIMER, NICK | PROF SVC | 162.24 |
| HURON CLINIC FOUNDATION, LTD | PROF SVC | 770.00 |
| HURON PLAINSMAN, (THE) | PUBLICATIONS | 1,780.46 |
| HURON REGIONAL MEDICAL CENTER | DUES & FEES | 440.00 |
| IDVILLE | SUPPLIES | 1,120.00 |
| IMPACT APPLICATIONS | SUPPLIES | 550.00 |
| INNOVATIVE OFFICE SOLUTION | SUPPLIES | 1,817.23 |
| INTERSTATE POWER SYSTEMS INC | SUPPLIES | 62.46 |
| J. RIECK MUSIC | REPAIRS | 220.99 |
| J.W. PEPPER & SON, INC. | SUPPLIES | 1,600.00 |
| JAKOWICZ, JUREK | PROF SVC | 231.64 |
| JIM & JAKES SPRINKLER SERVICE | REPAIRS | 2,224.26 |
| JOHNSON, LISA | PROF SVC | 186.44 |
| JONES SCHOOL SUPPLY CO INC | SUPPLIES | 110.22 |
| JOSTENS | SUPPLIES | 4,836.00 |
| K-LOG INC | SUPPLIES | 754.22 |
| KELLER, TERRY | PROF SVC | 125.00 |
| KNOWLEDGE MATTERS | TECH SUPPLIES | 1,295.00 |
| KOR MANAGEMENT SERVICES, LLC | PROF SVC | 818.08 |
| KRUSE, OH MEE | SUPPLIES | 322.56 |
| LEHMEN'S TREE SERVICE | PROF SVC | 1,735.00 |
| LEWIS DRUG | SUPPLIES | 360.35 |
| LUTZ, DOUG | PROF SVC | 342.80 |
| M & R LAWN SHEERS | PROF SVC | 875.00 |
| MACK METAL SALES INC | SUPPLIES | 97.98 |
| MACK, SCOTT | PROF SVC | 125.00 |
| MADISON HIGH SCHOOL | ENTRY FEES | 75.00 |
| MAKE IT MINE DESIGN | SUPPLIES | 1,425.00 |
| MATHESON TRI-GAS INC | SUPPLIES | 8,906.64 |
| MCCORMICK'S GROUP, LLC | SUPPLIES | 4,934.20 |
| MCKESSON MEDICAL SURGICAL | SUPPLIES | 67.99 |
| MEDCO SUPPLY CO | SUPPLIES | 181.74 |
| MG OIL COMPANY | SUPPLIES | 2,669.44 |
| MIDCONTINENT COMMUNICATIONS | COMMUNICATIONS | 6,303.27 |
| MIDWEST FIRE & SAFETY | FIRE SAFETY SERVICE | 3,028.00 |
| MIKKELSEN, JEREMY | PROF SVC | 125.00 |
| MITTELSTEDT, RODNEY | SUPPLIES | 25.77 |
| MOBY MAX | SUPPLIES | 3,495.00 |
| MUDGE, AARON | PROF SVC | 110.00 |
| MUTH ELECTRIC, INC. | SUPPLIES | 2,402.34 |

| | | |
|-------------------------------------|----------------|-----------|
| NASCO | SUPPLIES | 142.38 |
| NATIONAL INSTITUTE FOR LEARNING DEV | PROF SVC | 508.50 |
| NATIONAL SPEECH & DEBATE ASSOC | DUES & FEES | 191.00 |
| NICHOLAS, BARB | SUPPLIES | 914.79 |
| NORTH CENTRAL BUS SALES | SUPPLIES | 219.58 |
| NORTHWEST PIPE FITTINGS, INC. | SUPPLIES | 767.02 |
| NORTHWESTERN ENERGY | UTILITIES | 45,490.18 |
| OFFICE EQUIPMENT SERVICE | SUPPLIES | 11,303.00 |
| OFFICE PEEPS | SUPPLIES | 374.25 |
| OLSON, DIANE | PROF SVC | 546.20 |
| OPP, MICHAEL | PROF SVC | 434.76 |
| ORIENTAL TRADING COMPANY | SUPPLIES | 26.57 |
| PIETZ, LINDA | SUPPLIES | 211.32 |
| POPPLERS MUSIC INC. | SUPPLIES | 3,960.68 |
| PREMIER EQUIPMENT | SUPPLIES | 555.58 |
| PRO CLEAN PLUS/JACK'S JANITORIAL | PROF SVC | 28.50 |
| PRO-TEC ROOFING & SHEET METAL, INC | REPAIRS | 1,231.94 |
| PROJECT LEAD THE WAY INC. | SUPPLIES | 6,865.00 |
| QUADIENT FINANCE USA, INC. | POSTAGE | 1,390.00 |
| RAC INDUSTRIES | SUPPLIES | 2,784.80 |
| RAYMOND OIL COMPANY | SUPPLIES | 20.00 |
| REALLY GOOD STUFF | SUPPLIES | 80.88 |
| RECORD AUTOMATIC DOORS | SUPPLIES | 888.99 |
| RUNNINGS | SUPPLIES | 485.01 |
| SAHLI, JEFF | PROF SVC | 110.00 |
| SCHOOL BUS INC. | SUPPLIES | 66.00 |
| SCHOOL DATEBOOKS | SUPPLIES | 1,516.46 |
| SCHOOL NURSE SUPPLY, INC. | SUPPLIES | 31.45 |
| SCHOOL SPECIALTY INC. | SUPPLIES | 1,898.87 |
| SCHOOLS IN | SUPPLIES | 793.79 |
| SCHOUTEN, HANNAH | SUPPLIES | 40.40 |
| SD FEDERAL PROPERTY | SUPPLIES | 1,400.00 |
| SDN COMMUNICATIONS | COMMUNICATIONS | 922.32 |
| SERVICE FIRST FIRE SPRINKLER LLC | REPAIRS | 1,975.04 |
| SHERWIN WILLIAMS | SUPPLIES | 1,887.43 |
| SHIFFLER EQUIPMENT SALES, INC. | REPAIRS | 522.88 |
| SIGNATURE PLUS | SUPPLIES | 132.00 |
| SIME, BRETT | PROF SVC | 100.00 |
| SMITH, MARK | PROF SVC | 226.64 |
| SOUTHWEST BINDING & LAMINATING | SUPPLIES | 179.04 |
| SPECIALIST ID, INC. | SUPPLIES | 170.00 |
| SPOTLESS CLEANING | PROF SVC | 2,912.00 |
| STAPLES | SUPPLIES | 130.79 |
| STAPLES | SUPPLIES | 4,247.95 |
| STEFFEN, DALE | PROF SVC | 270.00 |
| STERLING COMPUTERS | SUPPLIES | 254.89 |
| SUMMERSET HOTEL AND SUITES | TRAVEL | 1,188.00 |
| SUSTAINABLE SUPPLY | SUPPLIES | 551.25 |
| SWEETWATER MUSIC | SUPPLIES | 499.98 |
| TAYLOR MUSIC | SUPPLIES | 2,156.00 |
| TFD SUPPLIES | TECH SUPPLIES | 55.00 |
| THIELSEN, DAN | PROF SVC | 230.00 |
| TITAN FITNESS | SUPPLIES | 173.98 |
| TRANSTRAKS | PROF SVC | 5,675.00 |
| TRUE REFLECTIONS COUNSELING | PROF SVC | 240.00 |
| TSCHETTER, STEPHANIE | SUPPLIES | 90.00 |

| | | |
|---------------------------------|-------------------|-------------------|
| VALLEY ATHLETICS | SUPPLIES | 10,360.00 |
| VOSSEKUIL, CHAD | PROF SVC | 150.20 |
| WALMART | SUPPLIES | 133.80 |
| WASTE MANAGEMENT CORPORATE SVCS | SERVICES | 210.45 |
| WEAR, JASON | PROF SVC | 294.52 |
| WEST COAST PUBLISHING | SUPPLIES | 412.50 |
| WILLEMSEN, LAURA | SUPPLIES | 226.78 |
| WILLIAMS, SAVANNA | PROF SVC | 130.00 |
| YOUNG, LOUIS | PROF SVC | 125.00 |
| ZONAR SYSTEMS | SUPPLIES | 12.06 |
| | FUND TOTAL | 438,111.44 |

CAPITAL OUTLAY FUND

| | | |
|--------------------------------|--------------------|-------------------|
| APPLE, INC. | SUPPLIES | 1,994.75 |
| AVI SYSTEMS, INC | EQUIPMENT | 1,824.00 |
| CARPET CENTER, THE | SUPPLIES | 3,182.80 |
| DECKER'S PEST CONTROL | PROF SVC | 1,800.00 |
| DUANE'S CARPET OUTLET, INC. | SUPPLIES | 10,597.80 |
| FLATLAND CONCRETE, INC. | REPAIRS | 1,852.50 |
| FOLLETT SCHOOL SOLUTIONS, INC. | SUPPLIES | 5,147.46 |
| HIGH POINT NETWORKS, LLC | SUPPLIES | 478.00 |
| INNOVATIVE OFFICE SOLUTION | SUPPLIES | 658.20 |
| JIM & JAKES SPRINKLER SERVICE | REPAIRS | 3,928.58 |
| KOCH HAZARD | PROF SVC | 9,884.25 |
| LIFETIME PRODUCTS INC | SUPPLIES | 849.96 |
| MILLS CONSTRUCTION, INC. | PROF SVC | 431,563.25 |
| NEWSELA, INC. | COMPUTER LICENSING | 7,600.00 |
| OFFICE PEEPS | SUPPLIES | 70.00 |
| OXFORD UNIVERSITY PRESS | SUPPLIES | 1,627.29 |
| REALLY GOOD STUFF | SUPPLIES | 590.04 |
| SCHOOL SPECIALTY INC. | SUPPLIES | 669.72 |
| TAYLOR MUSIC | SUPPLIES | 1,150.00 |
| WALMART | SUPPLIES | 207.00 |
| | FUND TOTAL | 485,675.60 |

SPECIAL EDUCATION FUND

| | | |
|--------------------------------|----------------|-----------|
| AVERA THERAPY | PROF SVC | 1,505.68 |
| CDW GOVERNMENT, INC. | SUPPLIES | 337.66 |
| CENTURY LINK | COMMUNICATIONS | 120.42 |
| CPI | SUPPLIES | 1,250.00 |
| FAIR CITY FOODS | SUPPLIES | 115.54 |
| HAWTHORNE EDUCATIONAL SERVICES | SUPPLIES | 60.00 |
| HURON AREA SENIOR CENTER, INC. | RENT | 600.00 |
| KARL'S TV, AUDIO & APPLIANCE | SUPPLIES | 519.99 |
| KATZENBERGER, AMANDA | SUPPLIES | 40.00 |
| LARSON, KRISTIE | PROF SVC | 5,183.00 |
| MCKESSON MEDICAL SURGICAL | SUPPLIES | 126.00 |
| ONEDER | TECH SUPPLIES | 155.98 |
| PRO PT, INC. | PROF SVC | 10,709.50 |
| QUADIENT FINANCE USA, INC. | POSTAGE | 610.00 |
| REALLY GOOD STUFF | SUPPLIES | 314.33 |
| RIVERSIDE INSIGHTS | SUPPLIES | 311.78 |
| SCHILLING, RALYNA | SUPPLIES | 35.24 |
| SCHOLASTIC | SUPPLIES | 104.39 |
| SCHOOL SPECIALTY INC. | SUPPLIES | 401.32 |
| TEACHER DIRECT | SUPPLIES | 83.46 |

| | | |
|---------------------------------|-------------------------------|-------------------|
| WALMART | SUPPLIES | 139.37 |
| WIESER EDUCATIONAL | SUPPLIES | 1,299.74 |
| | FUND TOTAL | 24,023.40 |
| <u>BUILDING FUND</u> | | |
| SHERWIN WILLIAMS | SUPPLIES | 45.00 |
| | FUND TOTAL | 45.00 |
| | CHECKING ACCOUNT TOTAL | 947,855.44 |
| <u>FOOD SERVICE FUND</u> | | |
| ADVANCE AUTO PARTS | SUPPLIES | 12.89 |
| BERNARD | FOOD | 1,327.20 |
| BEVERIDGE, COLIN | FOOD | 3,020.50 |
| CARLSON'S NORTHSIDE SERVICE | SUPPLIES | 413.62 |
| CASTILLO, LIZ | SUPPLIES | 89.90 |
| CENTURY LINK | TELEPHONE | 53.52 |
| COBORNS | FOOD | 676.78 |
| COCA COLA OF CENTRAL SD | FOOD | 102.88 |
| COLE PAPERS, INC. | PAPER/DISH/CLEANING | 3,186.72 |
| CWD-ABERDEEN | SUPPLIES | 136.50 |
| DAKOTA WATER SOFTENING INC. | WATER SERVICE | 369.50 |
| DAN'S SERVICE | REPAIR | 133.42 |
| DECKER'S PEST CONTROL | PROF SVC | 585.00 |
| DESIGN SPECIALTIES, INC | MISC UTENSIL | 244.00 |
| DRAMSTAD REFRIGERATION | REPAIR/MAINTENANCE | 70.38 |
| EAST SIDE JERSEY DAIRY, INC | FOOD | 5,594.71 |
| HEARTLAND PAYMENT SYSTEMS | SUPPORT SVC | 5,217.00 |
| KOZIOLEK, DONNA | FOOD | 15.00 |
| LEWIS DRUG | MISCELLANEOUS | 31.88 |
| MG OIL COMPANY | SUPPLIES | 111.77 |
| OLMSTED, JANELLE | SUPPLIES | 46.13 |
| PB SPORTS | SUPPLIES | 1,560.00 |
| RAINBOW FLOWER SHOP | MARKETING | 77.00 |
| REINHART INSTITUTIONAL FOODS | SUPPLIES | 24,976.91 |
| SHERWIN WILLIAMS | REPAIRS | 64.60 |
| | FUND TOTAL | 48,117.81 |
| | CHECKING ACCOUNT TOTAL | 48,117.81 |
| <u>ENTERPRISE FUND</u> | | |
| CENTURY LINK | TELEPHONE | 26.76 |
| COCA COLA OF CENTRAL SD | FOOD | 1,339.43 |
| CWD-ABERDEEN | SUPPLIES | 493.20 |
| FRITO-LAY, INC | FOOD | 762.89 |
| REINHART INSTITUTIONAL FOODS | SUPPLIES | 606.77 |
| | FUND TOTAL | 3,229.05 |
| | CHECKING ACCOUNT TOTAL | 3,229.05 |
| <u>ACTIVITY FUND</u> | | |
| BOETEL, ANGIE | SUPPLIES | 245.78 |
| BOUNCYBAND | SUPPLIES | 149.89 |
| ENGRAVING WAY | SUPPLIES | 130.50 |
| MCCARTY, LISA | SUPPLIES | 199.58 |
| MENARDS | SUPPLIES | 611.32 |
| PB SPORTS | SUPPLIES | 463.28 |
| STUDENT TREASURES LLC | STUDENT BOOKS | 398.00 |
| WINTER, DAYNA | SUPPLIES | 55.25 |
| ZELL, JULIE | MEMORIAL | 25.00 |
| | FUND TOTAL | 2,278.60 |
| | CHECKING ACCOUNT TOTAL | 2,278.60 |

GROSS PAYROLL

| | |
|--|--------------------------|
| INSTRUCTIONAL | 48,569.98 |
| SUPPORT SERVICES | 253,928.32 |
| COMMUNITY SERVICES | 1,369.82 |
| CO-CURRICULAR | 8,754.53 |
| SPECIAL SERVICES | 28,497.76 |
| FOOD SERVICE | 18,763.33 |
| TOTAL GROSS PAYROLL FOR AUGUST 2020 | <u>359,883.74</u> |

BENEFITS

| | |
|---------------------------------------|-------------------------|
| SOCIAL SECURITY | 26,571.26 |
| HURON SCHOOL DISTRICT | |
| LIFE INSURANCE & HEALTH INSURANCE | 52,395.04 |
| SOUTH DAKOTA RETIREMENT | 21,017.93 |
| TOTAL BENEFITS FOR AUGUST 2020 | <u>99,984.23</u> |

SPECIAL MEETING
HURON BOARD OF EDUCATION
INSTRUCTIONAL PLANNING CENTER
SEPTEMBER 28, 2020 - 5:30 p.m.

Roll Call: Tim Van Berkum, President, and members: Garret Bischoff, Shelly Siemonsma, and David Wheeler. Superintendent Terry Nebelsick and Kelly Christopherson, Business Manager.

Van Berkum called the meeting to order at 5:30 p.m.

Van Berkum led the Pledge of Allegiance.

Motion by Bischoff, second by Siemonsma, and unanimously carried to adopt the agenda.

Dates to Remember – October 7 Early Release. October 12 Native American Day- No School. November 4 Early Release. November 11 Veteran's Day Holiday. November 25 Early Release. November 26 & 27 Holiday Break- No School.

Community Input for Items not on the Agenda

None.

Conflict Disclosure and Consideration of Waivers

None.

Motion by Bischoff, second by Siemonsma, and unanimously carried to approve the consent agenda including the following items: (1) The hiring of Cheryl Styer /SPED Bus Ride Supervision-\$16.04 per hour; Beth Foss/TAP Substitute/Site Greeter-\$13.85 per hour, Site Supervisor-\$32.77 per hour, Classroom Leader-\$18.11 per hour; Carol Buesing/TAP Substitute/Site Greeter-\$13.85 per hour; Emma Friedel/TAP Substitute/Site Greeter-\$13.85 per hour, Classroom Leader - \$18.11 per hour; Licia Wallace/TAP Classroom Leader-\$18.11 per hour; John Smith/Substitute Bus Driver/\$25.00 per hour; Kenneth Peterson/Substitute Teacher- \$120 per day /Substitute Para-Educator - \$15.39 per hour; Teresa Peterson/ Substitute Teacher- \$120 per day /Substitute Para-Educator - \$15.39 per hour; Rebecca Reilly Harris/Para-Educator-Madison 2/3 Center \$16.19 per hour; Eva Barnes/Concessions Worker \$12.20 per hour; Chelsey Timm/Para-Educator-HS/\$15.55 per hour; and Mona Kotas/SPED Bus Ride Supervision/\$16.04 per hour. (2) Teacher contracts for Kristal Sacay /Special Education Teacher- Buchanan K/1 Center & HHS/\$42,978 per year (Pro-rated to reflect September 14, 2020 start date) and Lisa Beck/Teacher-Our Home/\$37,826 per year /Revised to reflect October 7, 2020 start date. (3) The resignation of Tara Eggleston/Concessions Worker. (4) An intent to apply for grant funding for school

nutrition by Amanda Reilly for an equipment grant from the SD Department of Education for \$15,000.

Celebrate Successes in the District

Superintendent Nebelsick reported on the successes in the District.

Reports

- A. Good News Report – Linda Pietz on behalf of Jolene Konechne reported on the Title programs.
- B. Business Manager’s Report - Kelly Christopherson presented the Business Manager’s Report to the Board.
- C. Superintendent’s Report – Terry Nebelsick presented the Superintendent’s report to the Board.

Old Business

None.

New Business

Motion by Wheeler, second by Siemonsma, and unanimously carried to approve a request to use Tiger Stadium for the State Soccer Tournament on October 17. Requests to use facilities for outside events need the Board’s approval when the District is operating in “yellow”.

Motion by Wheeler, second by Bischoff, and unanimously carried to name Siemonsma the delegate to the ASBSD Delegate Assembly and to name Lee the alternate.

Motion by Wheeler, second by Siemonsma, and unanimously carried to approve an emergency policy change to the Substitute Teacher Pay Scale – Policy GCE–Part- Time & Substitute Professional Staff Employment (Substitute Teachers).

Motion by Bischoff, second by Wheeler, and unanimously approved to adjourn at 6:17 p.m.

Tim Van Berkum, President

Kelly Christopherson, Business Manager

Attachment “A”

List of Bills
For Consideration and Approval

| <u>Vendor Name</u> | | <u>Vendor Description</u> | <u>Amount</u> |
|--|----------|------------------------------|---------------|
| <u>Checking</u> | 1 | | |
| Checking | 1 | Fund: 10 GENERAL FUND | |
| 4N6 FANATICS | | SUPPLIES | 150.00 |
| ABC TEACH | | SUPPLIES | 49.99 |
| ADENA MONTESSORI | | SUPPLIES | 103.69 |
| ADVANCE AUTO PARTS | | SUPPLIES | 6.18 |
| ALC CHRISTIAN LEARNING CENTER PRESCHOOL | | PROF SVC | 20.00 |
| ALLDATA | | SUPPLIES | 1,574.00 |
| APPLE, INC. | | SUPPLIES | 7,449.00 |
| ASCD | | DUES & FEES | 89.00 |
| AUTOMATIC BUILDING CONTROLS | | REPAIRS | 281.63 |
| BAN-KOE SYSTEMS, INC. | | SUPPLIES | 696.24 |
| BAND SHOPPE | | SUPPLIES | 337.70 |
| BECK ACE HARDWARE | | SUPPLIES | 340.53 |
| BLUE TARP FINANCIAL, INC. | | SUPPLIES | 25.98 |
| BOB'S PIANO SERVICE, INC. | | REPAIRS | 110.00 |
| BRANDON VALLEY SCH DIST #49-2 | | DUES & FEES | 1,668.50 |
| BROOKINGS AREA CPR CTC | | PROF SVC | 400.00 |
| BUHL'S DRYCLEANING | | LAUNDRY | 208.00 |
| BUREAU OF ADMINISTRATION | | COMMUNICATIONS | 119.49 |
| BURNISON PLUMBING & HEATING | | SUPPLIES | 1,231.34 |
| BUTLER MACHINERY CO. | | SUPPLIES | 272.77 |
| C & J BUS REPAIR, INC | | SUPPLIES | 256.18 |
| CDW GOVERNMENT, INC. | | SUPPLIES | 2,643.02 |
| CHESTERMAN COMPANY | | SUPPLIES | 26.70 |
| CITY OF HURON | | UTILITIES | 19,717.98 |
| CLIMATE SYSTEMS, INC. | | SUPPLIES | 1,869.92 |
| COBORNS INC | | SUPPLIES | 870.56 |
| COLE PAPERS, INC. | | SUPPLIES | 976.60 |
| CON BRIO STUDIO | | SUPPLIES | 280.00 |
| CREATIVE PRINTING COMPANY | | SUPPLIES | 299.55 |
| CURT'S HEATING & COOLING | | REPAIRS | 1,797.87 |
| DAKOTA WATER SOFTENING INC. | | SUPPLIES | 51.80 |
| DAKTRONICS, INC. | | SUPPLIES | 375.00 |
| DECKER EQUIPMENT | | SUPPLIES | 174.54 |
| DEMCO INC | | SUPPLIES | 7,139.74 |
| DICK BLICK COMPANY | | SUPPLIES | 212.26 |
| DIETZ LAWN CARE, INC. | | SUPPLIES | 2,995.26 |
| DIRECTOR'S ASSISTANT, LLC | | SUPPLIES | 1,466.35 |
| DUANE'S CARPET OUTLET, INC. | | SUPPLIES | 20.00 |
| EJ'S CLEANING | | PROF SVC | 4,174.50 |
| FAIR CITY FOODS | | SUPPLIES | 456.12 |
| FAMILY RESOURCE NETWORK | | PROF SVC | 90.00 |
| FARMERS CASHWAY | | SUPPLIES | 630.22 |
| FARNAM'S GENUINE PARTS | | SUPPLIES | 320.21 |
| FASTENAL CO | | SUPPLIES | 728.05 |
| FRED J. MILLER, INC. | | SUPPLIES | 1,106.00 |

| <u>Vendor Name</u> | <u>Vendor Description</u> | <u>Amount</u> |
|--------------------------------|---------------------------|---------------|
| FREEMAN, JR., RODNEY | LEGAL SERVICES | 1,100.00 |
| FULL COMPASS SYSTEM | SUPPLIES | 7,504.91 |
| G & R CONTROLS | REPAIRS | 1,316.65 |
| GLOBAL INDUSTRIES | SUPPLIES | 309.69 |
| GOLDEN WEST TECHNOLOGIES | SUPPLIES | 1,552.92 |
| GRAYSON AUTO PARTS | SUPPLIES | 625.24 |
| HARLOW'S BUS SALES, INC. | SUPPLIES | 3,779.15 |
| HAWKINS, INC. | SUPPLIES | 10,920.00 |
| HEARTLAND PAPER COMPANY | SUPPLIES | 10,960.70 |
| HOLY TRINITY CATHOLIC SCHOOL | PROF SVC | 187.50 |
| HURD ALIGNMENT & MACHINE, INC. | SUPPLIES | 77.00 |
| HURON CLINIC FOUNDATION, LTD | PROF SVC | 220.00 |
| HURON PLAINSMAN, (THE) | PUBLICATIONS | 1,284.46 |
| HURON REGIONAL MEDICAL CENTER | PROF SVC | 880.00 |
| HURON SCHOOL ACTIVITY ACCOUNT | SUPPLIES | 700.00 |
| ID WHOLESALER | SUPPLIES | 164.95 |
| INDEPENDENT HEALTH SOLUTIONS | PROF SVC | 1,575.00 |
| INNOVATIVE OFFICE SOLUTION | SUPPLIES | 1,154.59 |
| INTERSTATE ALL BATTERY CENTER | SUPPLIES | 743.20 |
| IXL LEARNING | SUPPLIES | 600.00 |
| J.W. PEPPER & SON, INC. | SUPPLIES | 466.98 |
| JIM & JAKES SPRINKLER SERVICE | REPAIRS | 1,181.33 |
| JJ & ZAK | PROF SVC | 1,399.00 |
| JOHNSON CONTROLS | REPAIRS | 1,527.55 |
| KINGDOM KIDS LEARNING CENTER | PROF SVC | 40.00 |
| LEWIS DRUG | SUPPLIES | 1.98 |
| M & R LAWN SHEERS | PROF SVC | 875.00 |
| MG OIL COMPANY | SUPPLIES | 7,260.21 |
| MT CALVARY LUTHERAN PRESCHOOL | PROF SVC | 112.50 |
| MUTH ELECTRIC, INC. | SUPPLIES | 1,216.73 |
| NASASP | DUES | 39.00 |
| NORTH CENTRAL BUS SALES | SUPPLIES | 464.85 |
| NORTHWEST PIPE FITTINGS, INC. | SUPPLIES | 550.68 |
| NORTHWESTERN ENERGY | UTILITIES | 42,290.72 |
| OFFICE EQUIPMENT SERVICE | SUPPLIES | 62,846.27 |
| OFFICE PEEPS | SUPPLIES | 1,676.23 |
| OLSON, DIANE | PROF SVC | 546.20 |
| ORIENTAL TRADING COMPANY | SUPPLIES | 339.54 |
| OT REPAIR | SUPPLIES | 80.35 |
| PLANBOOK EDU | SUPPLIES | 266.00 |
| POPPLERS MUSIC INC. | SUPPLIES | 1,216.30 |
| PREMIER EQUIPMENT | SUPPLIES | 351.45 |
| PROJECT LEAD THE WAY INC. | SUPPLIES | 770.00 |
| PROSTROLLO MOTOR SALES, INC. | REPAIRS | 424.30 |
| QUALITY INN & SUITES | TRAVEL | 240.00 |
| RAC INDUSTRIES | SUPPLIES | 2,191.50 |
| REALITY WORKS | SUPPLIES | 2,728.26 |

| <u>Vendor Name</u> | <u>Vendor Description</u> | <u>Amount</u> |
|---|---------------------------------------|-------------------|
| RIDDELL/ALL AMERICAN | SUPPLIES | 57.15 |
| RUNNINGS | SUPPLIES | 318.57 |
| SCHOLASTIC, INC | SUPPLIES | 3,078.06 |
| SCHOOL OUTFITTERS | REPAIRS | 126.53 |
| SCHOOL SPECIALTY INC. | SUPPLIES | 1,719.80 |
| SCHOOLS IN | SUPPLIES | 254.86 |
| SD FEDERAL PROPERTY | SUPPLIES | 1,270.00 |
| SDN COMMUNICATIONS | COMMUNICATIONS | 922.32 |
| SHAR PRODUCTS COMPANY | SUPPLIES | 707.53 |
| SHERWIN WILLIAMS | SUPPLIES | 3,823.95 |
| SPECIALIST ID, INC. | SUPPLIES | 156.00 |
| SPELLING CITY.COM, INC | SUPPLIES | 69.95 |
| SPOTLESS CLEANING | PROF SVC | 10,256.00 |
| STAPLES | SUPPLIES | 100.49 |
| SUPREME SCHOOL SUPPLY COMPANY | SUPPLIES | 259.86 |
| SWEETWATER MUSIC | SUPPLIES | 194.85 |
| TAYLOR MUSIC | SUPPLIES | 581.96 |
| WASTE MANAGEMENT CORPORATE SVCS | SERVICES | 209.82 |
| WENGER CORPORATION | SUPPLIES | 2,132.00 |
| WEST WAY TRAILERS | EQUIPMENT | 665.29 |
| WORTHINGTON DIRECT | SUPPLIES | 682.79 |
| ZONAR SYSTEMS | SUPPLIES | 8,288.04 |
| ZORO | SUPPLIES | 117.81 |
| | Fund Total: | 276,564.99 |
| Checking | 1 Fund: 21 CAPITAL OUTLAY FUND | |
| APPLE, INC. | SUPPLIES | 430.00 |
| BARNES & NOBLE | SUPPLIES | 26.31 |
| CREATIVE PRINTING COMPANY | SUPPLIES | 63.78 |
| DUANE'S CARPET OUTLET, INC. | SUPPLIES | 840.00 |
| FARMERS CASHWAY | SUPPLIES | 2,581.49 |
| FIRST BOOK | SUPPLIES | 42.72 |
| GEOTEK ENGINEERING | PROF SVC | 1,167.80 |
| HEARTLAND PAPER COMPANY | SUPPLIES | 2,000.00 |
| INGRAM LIBRARY SERVICES | BOOKS | 174.69 |
| IXL LEARNING | SUPPLIES | 12,750.00 |
| KOCH HAZARD | PROF SVC | 20,677.00 |
| LIFETIME PRODUCTS INC | SUPPLIES | 149.98 |
| MILLS CONSTRUCTION, INC. | PROF SVC | 61,180.67 |
| MUTH ELECTRIC, INC. | SUPPLIES | 926.00 |
| OFFICE EQUIPMENT SERVICE | SUPPLIES | 6,325.00 |
| PROJECT LEAD THE WAY INC. | SUPPLIES | 6,570.00 |
| QUAVER MUSIC.COM, LLC | SUPPLIES | 2,520.00 |
| RURAL ELECTRIC ECONOMIC DEVELOPMENT, INC. | PRINCIPAL | 30,000.00 |
| SAVVAS LEARNING COMPANY LLC | PRINTED TEXTBOOKS | 6,357.44 |
| SCHOLASTIC, INC | SUPPLIES | 92.00 |
| SD FEDERAL PROPERTY | SUPPLIES | 2,200.00 |
| SKY TECHNOLOGIES | | 346.94 |

| <u>Vendor Name</u> | <u>Vendor Description</u> | <u>Amount</u> | | |
|--------------------------------------|--|---------------|--------------------------------|-------------------|
| T.M. BOOKS | BOOKS | 1,105.00 | | |
| TEACHER'S DISCOVERY | SUPPLIES | 875.00 | | |
| TEXTBOOK WAREHOUSE | SUPPLIES | 50.00 | | |
| | | | Fund Total: | 159,451.82 |
| Checking | 1 Fund: 22 SPECIAL EDUCATION FUND | | | |
| AVERA THERAPY | PROF SVC | 8,161.60 | | |
| CHILDREN'S HOME SOCIETY | PROF SVC | 2,057.98 | | |
| CORPORATE TRANSLATION SERVICES, INC. | PROF SVC | 94.79 | | |
| EDUCATIONAL ADVANTAGES INC | LICENSING | 120.00 | | |
| FAIR CITY FOODS | SUPPLIES | 81.88 | | |
| HURON AREA SENIOR CENTER, INC. | RENT | 600.00 | | |
| INNOVATIVE OFFICE SOLUTION | SUPPLIES | 156.67 | | |
| KARL'S TV, AUDIO & APPLIANCE | SUPPLIES | 79.99 | | |
| MCKESSON MEDICAL SURGICAL | SUPPLIES | 106.00 | | |
| NASCO | SUPPLIES | 109.61 | | |
| NCS PEARSON, INC. | SUPPLIES | 2,843.70 | | |
| OFFICE EQUIPMENT SERVICE | SUPPLIES | 1,640.00 | | |
| PRO PT, INC. | PROF SVC | 21,133.60 | | |
| PRO-ED | SUPPLIES | 42.90 | | |
| PROFESSIONAL HEARING SERVICES | SUPPLIES | 1,321.00 | | |
| SCHOOL SPECIALTY INC. | SUPPLIES | 33.69 | | |
| STERLING COMPUTERS | SUPPLIES | 1,665.84 | | |
| TEACHER DIRECT | SUPPLIES | 92.80 | | |
| | | | Fund Total: | 40,342.05 |
| Checking | 1 Fund: 25 BUILDING FUND | | | |
| FULL COMPASS SYSTEM | SUPPLIES | 197.70 | | |
| HEARTLAND PAPER COMPANY | SUPPLIES | 0.00 | | |
| | | | Fund Total: | 197.70 |
| | | | Checking Account Total: | 476,556.56 |

| <u>Vendor Name</u> | | <u>Vendor Description</u> | <u>Amount</u> |
|------------------------------|----------|-----------------------------------|------------------|
| Checking | 4 | | |
| Checking | 4 | Fund: 51 FOOD SERVICE FUND | |
| BECK ACE HARDWARE | | MISCELLANEOUS | 129.98 |
| BEVERIDGE, COLIN | | FOOD | 9,664.00 |
| COBORNS | | FOOD | 476.67 |
| COCA COLA OF CENTRAL SD | | FOOD | 622.89 |
| COLE PAPERS, INC. | | PAPER/DISH/CLEANING | 2,493.95 |
| CWD-ABERDEEN | | SUPPLIES | 632.76 |
| DAKOTA WATER SOFTENING INC. | | WATER SERVICE | 256.00 |
| DAVIS, VICKY | | SUPPLIES | 15.94 |
| DRAMSTAD REFRIGERATION | | REPAIR/MAINTENANCE | 824.41 |
| EAST SIDE JERSEY DAIRY, INC | | FOOD | 7,896.07 |
| ECOLAB | | CLEANING SUPPLIES | 47.90 |
| ENVIRO-MASTER, INC. | | SUPPLIES | 315.95 |
| KEMPF, KATHY | | IN DIST TRAVEL | 40.42 |
| M & M PLUMBING & HEATING LLC | | REPAIR | 102.04 |
| MG OIL COMPANY | | SUPPLIES | 129.83 |
| OFFICE EQUIPMENT SERVICE | | OFFICE SUPPLIES/REPAIR | 2,317.20 |
| REINHART INSTITUTIONAL FOODS | | SUPPLIES | 36,709.06 |
| SCALTROL, INC. | | REPAIR | 496.14 |
| SD FEDERAL PROPERTY AGENCY | | MISC EQUIPMENT | 15.00 |
| SHS | | PROF SVC | 1,485.00 |
| | | Fund Total: | 64,671.21 |
| | | Checking Account Total: | 64,671.21 |

| <u>Vendor Name</u> | | <u>Vendor Description</u> | <u>Amount</u> |
|------------------------------|----------|---------------------------------|-----------------|
| <u>Checking</u> | 5 | | |
| Checking | 5 | Fund: 53 ENTERPRISE FUND | |
| COCA COLA OF CENTRAL SD | | FOOD | 867.73 |
| DRAMSTAD REFRIGERATION | | REPAIR/MAINTENANCE | 312.21 |
| EARTHGRAINS COMPANY | | FOOD | 93.72 |
| FRITO-LAY, INC | | FOOD | 507.22 |
| JOHNSON, KELLY | | IN DIST TRAVEL | 90.38 |
| REINHART INSTITUTIONAL FOODS | | SUPPLIES | 509.66 |
| | | Fund Total: | 2,380.92 |
| | | Checking Account Total: | 2,380.92 |

GROSS PAYROLL

| | |
|---|----------------------------|
| INSTRUCTIONAL | 711,324.69 |
| SUPPORT SERVICES | 344,292.70 |
| COMMUNITY SERVICES | 6,507.10 |
| CO-CURRICULAR | 46,921.58 |
| SPECIAL SERVICES | 210,809.05 |
| FOOD SERVICE | 40,735.59 |
| ENTERPRISE FUND | 2,238.16 |
| TOTAL GROSS PAYROLL FOR SEPTEMBER 2020 | <u>1,362,828.87</u> |

BENEFITS

| | |
|--|--------------------------|
| SOCIAL SECURITY | 99,889.48 |
| HURON SCHOOL DISTRICT | |
| LIFE INSURANCE & HEALTH INSURANCE | 188,861.98 |
| SOUTH DAKOTA RETIREMENT | 78,449.77 |
| TOTAL BENEFITS FOR SEPTEMBER 2020 | <u>367,201.23</u> |

American Bank & Trust

September 2020 Statement



Open Date: 08/22/2020 Closing Date: 09/21/2020

Account:


Visa® Business Bonus Rewards Card
 HURON SCHOOL DISTRICT (CPN 001040722)

Cardmember Service ☎ 1-866-552-8855
 BUS 30 ELN 14

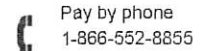
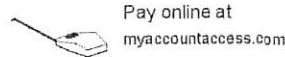
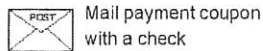
| | |
|----------------------------|------------------------------|
| New Balance | \$694.01^{CR} |
| Minimum Payment Due | \$0.00 |
| Payment Due Date | 10/19/2020 |

| | |
|--|-------|
| Reward Points | |
| Earned This Statement | -117 |
| Reward Center Balance | 2,249 |
| as of 09/20/2020 | |
| For details, see your rewards summary. | |

| | | |
|----------------------------|----------|------------------------------|
| Activity Summary | | |
| Previous Balance | + | \$16,780.19 |
| Payments | - | \$16,780.19 ^{CR} |
| Other Credits | - | \$1,536.76 ^{CR} |
| Purchases | + | \$842.75 |
| Balance Transfers | | \$0.00 |
| Advances | | \$0.00 |
| Other Debits | | \$0.00 |
| Fees Charged | | \$0.00 |
| Interest Charged | | \$0.00 |
| New Balance | = | \$694.01^{CR} |
| Past Due | | \$0.00 |
| Minimum Payment Due | | \$0.00 |
| Credit Line | | \$22,000.00 |
| Available Credit | | \$22,694.01 |
| Days in Billing Period | | 31 |



Payment Options:



No payment is required.

CPN 001040722

Cardmember Service

Credit Balance

24-Hour Cardmember Service: 1-866-552-8855

- ☎ . to pay by phone
- ☎ . to change your address

000012117 01 SP 000638585119583 P Y

HURON SCHOOL DISTRICT
 ACCOUNTS PAYABLE
 PO BOX 949
 HURON SD 57350-0949



| |
|---|
| Account Number: |
| Your account has a credit balance of \$694.01. |
| Please DO NOT SEND a payment for this amount. |

American Bank & Trust



September 2020 Statement 08/22/2020 - 09/21/2020
 HURON SCHOOL DISTRICT (CPN 001040722)

Page 2 of 4

Cardmember Service 1-866-552-8855

Bonus Rewards

Rewards Center Activity as of 09/20/2020

| | |
|--------------------------|---------|
| Rewards Center Activity* | -60,000 |
| Rewards Center Balance | 2,249 |

*This item includes points redeemed, expired and adjusted.

| Rewards Earned | This Statement | Year to Date |
|--------------------------------|----------------|---------------|
| Points Earned on Net Purchases | -94 | 43,720 |
| 25% Monthly Bonus | -23 | 10,929 |
| Total Earned | -117 | 54,649 |

For rewards program inquiries and redemptions, call 1-888-229-8864 from 8:00 am to 10:00 pm (CST) Monday through Friday, 8:00 am to 5:30 pm (CST) Saturday and Sunday. Automated account information is available 24 hours a day, 7 days a week.

Important Messages

Paying Interest: You have a 24 to 30 day interest-free period for Purchases provided you have paid your previous balance in full by the Payment Due Date shown on your monthly Account statement. In order to avoid additional INTEREST CHARGES on Purchases, you must pay your new balance in full by the Payment Due Date shown on the front of your monthly Account statement.

There is no interest-free period for transactions that post to the Account as Advances or Balance Transfers except as provided in any Offer Materials. Those transactions are subject to interest from the date they post to the Account until the date they are paid in full.

Your account has a credit balance. We can hold and apply this balance against future purchases and cash advances, or refund it. If you would like a check mailed to you in the amount of the credit balance, simply call us and speak to a representative.

Speed through checkout while earning rewards with PayPal. Go to the Mobile App or manage your account online. Link your card to PayPal today.

Account Security is very important to you and to us. When you use your Card to make a purchase, particularly over the phone or online, you may be asked to provide a card security code, sometimes called a CVV. This information is used to help confirm that it is you using the Card and that the Card is authentic.

Transactions CHRISTOPHERSON,KELLY Credit Limit \$22000

| Post Date | Trans Date | Ref # | Transaction Description | Amount | Notation |
|----------------------|------------|-------|--|----------|----------|
| Other Credits | | | | | |
| 09/08 | 09/04 | 6172 | OLD NAVY ON-LINE 800-OLDNAVY OH MERCHANDISE/SERVICE RETURN | \$250.00 | CR _____ |
| 09/08 | 09/04 | 6180 | OLD NAVY ON-LINE 800-OLDNAVY OH MERCHANDISE/SERVICE RETURN | \$174.36 | CR _____ |
| 09/08 | 09/04 | 6198 | OLD NAVY ON-LINE 800-OLDNAVY OH MERCHANDISE/SERVICE RETURN | \$250.00 | CR _____ |
| 09/08 | 09/04 | 6206 | OLD NAVY ON-LINE 800-OLDNAVY OH MERCHANDISE/SERVICE RETURN | \$250.00 | CR _____ |
| 09/09 | 09/08 | 7267 | VISTAPR*VistaPrint.com 866-8936743 MA MERCHANDISE/SERVICE RETURN | \$12.40 | CR _____ |

Continued on Next Page

American Bank & Trust

September 2020 Statement 08/22/2020 - 09/21/2020
 HURON SCHOOL DISTRICT (CPN 001040722)

Page 3 of 4

Cardmember Service ☎ 1-866-552-8855

Transactions CHRISTOPHERSON,KELLY Credit Limit \$22000

| Post Date | Trans Date | Ref # | Transaction Description | Amount | Notation |
|-----------------------------------|------------|-------|---------------------------------------|-----------|----------|
| Purchases and Other Debits | | | | | |
| 08/26 | 08/25 | 1519 | THERMOWORKS INC 801-756-7705 UT | \$279.99 | _____ |
| 09/09 | 09/08 | 3916 | VISTAPR*VistaPrint.com 866-8936743 MA | \$202.88 | _____ |
| 09/14 | 09/13 | 6901 | ADOBE CREATIVE CLOUD 408-536-6000 CA | \$359.88 | _____ |
| Total for Account | | | | \$94.01CR | |

Transactions BILLING ACCOUNT ACTIVITY

| Post Date | Trans Date | Ref # | Transaction Description | Amount | Notation |
|-----------------------------------|------------|-------|--|---------------|----------|
| Payments and Other Credits | | | | | |
| 09/02 | | | POINTS REDEEMED FOR STATEMENT CREDIT CREDIT ADJUSTMENT | \$600.00CR | _____ |
| 09/14 | 09/13 | 0221 | PAYMENT THANK YOU | \$16,780.19CR | _____ |
| Total for Account | | | | \$17,380.19CR | |

| 2020 Totals Year-to-Date | |
|--------------------------------|--------|
| Total Fees Charged in 2020 | \$1.49 |
| Total Interest Charged in 2020 | \$0.00 |

Interest Charge Calculation

Your Annual Percentage Rate (APR) is the annual interest rate on your account.

**APR for current and future transactions.

| Balance Type | Balance By Type | Balance Subject to Interest Rate | Variable | Interest Charge | Annual Percentage Rate | Expires with Statement |
|--------------------|-----------------|----------------------------------|----------|-----------------|------------------------|------------------------|
| **BALANCE TRANSFER | \$0.00 | \$0.00 | YES | \$0.00 | 14.99% | |
| **PURCHASES | \$0.00 | \$0.00 | YES | \$0.00 | 14.99% | |
| **ADVANCES | \$0.00 | \$0.00 | YES | \$0.00 | 23.99% | |

Eckmann, Tiffany

From: orders@thermoworks.com
Sent: Tuesday, August 25, 2020 3:12 PM
To: Huron AP
Subject: Your order no. 675-SO-2738048 has been received

Dear Huron School District #2-2,

Thank you for shopping at ThermoWorks.

Your order no. 675-SO-2738048 has been received.

Order Summary:

| Item | Qty | Description | Options | Rate | Amount |
|---|-----|------------------|---------|--------------|-----------------|
| WAND™ - No Touch Forehead Thermometer (FDA-Cleared) | 4 | ThermoWorks WAND | | \$69.00 | \$276.00 |
| | | | | Subtotal | \$276.00 |
| | | | | Shipping | \$3.99 |
| | | | | Tax | \$0.00 |
| | | | | Total | \$279.99 |

Order Shipping Information:

Tiffany Eckmann
Huron School District #2-2
150 5th St Sw
Huron SD 57350
United States
Phone: (605) 353-6995

Ship Via: USPS Priority Flat Rate

Most orders ship the same or next business day. You will receive a confirmation email with a tracking number when your order ships from thermoworks@thermoworks.com. If you ordered over a weekend or holiday, your order will most likely ship on the next business day. This processing and fulfillment day is not counted as a transit day.

For inquiries, please email us at orders@thermoworks.com or call 800-393-6434 or 801-756-7705 during business hours, M-F 8am-5pm Mountain Time.

ThermoWorks Return Policy:

Returns for credit are only accepted from the original purchaser. Returns or exchanges allowed within 30 days only if product is unused, unopened and includes all original materials. Exchanges are subject to shipping charges and any additional difference in product cost. Customs, special orders, and calibrations are not refundable. Individual kit items cannot be exchanged or returned.

Thank you for your business!

If you have any questions or concerns please call us at 801-756-7705 during normal business hours, M-F 6am-8pm and Saturdays 9am-4pm Mountain Time or email orders@thermoworks.com.

This email does not constitute a contract to supply subject items. ThermoWorks cannot ship some items to

Your Vistaprint Order Confirmation



[Add Vistaprint to your address book](#)

My Account:2034-0169-3753

THANK YOU FOR YOUR ORDER

Your Order Number: **3JN7N-06A91-8L7** • [Track It](#)

Hi Tiffany,

Here are your order details:

Order Date: 9/8/2020

Delivery Option (*): Standard

You can expect to receive items in your order by:

- Business card - premium matte September 18
- Business card - premium matte September 18
- Business card - premium matte September 18
- Business card - premium matte September 18
- Business card - premium matte September 18
- Business card - premium matte September 18
- Business card - premium matte September 18

Payment Type : Visa

Order Summary



[Edit Your Design](#)

Business cards - premium matte

Qty: 500

Base Price ~~30.00~~ **\$25.50**

Item Total **\$25.50**



[Edit Your Design](#)

Business cards - premium matte

Qty: 500

Base Price ~~30.00~~ **\$25.50**

Item Total **\$25.50**



[Edit Your Design](#)

Business cards - premium matte

Qty: 500

Base Price ~~30.00~~ **\$25.50**

Item Total **\$25.50**



[Edit Your Design](#)

Business cards - premium matte

Qty: 500

Base Price ~~30.00~~ **\$25.50**

Item Total **\$25.50**



[Edit Your Design](#)

Business cards - premium matte

Qty: 500

Base Price ~~\$30.00~~ **\$25.50**

Item Total **\$25.50**



[Edit Your Design](#)

Business cards - premium matte

Qty: 500

Base Price ~~\$30.00~~ **\$25.50**

Item Total **\$25.50**



[Edit Your Design](#)

Business cards - premium matte

Qty: 500

Base Price ~~\$30.00~~ **\$25.50**

Item Total **\$25.50**

Merchandise: \$178.50
 Shipping Charges: \$11.99
 Sales Tax: \$12.39
Total: \$202.88

Sold By

Vistaprint Netherlands BV
 Hudsonweg 8
 Venlo, The Netherlands 5928LW

Shipping To:

Tiffany Eckmann
 Huron School District #2-2
 150 5th St SW
 Huron SD 57350
 US

[Edit Shipping Address](#)

(Address cannot be updated after your order has printed.)

Billed To:

Tiffany Eckmann
 Huron School District #2-2
 150 5th St SW
 Huron SD 57350
 US

Need Help?

[Click here to contact our Customer Care Team](#)



INVOICE



Adobe Inc.
345 Park Ave
San Jose, CA 95110

Reprint Page 1 of 1

Invoice Number: 1258597265
Invoice Date: SEP-12-20
Payment Terms: Credit Card
Due Date: SEP-19-20
Purchase Order: HDB039975001EDU
Contract No 00004490
Order Number: 5025091624
Order Date: SEP-12-18
Customer No.: 1452233
Bill to No. 551221734
Adobe Contact Information:
<https://helpx.adobe.com/contact.html>

Bill To:
Tiffany Eckmann
aa
SAN JOSE CA 95110

| Line No | Material No / Description | UOM | Unit Price | Qty | Extended Price |
|----------------------|--|-----|-----------------------|----------------------|-----------------|
| 000020 | 65230032 Creative Cloud Indiv ALL MLP 12MO Ed PRPD DSP Rnw MUN 1YR ED RNW | EA | 359.88 | 1 | 359.88 |
| North America | | | | | |
| | | | Invoice Totals | | |
| | | | S & H | Sales Tax | Currency |
| | | | 0.00 | 0.00 | USD |
| | | | Qty Shipped | Invoice Total | |
| | | | 1 | 359.88 | |

Comments:

Attachment “B”

Imprest Account Check Register

10/08/2020 7:58 AM

User ID: PLB

Checking Account ID: 1

Check Type: Check

| Check Number | Check Date | Cleared | Void | Void Date | Entity ID | Entity Name | Amount |
|--------------|------------|---------|------|------------|-----------|------------------------------------|----------|
| 79019 | 09/17/2020 | | | | 012110 | ROGER AHLERS | 417.31 |
| 79020 | 09/17/2020 | | | | 013634 | KATHIE BOSTROM | 62.50 |
| 79021 | 09/17/2020 | | | | 013175 | CENTURY LINK | 408.70 |
| 79022 | 09/17/2020 | | | | 011030 | STEVE CHARRON | 150.00 |
| 79023 | 09/17/2020 | | | | 002075 | CHESTERMAN COMPANY | 8.70 |
| 79024 | 09/17/2020 | | | | 014024 | COUNCIL ON COLLEGE ADMISSION IN SD | 40.00 |
| 79025 | 09/17/2020 | | | | 010265 | ROBERT DEBOER | 150.00 |
| 79026 | 09/17/2020 | | | | 012285 | GARY DUFFY | 140.40 |
| 79027 | 09/17/2020 | | | | 012286 | TERRY DUFFY | 116.88 |
| 79028 | 09/17/2020 | | | | 013033 | LINDA ECK | 41.82 |
| 79029 | 09/17/2020 | | | | 012288 | JOHN HALBKAT | 17.16 |
| 79030 | 09/17/2020 | | | | 014775 | RICHIE HUTCINSON | 227.48 |
| 79031 | 09/17/2020 | | | | 014776 | RUSTY KEITH | 125.00 |
| 79032 | 09/17/2020 | | | | 010354 | ROGER LOECKER | 150.00 |
| 79033 | 09/17/2020 | | | | 013779 | KEITH MATTHIESEN | 125.00 |
| 79034 | 09/17/2020 | | | | 006700 | NORTHWESTERN ENERGY | 2,802.91 |
| 79035 | 09/17/2020 | | | | 010124 | TERRY ROTERT | 106.49 |
| 79036 | 09/17/2020 | | | | 012007 | JEFF SCHRODER | 125.00 |
| 79037 | 09/17/2020 | | | | 014401 | JAMES STUECKRATH | 209.45 |
| 79038 | 09/17/2020 | | | | 013281 | DIANNE TAPKEN | 18.72 |
| 79039 | 09/17/2020 | | | | 014273 | LESLE TOBKIN | 95.00 |
| 79040 | 09/17/2020 | | | | 014592 | STEPHANIE TSCHETTER | 70.33 |
| 79041 | 09/17/2020 | | | | 014062 | BRIAN WHETHAM | 125.00 |
| 79042 | 09/17/2020 | | | | 014576 | YANKTON BAND BOOSTERS/M2M | 75.00 |
| 79043 | 09/18/2020 | | | | 014931 | LYNDSAY POLZIN-SCOTT | 3,281.18 |
| 79044 | 09/21/2020 | | | | 014834 | ABERDEEN RONCALLI SCHOOL DISTRICT | 75.00 |
| 79045 | 09/21/2020 | | | | 014923 | SPENCER ABERLE | 184.76 |
| 79046 | 09/21/2020 | | | | 014927 | LISA BELDEN | 187.20 |
| 79047 | 09/21/2020 | | | | 014202 | CHRISTINA BENNETT | 221.64 |
| 79048 | 09/21/2020 | | | | 013720 | JASON BRUNSON | 120.00 |
| 79049 | 09/21/2020 | | | | 011575 | MATT CLARK | 220.00 |
| 79050 | 09/21/2020 | | | | 013374 | RENEE CUMMINGS | 195.60 |
| 79051 | 09/21/2020 | | | | 014932 | DAKOTA TIMING, LLC | 1,800.00 |
| 79052 | 09/21/2020 | | | | 010911 | KELLEY DEVINE | 191.64 |
| 79053 | 09/21/2020 | | | | 013558 | JASPER DIEGEL | 120.00 |
| 79054 | 09/21/2020 | | | | 012391 | BOBBY FOSSUM | 120.00 |
| 79055 | 09/21/2020 | | | | 013557 | BRANDY GANGLE | 230.04 |
| 79056 | 09/21/2020 | | | | 012392 | TAMMY GRIFFITH | 120.00 |
| 79057 | 09/21/2020 | | | | 014209 | RYAN HUIZENGA | 96.20 |
| 79058 | 09/21/2020 | | | | 012830 | JEREMY JAMES | 170.00 |
| 79059 | 09/21/2020 | | | | 013411 | COLLEEN JENSEN | 149.99 |
| 79060 | 09/21/2020 | | | | 011561 | KLINT KINNEY | 120.00 |
| 79061 | 09/21/2020 | | | | 014756 | ALYSSA KROGSTRAND | 120.00 |
| 79062 | 09/21/2020 | | | | 014217 | RALEIGH LARSON | 35.52 |
| 79063 | 09/21/2020 | | | | 014010 | GARY MARX | 110.00 |
| 79064 | 09/21/2020 | | | | 011582 | JULIE ORTMAN | 90.00 |
| 79065 | 09/21/2020 | | | | 013368 | DOUG PIETZ | 220.00 |
| 79066 | 09/21/2020 | | | | 014427 | KATRINA SCHNABEL | 195.60 |
| 79067 | 09/21/2020 | | | | 014006 | BLAIR SCOLAR | 120.00 |
| 79068 | 09/21/2020 | | | | 013749 | WADE STOBBS | 220.00 |
| 79069 | 09/21/2020 | | | | 013719 | DAN THIELSEN | 130.00 |
| 79070 | 09/21/2020 | | | | 014573 | JASON WEAR | 174.52 |
| 79071 | 09/21/2020 | | | | 011607 | KRISTIN WHEELER | 144.00 |
| 79072 | 09/21/2020 | | | | 010554 | CARRIE WIEMAN | 120.00 |
| 79073 | 09/21/2020 | | | | 010120 | SDGJA | 100.00 |
| 79074 | 09/29/2020 | | X | 09/22/2020 | 013123 | AT & T MOBILITY | 70.00 |
| 79075 | 09/29/2020 | | | | 013402 | DAVE BESTE | 153.00 |
| 79076 | 09/29/2020 | | | | 014779 | BMI | 254.53 |

10/08/2020 7:58 AM

User ID: PLB

Checking Account ID: 1

Check Type: Check

| Check Number | Check Date | Cleared | Void | Void Date | Entity ID | Entity Name | Amount |
|--------------|------------|---------|------|-----------|-----------|-------------------------------|----------|
| 79077 | 09/29/2020 | | | | 014934 | BREANNE BRANDENBURG | 73.49 |
| 79078 | 09/29/2020 | | | | 014643 | ERIK GERLACH | 191.64 |
| 79079 | 09/29/2020 | | | | 014935 | HEATHER GOEHNER | 8.43 |
| 79080 | 09/29/2020 | | | | 012288 | JOHN HALBKAT | 74.54 |
| 79081 | 09/29/2020 | | | | 014689 | KYLE JOHNSON | 320.00 |
| 79082 | 09/29/2020 | | | | 014403 | RACHEL KARY | 360.00 |
| 79083 | 09/29/2020 | | | | 006242 | MIDCONTINENT COMMUNICATIONS | 1,418.00 |
| 79084 | 09/29/2020 | | | | 010025 | UNITED PARCEL SERVICE | 11.49 |
| 79085 | 09/30/2020 | | | | 010947 | DIV OF CRIMINAL INVESTIGATION | 43.25 |
| 79086 | 10/06/2020 | | | | 012693 | BRANDON VALLEY HIGH SCHOOL | 30.00 |
| 79087 | 10/06/2020 | | | | 010052 | CHAR CARDA | 240.00 |
| 79088 | 10/06/2020 | | | | 013175 | CENTURY LINK | 1,869.68 |
| 79089 | 10/06/2020 | | | | 013175 | CENTURY LINK | 224.59 |
| 79090 | 10/06/2020 | | | | 011575 | MATT CLARK | 220.00 |
| 79091 | 10/06/2020 | | | | 014767 | ERIC DIEHM | 162.80 |
| 79092 | 10/06/2020 | | | | 011492 | DEAN DUXBURY | 225.36 |
| 79093 | 10/06/2020 | | | | 014538 | CINDY ECKMANN | 46.26 |
| 79094 | 10/06/2020 | | | | 013118 | LEXI ECKMANN | 75.00 |
| 79095 | 10/06/2020 | | | | 012429 | JENNIFER FUCHS | 260.00 |
| 79096 | 10/06/2020 | | | | 010428 | DENNIS HEINZ | 60.00 |
| 79097 | 10/06/2020 | | | | 004840 | IMPACT APPLICATIONS | 550.00 |
| 79098 | 10/06/2020 | | | | 014403 | RACHEL KARY | 194.85 |
| 79099 | 10/06/2020 | | | | 011561 | KLINT KINNEY | 80.00 |
| 79100 | 10/06/2020 | | | | 014418 | JOHN KROGSTRAND | 125.00 |
| 79101 | 10/06/2020 | | | | 014727 | JETT MCGIRR | 60.00 |
| 79102 | 10/06/2020 | | | | 006242 | MIDCONTINENT COMMUNICATIONS | 4,725.00 |
| 79103 | 10/06/2020 | | | | 014452 | JOEY MITCHELL | 140.00 |
| 79104 | 10/06/2020 | | | | 013622 | TIM NIHART | 45.00 |
| 79105 | 10/06/2020 | | | | 013368 | DOUG PIETZ | 80.00 |
| 79106 | 10/06/2020 | | | | 011141 | GREG RISLOV | 125.00 |
| 79107 | 10/06/2020 | | | | 010686 | STEVE ROUNDS | 222.44 |
| 79108 | 10/06/2020 | | | | 010891 | MIKE RUTH | 80.00 |
| 79109 | 10/06/2020 | | | | 014925 | RALYNA SCHILLING | 41.93 |
| 79110 | 10/06/2020 | | | | 013749 | WADE STOBBS | 220.00 |
| 79111 | 10/06/2020 | | | | 014592 | STEPHANIE TSCHETTER | 385.00 |
| 79112 | 10/06/2020 | | | | 014200 | CHAD UHRIG | 125.00 |
| 79113 | 10/06/2020 | | | | 014933 | KRISTEN WILLIAMS | 135.00 |
| 79114 | 10/07/2020 | | | | 011758 | WALMART | 205.37 |

| | | | | | |
|-------------------------|--------------|-------------|--------|----------------------|-----------|
| Check Type Total: | Check | Void Total: | 100.00 | Total without Voids: | 29,023.39 |
| Checking Account Total: | 1 | Void Total: | 100.00 | Total without Voids: | 29,023.39 |
| | Grand Total: | Void Total: | 100.00 | Total without Voids: | 29,023.39 |

Attachment “C”

Activity Account
Summary Check Register

Check Register by Checking Account

Checking Account ID: 7

Check Type: Check

| Check Number | Check Date | Cleared | Void | Void Date | Entity ID | Entity Name | Amount | | |
|-------------------------|------------|--------------|------|-----------|-----------|--------------------------------|----------|----------------------|-----------|
| 9493 | 09/04/2020 | | | | 012254 | RITA BASZLER | 96.93 | | |
| 9494 | 09/04/2020 | | | | 012429 | JENNIFER FUCHS | 516.66 | | |
| 9495 | 09/04/2020 | | | | 007189 | PB SPORTS | 220.46 | | |
| 9496 | 09/04/2020 | | | | 013583 | CAROLYN WESTBY | 25.00 | | |
| 9497 | 09/10/2020 | | | | 001591 | BSN SPORTS LLC | 267.91 | | |
| 9498 | 09/10/2020 | | | | 010380 | MIKE CARDA | 175.79 | | |
| 9499 | 09/10/2020 | | | | 002144 | COBORNS INC | 38.28 | | |
| 9500 | 09/10/2020 | | | | 002230 | CREATIVE PRINTING COMPANY | 31.82 | | |
| 9501 | 09/10/2020 | | | | 014403 | RACHEL KARY | 319.50 | | |
| 9502 | 09/10/2020 | | | | 005944 | MAXWELL FOOD EQUIPMENT | 394.53 | | |
| 9503 | 09/10/2020 | | | | 014526 | TERRI SCHLADER | 25.00 | | |
| 9504 | 09/17/2020 | | | | 010078 | CASEY'S GENERAL STORE | 447.68 | | |
| 9505 | 09/17/2020 | | | | 002144 | COBORNS INC | 26.97 | | |
| 9506 | 09/17/2020 | | | | 002230 | CREATIVE PRINTING COMPANY | 716.08 | | |
| 9507 | 09/17/2020 | | | | 014918 | COOPER FRYBERGER | 78.20 | | |
| 9508 | 09/17/2020 | | | | 007915 | HURON SCHOOL NUTRITION PROGRAM | 172.50 | | |
| 9509 | 09/17/2020 | | | | 800131 | NATIONAL FFA ORGANIZATION | 125.00 | | |
| 9510 | 09/17/2020 | | | | 007189 | PB SPORTS | 2,092.73 | | |
| 9511 | 09/17/2020 | | | | 010668 | SARAH RUBISH | 143.00 | | |
| 9512 | 09/17/2020 | | | | 014930 | AUBREY RUTLEDGE | 61.96 | | |
| 9513 | 09/17/2020 | | | | 008009 | SCHOLASTIC, INC | 67.31 | | |
| 9514 | 09/17/2020 | | | | 800182 | SD FFA ASSOCIATION | 175.00 | | |
| 9515 | 09/25/2020 | | | | 001462 | BAND SHOPPE | 99.80 | | |
| 9516 | 09/25/2020 | | | | 007915 | HURON SCHOOL NUTRITION PROGRAM | 143.09 | | |
| 9517 | 09/25/2020 | | | | 014050 | KAREN JANES | 70.00 | | |
| 9518 | 09/25/2020 | | | | 011687 | MICHELLE JOHNSON | 113.75 | | |
| 9519 | 09/25/2020 | | | | 005947 | GLENN MARTINSON | 28.71 | | |
| 9520 | 09/25/2020 | | | | 007189 | PB SPORTS | 3,863.82 | | |
| 9521 | 09/25/2020 | | | | 010668 | SARAH RUBISH | 162.80 | | |
| 9522 | 09/25/2020 | | | | 008612 | THE UPS STORE | 117.15 | | |
| Check Type Total: | | Check | | | | Void Total: | 0.00 | Total without Voids: | 10,817.43 |
| Checking Account Total: | | 7 | | | | Void Total: | 0.00 | Total without Voids: | 10,817.43 |
| | | Grand Total: | | | | Void Total: | 0.00 | Total without Voids: | 10,817.43 |

Attachment “D”

Financial Reports

- District Insurance & Flex Account
- Huron School District Activity Accounts
- Balance Sheet
- Revenue Report
- Summary Expenditure Report
- Detail Expenditure Report

Huron School District Insurance and Flex Account

September-2020

American Bank & Trust

| <u>BALANCE</u> | 8/31/2020 | <u>HEALTH</u> | <u>Life</u> | <u>OPT. LIFE</u> | <u>FLEX</u> | <u>Flex Fee</u> | <u>BALANCE</u> |
|-----------------------------|------------------|----------------------|--------------------|-------------------------|--------------------|------------------------|-------------------------|
| | | 84,536.62 | 69.38 | 125.13 | 29,779.38 | 1,031.25 | 115,541.76 |
| <u>RECEIPTS</u> | | | | | | | |
| Premiums | | 229,888.20 | | | | | |
| 2019 Flex Refund | | | | | | | |
| Flex | | | | | 8,302.92 | 342.00 | |
| Life | | | 1,402.48 | | | | |
| Loan | | | | | | | |
| Interest | | 67.20 | | | | | |
| Optional Life | | | | 737.20 | | | |
| TOTAL RECEIPTS | | 229,955.40 | 1,402.48 | 737.20 | 8,302.92 | 342.00 | 240,740.00 |
| <u>DISBURSEMENTS</u> | | | | | | | |
| ASBSD - health | | 278,662.72 | | | | | |
| Flex Claims | | | | | 9,101.74 | | |
| Flex Fee | | | | | | 327.75 | |
| Flex Initial Fund | | | | | | | |
| Life | | | 1,406.53 | | | | |
| Optional Life | | | | 862.33 | | | |
| TOTAL DISBURSEMENTS | | 278,662.72 | 1,406.53 | 862.33 | 9,101.74 | 327.75 | 290,361.07 |
| <u>BALANCE</u> | 9/30/2020 | 35,829.30 | 65.33 | 0.00 | 28,980.56 | 1,045.50 | 0.00 |
| | | | | | | | <u>65,920.69</u> |
| | | | | | | | 65,920.69 |

| HURON SCHOOL DISTRICT ACTIVITY ACCOUNTS | | | | | | |
|--|----|-------------------|----|------------------|----|-------------------|
| September 2020 | | | | | | |
| MIDDLE SCHOOL ACCOUNTS | | | | | | |
| Library | \$ | 127.55 | \$ | - | \$ | 127.55 |
| Student Council | \$ | 8,441.43 | \$ | - | \$ | 8,327.68 |
| Vocal | \$ | 915.68 | \$ | - | \$ | 915.68 |
| Industrial Technology/FACS | \$ | 1,478.55 | \$ | - | \$ | 1,478.55 |
| Band Club | \$ | 4,356.34 | \$ | - | \$ | 4,356.34 |
| MS Parent Advisory Council | \$ | 6,514.53 | \$ | - | \$ | 6,514.53 |
| Munce's Math Night | \$ | 20.63 | \$ | - | \$ | 20.63 |
| Middle School Teachers | \$ | 811.41 | \$ | 21.21 | \$ | 832.62 |
| Destination Imagination | \$ | 14,051.87 | \$ | - | \$ | 14,051.87 |
| Kindness Club | \$ | 2,277.29 | \$ | - | \$ | 2,277.29 |
| MS Quiz Bowl | \$ | 1,054.66 | \$ | - | \$ | 1,054.66 |
| MS Orchestra | \$ | 3,050.00 | \$ | - | \$ | 3,050.00 |
| TOTAL MIDDLE SCHOOL | \$ | 43,099.94 | \$ | 21.21 | \$ | 43,007.40 |
| ATHLETIC CLUBS | | | | | | |
| High School Football | \$ | 398.03 | \$ | 3,657.00 | \$ | 2,202.52 |
| High School Volleyball | \$ | 75.87 | \$ | - | \$ | 75.87 |
| High School Gymnastics | \$ | 0.20 | \$ | - | \$ | 0.20 |
| High School Girl's BB | \$ | 473.53 | \$ | - | \$ | 473.53 |
| Girl's Tennis | \$ | 984.15 | \$ | - | \$ | 984.15 |
| High School Golf | \$ | 1,578.23 | \$ | - | \$ | 1,578.23 |
| High School Wrestling | \$ | 10,119.82 | \$ | - | \$ | 10,119.82 |
| Cross Country | \$ | 1,622.13 | \$ | 542.63 | \$ | 2,164.76 |
| Girl's Soccer | \$ | 243.62 | \$ | - | \$ | 243.62 |
| Boy's Tennis | \$ | 125.67 | \$ | - | \$ | 125.67 |
| Sideline Cheerleaders | \$ | 726.13 | \$ | - | \$ | 726.13 |
| Cheer/Dance | \$ | 2,226.00 | \$ | 1,507.50 | \$ | 1,307.54 |
| Power Lifting | \$ | 90.25 | \$ | - | \$ | 90.25 |
| TOTAL ATHLETIC CLUBS | \$ | 18,663.63 | \$ | 5,707.13 | \$ | 20,092.29 |
| OTHER DISTRICT ACCOUNTS | | | | | | |
| Administrators | \$ | 65.47 | \$ | 404.00 | \$ | 444.47 |
| School Board | \$ | 108.48 | \$ | - | \$ | 83.48 |
| SPED Accounts | \$ | 21,001.60 | \$ | 100.00 | \$ | 21,101.60 |
| Buchanan Elementary | \$ | 16,253.96 | \$ | - | \$ | 16,253.96 |
| Madison Elementary | \$ | 2,542.03 | \$ | 81.35 | \$ | 2,497.74 |
| Washington Elementary | \$ | 5,200.40 | \$ | 100.00 | \$ | 5,300.40 |
| Huron Tennis Association | \$ | 5,590.90 | \$ | - | \$ | 5,590.90 |
| 50/50 | \$ | 1,590.00 | \$ | 695.00 | \$ | 2,285.00 |
| Washington PTO | \$ | 6,161.28 | \$ | - | \$ | 6,093.97 |
| Interest Earned | \$ | 844.18 | \$ | 174.90 | \$ | 1,019.08 |
| TOTAL OTHER ACCOUNTS | \$ | 59,358.30 | \$ | 1,555.25 | \$ | 60,670.60 |
| MONTH TO DATE | \$ | 272,448.96 | \$ | 10,120.76 | \$ | 271,752.29 |

| <u>Account Number</u> | <u>Description</u> | <u>Previous Balance</u> | <u>Current Month</u> | <u>Ending Balance</u> |
|---|----------------------------------|-------------------------|----------------------|------------------------|
| Fund: 00 GENERAL LONG-TERM DEBT GROUP | | | | |
| <u>Long-term Liabilities</u> | | | | |
| 00 501 | BONDS PAYABLE | 26,610,000.00 | 0.00 | 26,610,000.00 |
| 00 502 | C.O. CERTIFICATES PAYABLE | 11,600,000.00 | 0.00 | 11,600,000.00 |
| 00 504 | ACCRUED LEAVE PAYABLE | 133,242.00 | 0.00 | 133,242.00 |
| 00 509 | OTHER LONG-TERM LIABILITIES | 995,639.70 | 0.00 | 995,639.70 |
| | Long-term Liabilities Subtotal: | <u>39,338,881.70</u> | <u>0.00</u> | <u>39,338,881.70</u> |
| <u>Fund Balance</u> | | | | |
| 00 706 | NET INVESTMENT IN CAPITAL ASSETS | (39,033,804.70) | 0.00 | (39,033,804.70) |
| 00 708 | UNRESTRICTED NET POSITION | (305,077.00) | 0.00 | (305,077.00) |
| | Fund Balance Subtotal: | <u>(39,338,881.70)</u> | <u>0.00</u> | <u>(39,338,881.70)</u> |
| Total Liabilities, Deferred Inflows of Resources, and Fund Equity: | | <u>0.00</u> | <u>0.00</u> | <u>0.00</u> |

| <u>Account Number</u> | <u>Description</u> | <u>Previous Balance</u> | <u>Current Month</u> | <u>Ending Balance</u> |
|--|----------------------------------|-------------------------|----------------------|-----------------------|
| Fund: 10 GENERAL FUND | | | | |
| <u>Current Assets</u> | | | | |
| 10 101 | CASH IN BANK | 4,101,778.86 | 1,239,695.16 | 5,341,474.02 |
| 10 103 | CASH CHANGE | 8,580.00 | 0.00 | 8,580.00 |
| 10 108 | IMPREST | 25,000.00 | 0.00 | 25,000.00 |
| 10 110 | TAXES RECEIVABLE | 2,190,404.81 | 0.00 | 2,190,404.81 |
| 10 112 | TAXES REC. - DELINQUENT | 66,080.07 | 0.00 | 66,080.07 |
| 10 120 | ACCOUNTS RECEIVABLE | 0.00 | 0.00 | 0.00 |
| 10 140 | DUE FROM STATE GOVERNMENT | 550,173.00 | (550,173.00) | 0.00 |
| 10 192 | PREPAID WORKERS COMP. EXP. | 52,861.24 | (5,186.77) | 47,674.47 |
| | Current Assets Subtotal: | 6,994,877.98 | 684,335.39 | 7,679,213.37 |
| <u>Other Assets</u> | | | | |
| 10 390 | BUDGETED REVENUE | 22,520,000.00 | 0.00 | 22,520,000.00 |
| 10 392 | LESS: REVENUE RECEIVED | (3,077,817.05) | (2,546,103.18) | (5,623,920.23) |
| | Other Assets Subtotal: | 19,442,182.95 | (2,546,103.18) | 16,896,079.77 |
| Total Assets and Deferred Outflows of Resources: | | 26,437,060.93 | (1,861,767.79) | 24,575,293.14 |
| <u>Current Liabilities</u> | | | | |
| 10 402 | ACCOUNTS PAYABLE | 422,643.18 | (145,745.78) | 276,897.40 |
| 10 404 | CONTRACTS PAYABLE | 0.00 | 0.00 | 0.00 |
| 10 415 | AMOUNT HELD FOR OTHERS | 0.00 | 0.00 | 0.00 |
| 10 451 | FICA TAX | 0.00 | 0.00 | 0.00 |
| 10 452 | RETIREMENT PAYABLE | 0.00 | 0.00 | 0.00 |
| 10 453 | HEALTH INS. PAYABLE | 0.00 | 0.00 | 0.00 |
| 10 454 | PR DEDUCTION-DEPENDENT CARE | 0.00 | 0.00 | 0.00 |
| 10 456 | PR DEDUCTION-TSA | 0.00 | 0.00 | 0.00 |
| 10 457 | MISC DEDUCTS PAYABLE | 5,161.04 | 0.00 | 5,161.04 |
| 10 458 | LIFE PAYABLE | 0.00 | 0.00 | 0.00 |
| 10 459 | PR DEDUCTION-DENTAL | 0.00 | 0.00 | 0.00 |
| 10 460 | CAFETERIA COMP PAYABLE | 0.00 | 0.00 | 0.00 |
| 10 461 | NORDBY CENTER | 0.00 | 0.00 | 0.00 |
| | Current Liabilities Subtotal: | 427,804.22 | (145,745.78) | 282,058.44 |
| <u>Long-term Liabilities</u> | | | | |
| 10 551 | UNAVAILABLE REVENUE - PROP TAXES | 2,256,484.88 | 0.00 | 2,256,484.88 |
| | Long-term Liabilities Subtotal: | 2,256,484.88 | 0.00 | 2,256,484.88 |
| <u>Other Liabilities</u> | | | | |
| 10 603 | ENCUMBRANCES | (35,429.51) | 37,299.28 | 1,869.77 |
| 10 690 | BUDGETED EXPENDITURES | 22,520,000.00 | 0.00 | 22,520,000.00 |
| 10 692 | LESS: EXPENDITURES TO DATE | (1,817,156.79) | (1,716,022.01) | (3,533,178.80) |
| 10 694 | LESS: ENCUMBRANCE COMMITMENTS | 35,429.51 | (37,299.28) | (1,869.77) |
| | Other Liabilities Subtotal: | 20,702,843.21 | (1,716,022.01) | 18,986,821.20 |

| <u>Account Number</u> | <u>Description</u> | <u>Previous Balance</u> | <u>Current Month</u> | <u>Ending Balance</u> |
|---|----------------------------|-------------------------|-----------------------|-----------------------|
| <u>Fund Balance</u> | | | | |
| 10 752 | BUDGETED SURPLUS (DEFICIT) | 0.00 | 0.00 | 0.00 |
| 10 760 | UNASSIGNED | 3,049,928.62 | 0.00 | 3,049,928.62 |
| | Fund Balance Subtotal: | <u>3,049,928.62</u> | <u>0.00</u> | <u>3,049,928.62</u> |
| Total Liabilities, Deferred Inflows of Resources, and Fund Equity: | | <u>26,437,060.93</u> | <u>(1,861,767.79)</u> | <u>24,575,293.14</u> |

| <u>Account Number</u> | <u>Description</u> | <u>Previous Balance</u> | <u>Current Month</u> | <u>Ending Balance</u> |
|--|----------------------------------|-------------------------|----------------------|-----------------------|
| Fund: 21 CAPITAL OUTLAY FUND | | | | |
| <u>Current Assets</u> | | | | |
| 21 101 | CASH IN BANK | 2,749,922.15 | (464,962.56) | 2,284,959.59 |
| 21 110 | TAXES RECEIVABLE | 1,490,686.99 | 0.00 | 1,490,686.99 |
| 21 112 | TAXES REC. - DELINQUENT | 35,814.49 | 0.00 | 35,814.49 |
| | Current Assets Subtotal: | 4,276,423.63 | (464,962.56) | 3,811,461.07 |
| <u>Other Assets</u> | | | | |
| 21 390 | BUDGETED REVENUE | 3,676,000.00 | 0.00 | 3,676,000.00 |
| 21 392 | LESS: REVENUE RECEIVED | (456,303.98) | (19,428.35) | (475,732.33) |
| | Other Assets Subtotal: | 3,219,696.02 | (19,428.35) | 3,200,267.67 |
| Total Assets and Deferred Outflows of Resources: | | 7,496,119.65 | (484,390.91) | 7,011,728.74 |
| <u>Current Liabilities</u> | | | | |
| 21 402 | ACCOUNTS PAYABLE | 491,573.60 | (332,121.78) | 159,451.82 |
| | Current Liabilities Subtotal: | 491,573.60 | (332,121.78) | 159,451.82 |
| <u>Long-term Liabilities</u> | | | | |
| 21 551 | UNAVAILABLE REVENUE - PROP TAXES | 1,526,501.48 | 0.00 | 1,526,501.48 |
| | Long-term Liabilities Subtotal: | 1,526,501.48 | 0.00 | 1,526,501.48 |
| <u>Other Liabilities</u> | | | | |
| 21 603 | ENCUMBRANCE COMMITMENTS | (420,107.03) | 1,251.11 | (418,855.92) |
| 21 690 | BUDGETED EXPENDITURES | 5,676,000.00 | 0.00 | 5,676,000.00 |
| 21 692 | LESS: EXPENDITURES TO DATE | (1,530,442.43) | (152,269.13) | (1,682,711.56) |
| 21 694 | LESS: ENCUMBRANCE COMMITMENTS | 420,107.03 | (1,251.11) | 418,855.92 |
| | Other Liabilities Subtotal: | 4,145,557.57 | (152,269.13) | 3,993,288.44 |
| <u>Fund Balance</u> | | | | |
| 21 723 | CAPITAL OUTLAY | 3,332,487.00 | 0.00 | 3,332,487.00 |
| 21 752 | BUDGETED SURPLUS (DEFICIT) | (2,000,000.00) | 0.00 | (2,000,000.00) |
| | Fund Balance Subtotal: | 1,332,487.00 | 0.00 | 1,332,487.00 |
| Total Liabilities, Deferred Inflows of Resources, and Fund Equity: | | 7,496,119.65 | (484,390.91) | 7,011,728.74 |

| <u>Account Number</u> | <u>Description</u> | <u>Previous Balance</u> | <u>Current Month</u> | <u>Ending Balance</u> |
|--|---|----------------------------|----------------------------|----------------------------|
| Fund: 22 SPECIAL EDUCATION FUND | | | | |
| <u>Current Assets</u> | | | | |
| 22 101 | CASH IN BANK | 986,455.56 | (87,716.42) | 898,739.14 |
| 22 110 | TAXES RECEIVABLE | 1,012,051.31 | 0.00 | 1,012,051.31 |
| 22 112 | TAXES REC. - DELINQUENT | 19,336.62 | 0.00 | 19,336.62 |
| 22 140 | DUE FROM STATE GOVERNMENT | 0.00 | 0.00 | 0.00 |
| 22 192 | PREPAID EXPENSES | 11,459.15 | (801.69) | 10,657.46 |
| | Current Assets Subtotal: | <u>2,029,302.64</u> | <u>(88,518.11)</u> | <u>1,940,784.53</u> |
| <u>Other Assets</u> | | | | |
| 22 390 | BUDGETED REVENUE | 5,249,000.00 | 0.00 | 5,249,000.00 |
| 22 392 | LESS: REVENUE RECEIVED | (682,650.18) | (199,374.72) | (882,024.90) |
| | Other Assets Subtotal: | <u>4,566,349.82</u> | <u>(199,374.72)</u> | <u>4,366,975.10</u> |
| | Total Assets and Deferred Outflows of Resources: | <u><u>6,595,652.46</u></u> | <u><u>(287,892.83)</u></u> | <u><u>6,307,759.63</u></u> |
| <u>Current Liabilities</u> | | | | |
| 22 402 | ACCOUNTS PAYABLE | 23,078.37 | 17,263.68 | 40,342.05 |
| 22 404 | CONTRACTS PAYABLE | 0.00 | 0.00 | 0.00 |
| 22 451 | FICA TAX | 0.00 | 0.00 | 0.00 |
| 22 452 | RETIREMENT PAYABLE | 0.00 | 0.00 | 0.00 |
| 22 453 | PR DEDUCTION-INSURANCE | 0.00 | 0.00 | 0.00 |
| 22 454 | PR DEDUCTION-DEPENDENT CARE | 0.00 | 0.00 | 0.00 |
| 22 456 | PR DEDUCTION-TSA | 0.00 | 0.00 | 0.00 |
| 22 457 | MISC DEDUCTS PAYABLE | 1,112.24 | 0.00 | 1,112.24 |
| 22 458 | LIFE PAYABLE | 0.00 | 0.00 | 0.00 |
| 22 459 | PR DEDUCTION-DENTAL | 0.00 | 0.00 | 0.00 |
| 22 460 | CAFETERIA COMP PAYABLE | 0.00 | 0.00 | 0.00 |
| 22 461 | NORDBY CENTER | 0.00 | 0.00 | 0.00 |
| | Current Liabilities Subtotal: | <u>24,190.61</u> | <u>17,263.68</u> | <u>41,454.29</u> |
| <u>Long-term Liabilities</u> | | | | |
| 22 551 | UNAVAILABLE REVENUE - PROP TAXES | 1,031,387.93 | 0.00 | 1,031,387.93 |
| | Long-term Liabilities Subtotal: | <u>1,031,387.93</u> | <u>0.00</u> | <u>1,031,387.93</u> |
| <u>Other Liabilities</u> | | | | |
| 22 603 | ENCUMBRANCE COMMITMENTS | (1,790.62) | 290.94 | (1,499.68) |
| 22 690 | BUDGETED EXPENDITURES | 5,249,000.00 | 0.00 | 5,249,000.00 |
| 22 692 | LESS: EXPENDITURES TO DATE | (99,908.13) | (305,156.51) | (405,064.64) |
| 22 694 | LESS: ENCUMBRANCE COMMITMENTS | 1,790.62 | (290.94) | 1,499.68 |
| | Other Liabilities Subtotal: | <u>5,149,091.87</u> | <u>(305,156.51)</u> | <u>4,843,935.36</u> |
| <u>Fund Balance</u> | | | | |
| 22 724 | SPECIAL EDUCATION | 390,982.05 | 0.00 | 390,982.05 |
| 22 752 | BUDGETED SURPLUS (DEFICIT) | 0.00 | 0.00 | 0.00 |

| <u>Account Number</u> | <u>Description</u> | <u>Previous Balance</u> | <u>Current Month</u> | <u>Ending Balance</u> |
|-----------------------|--|-------------------------|----------------------|-----------------------|
| | Fund Balance Subtotal: | 390,982.05 | 0.00 | 390,982.05 |
| | Total Liabilities, Deferred Inflows of Resources, and Fund Equity: | 6,595,652.46 | (287,892.83) | 6,307,759.63 |

| <u>Account Number</u> | <u>Description</u> | <u>Previous Balance</u> | <u>Current Month</u> | <u>Ending Balance</u> |
|-------------------------------|---|-------------------------|----------------------|-----------------------|
| Fund: 25 BUILDING FUND | | | | |
| <u>Current Assets</u> | | | | |
| 25 101 | CASH IN BANK | 5,588.16 | 84.40 | 5,672.56 |
| | Current Assets Subtotal: | <u>5,588.16</u> | <u>84.40</u> | <u>5,672.56</u> |
| <u>Other Assets</u> | | | | |
| 25 390 | BUDGETED REVENUE | 5,000.00 | 0.00 | 5,000.00 |
| 25 392 | LESS: REVENUE RECEIVED | (48.05) | (129.40) | (177.45) |
| | Other Assets Subtotal: | <u>4,951.95</u> | <u>(129.40)</u> | <u>4,822.55</u> |
| | Total Assets and Deferred Outflows of Resources: | <u>10,540.11</u> | <u>(45.00)</u> | <u>10,495.11</u> |
| <u>Current Liabilities</u> | | | | |
| 25 402 | ACCOUNTS PAYABLE | 45.00 | 152.70 | 197.70 |
| | Current Liabilities Subtotal: | <u>45.00</u> | <u>152.70</u> | <u>197.70</u> |
| <u>Other Liabilities</u> | | | | |
| 25 603 | ENCUMBRANCE COMMITMENTS | 0.00 | 0.00 | 0.00 |
| 25 690 | BUDGETED EXPENDITURES | 5,000.00 | 0.00 | 5,000.00 |
| 25 692 | LESS: EXPENDITURES TO DATE | (2,239.86) | (197.70) | (2,437.56) |
| 25 694 | LESS: ENCUMBRANCE COMMITMENTS | 0.00 | 0.00 | 0.00 |
| | Other Liabilities Subtotal: | <u>2,760.14</u> | <u>(197.70)</u> | <u>2,562.44</u> |
| <u>Fund Balance</u> | | | | |
| 25 727 | AUDITORIUM BUILDING | 7,734.97 | 0.00 | 7,734.97 |
| 25 752 | BUDGETED SURPLUS (DEFICIT) | 0.00 | 0.00 | 0.00 |
| | Fund Balance Subtotal: | <u>7,734.97</u> | <u>0.00</u> | <u>7,734.97</u> |
| | Total Liabilities, Deferred Inflows of Resources, and Fund Equity: | <u>10,540.11</u> | <u>(45.00)</u> | <u>10,495.11</u> |

| <u>Account Number</u> | <u>Description</u> | <u>Previous Balance</u> | <u>Current Month</u> | <u>Ending Balance</u> |
|--|----------------------------------|-------------------------|----------------------|-----------------------|
| Fund: 32 BOND REDEMPTION FUND-ELEMENTARY | | | | |
| <u>Current Assets</u> | | | | |
| 32 101 | CASH | 316,333.62 | 8,810.86 | 325,144.48 |
| 32 104 | CASH WITH FISCAL AGENT | 9,293,752.72 | 0.00 | 9,293,752.72 |
| 32 110 | TAXES RECEIVABLE-CURRENT | 676,416.50 | 0.00 | 676,416.50 |
| 32 112 | TAXES RECEIVABLE - DELINQUENT | 14,641.56 | 0.00 | 14,641.56 |
| | Current Assets Subtotal: | 10,301,144.40 | 8,810.86 | 10,309,955.26 |
| <u>Other Assets</u> | | | | |
| 32 390 | BUDGETED REVENUE | 1,423,000.00 | 0.00 | 1,423,000.00 |
| 32 392 | LESS: REVENUE RECEIVED | (206,799.42) | (8,810.86) | (215,610.28) |
| | Other Assets Subtotal: | 1,216,200.58 | (8,810.86) | 1,207,389.72 |
| Total Assets and Deferred Outflows of Resources: | | 11,517,344.98 | 0.00 | 11,517,344.98 |
| <u>Long-term Liabilities</u> | | | | |
| 32 551 | UNAVAILABLE REVENUE - PROP TAXES | 691,058.06 | 0.00 | 691,058.06 |
| | Long-term Liabilities Subtotal: | 691,058.06 | 0.00 | 691,058.06 |
| <u>Other Liabilities</u> | | | | |
| 32 690 | BUDGETED EXPENDITURES | 1,423,000.00 | 0.00 | 1,423,000.00 |
| | Other Liabilities Subtotal: | 1,423,000.00 | 0.00 | 1,423,000.00 |
| <u>Fund Balance</u> | | | | |
| 32 721 | DEBT SERVICE | 9,730,911.92 | 0.00 | 9,730,911.92 |
| 32 752 | BUDGETED SURPLUS (DEFICIT) | 0.00 | 0.00 | 0.00 |
| 32 760 | UNASSIGNED | (327,625.00) | 0.00 | (327,625.00) |
| | Fund Balance Subtotal: | 9,403,286.92 | 0.00 | 9,403,286.92 |
| Total Liabilities, Deferred Inflows of Resources, and Fund Equity: | | 11,517,344.98 | 0.00 | 11,517,344.98 |

| <u>Account Number</u> | <u>Description</u> | <u>Previous Balance</u> | <u>Current Month</u> | <u>Ending Balance</u> |
|---|-------------------------------|-------------------------|----------------------|-----------------------|
| Fund: 51 FOOD SERVICE FUND | | | | |
| <u>Current Assets</u> | | | | |
| 51 101 | CASH IN BANK | 292,840.71 | (54,556.81) | 238,283.90 |
| 51 102 | PETTY CASH | 350.00 | 0.00 | 350.00 |
| 51 103 | CASH CHANGE | 805.00 | 0.00 | 805.00 |
| 51 120 | ACCOUNTS RECEIVABLE | 16,844.42 | 3,545.40 | 20,389.82 |
| 51 130 | DUE FROM OTHER FUND | 0.01 | 0.00 | 0.01 |
| 51 140 | DUE FROM FED.GOVERNMENT | 41,969.32 | 123,647.68 | 165,617.00 |
| 51 170 | INVENTORY-SUPPLIES/PAPER | 15,657.39 | 2,766.48 | 18,423.87 |
| 51 171 | FOOD INVENTORY | 80,478.48 | 55,203.84 | 135,682.32 |
| 51 172 | COMMODITIES INVENTORY | 15,775.78 | 0.00 | 15,775.78 |
| 51 192 | PREPAID EXP-WORKMEN COMP. | 13,041.29 | (775.60) | 12,265.69 |
| | Current Assets Subtotal: | 477,762.40 | 129,830.99 | 607,593.39 |
| <u>Long-term Assets</u> | | | | |
| 51 204 | EQUIPMENT-LOCAL FUNDS | 621,376.65 | 0.00 | 621,376.65 |
| 51 205 | EQUIPMENT-FED.ASSISTANCE | 39,142.46 | 0.00 | 39,142.46 |
| 51 208 | ACCUM DEPR-LOCAL FUNDS | (414,444.06) | 0.00 | (414,444.06) |
| 51 209 | ACCUM DEPR-FEDERAL | (10,156.39) | 0.00 | (10,156.39) |
| | Long-term Assets Subtotal: | 235,918.66 | 0.00 | 235,918.66 |
| <u>Other Assets</u> | | | | |
| 51 390 | BUDGETED REVENUE | 1,659,000.00 | 0.00 | 1,659,000.00 |
| 51 392 | LESS: REVENUE RECEIVED | (56,569.22) | (176,317.53) | (232,886.75) |
| | Other Assets Subtotal: | 1,602,430.78 | (176,317.53) | 1,426,113.25 |
| Total Assets and Deferred Outflows of Resources: | | 2,316,111.84 | (46,486.54) | 2,269,625.30 |
| <u>Current Liabilities</u> | | | | |
| 51 402 | ACCOUNTS PAYABLE | 48,013.58 | 16,477.09 | 64,490.67 |
| 51 404 | CONTRACTS PAYABLE | 4,994.88 | 0.00 | 4,994.88 |
| 51 450 | WITHHOLDING TAXES | 956.84 | 0.00 | 956.84 |
| 51 451 | FICA TAX | (574.72) | 0.00 | (574.72) |
| 51 452 | RETIREMENT PAYABLE | 267.84 | 0.00 | 267.84 |
| 51 453 | PR DEDUCTION-INSURANCE | 103.69 | 0.00 | 103.69 |
| 51 457 | MISC DEDUCTS PAYABLE | 0.00 | 0.00 | 0.00 |
| 51 458 | LIFE PAYABLE | 0.00 | 0.00 | 0.00 |
| 51 459 | PR DEDUCTION-DENTAL | 0.00 | 0.00 | 0.00 |
| 51 460 | CAFETERIA COMP PAYABLE | 0.00 | 0.00 | 0.00 |
| 51 461 | NORDBY CENTER | 0.00 | 0.00 | 0.00 |
| 51 474 | DEFERRED REVENUE | (89.90) | 0.00 | (89.90) |
| | Current Liabilities Subtotal: | 53,672.21 | 16,477.09 | 70,149.30 |
| <u>Long-term Liabilities</u> | | | | |
| 51 475 | UNEARNED REVENUE | 62,524.18 | (6,317.12) | 56,207.06 |

| <u>Account Number</u> | <u>Description</u> | <u>Previous Balance</u> | <u>Current Month</u> | <u>Ending Balance</u> |
|---|---------------------------------------|-------------------------|----------------------|-----------------------|
| 51 504 | ACCRUED LEAVE PAYABLE | 9,357.62 | 0.00 | 9,357.62 |
| | Long-term Liabilities Subtotal: | 71,881.80 | (6,317.12) | 65,564.68 |
| <u>Other Liabilities</u> | | | | |
| 51 690 | BUDGETED EXPENDITURES | 1,659,000.00 | 0.00 | 1,659,000.00 |
| 51 692 | LESS: EXPENDITURES TO DATE | (51,418.52) | (56,646.51) | (108,065.03) |
| | Other Liabilities Subtotal: | 1,607,581.48 | (56,646.51) | 1,550,934.97 |
| <u>Fund Balance</u> | | | | |
| 51 704 002 | BUDGETED SURPLUS (DEFICIT) | 0.00 | 0.00 | 0.00 |
| 51 706 | NET ASSETS INVESTED IN CAPITAL ASSETS | 80,627.69 | 0.00 | 80,627.69 |
| 51 708 | UNRESTRICTED NET ASSETS | 502,348.66 | 0.00 | 502,348.66 |
| | Fund Balance Subtotal: | 582,976.35 | 0.00 | 582,976.35 |
| Total Liabilities, Deferred Inflows of Resources, and Fund Equity: | | 2,316,111.84 | (46,486.54) | 2,269,625.30 |

| <u>Account Number</u> | <u>Description</u> | <u>Previous Balance</u> | <u>Current Month</u> | <u>Ending Balance</u> |
|---|-------------------------------|-------------------------|----------------------|-----------------------|
| Fund: 53 ENTERPRISE FUND | | | | |
| <u>Current Assets</u> | | | | |
| 53 101 | CASH IN BANK | 157,312.07 | 3,814.27 | 161,126.34 |
| 53 103 | CASH CHANGE | 3,261.00 | 0.00 | 3,261.00 |
| 53 170 | KITHCEN SUPPLY-PAPER | 949.63 | 0.00 | 949.63 |
| 53 171 | FOOD INVENTORY | 8,307.66 | 3,263.16 | 11,570.82 |
| 53 192 | PREPAID EXP-WORKMEN COMP. | 1,513.98 | (42.64) | 1,471.34 |
| | Current Assets Subtotal: | <u>171,344.34</u> | <u>7,034.79</u> | <u>178,379.13</u> |
| <u>Long-term Assets</u> | | | | |
| 53 204 | EQUIPMENT-LOCAL FUNDS | 52,262.75 | 0.00 | 52,262.75 |
| 53 208 | ACCUM.DEPRE.-LOCAL FUNDS | (31,175.56) | 0.00 | (31,175.56) |
| | Long-term Assets Subtotal: | <u>21,087.19</u> | <u>0.00</u> | <u>21,087.19</u> |
| <u>Other Assets</u> | | | | |
| 53 390 | BUDGETED REVENUE | 183,000.00 | 0.00 | 183,000.00 |
| 53 392 | LESS: REVENUE RECEIVED | (5,545.18) | (10,697.45) | (16,242.63) |
| | Other Assets Subtotal: | <u>177,454.82</u> | <u>(10,697.45)</u> | <u>166,757.37</u> |
| Total Assets and Deferred Outflows of Resources: | | <u>369,886.35</u> | <u>(3,662.66)</u> | <u>366,223.69</u> |
| <u>Current Liabilities</u> | | | | |
| 53 402 | ACCOUNTS PAYABLE | 3,202.29 | (821.37) | 2,380.92 |
| 53 410 | DUE TO OTHER FUNDS | (0.01) | 0.00 | (0.01) |
| 53 451 | FICA TAX | 0.00 | 0.00 | 0.00 |
| 53 452 | RETIREMENT PAYABLE | (0.01) | 0.00 | (0.01) |
| | Current Liabilities Subtotal: | <u>3,202.27</u> | <u>(821.37)</u> | <u>2,380.90</u> |
| <u>Other Liabilities</u> | | | | |
| 53 690 | BUDGETED EXPENDITURES | 183,000.00 | 0.00 | 183,000.00 |
| 53 692 | LESS: EXPENDITURES TO DATE | (4,202.61) | (2,841.29) | (7,043.90) |
| | Other Liabilities Subtotal: | <u>178,797.39</u> | <u>(2,841.29)</u> | <u>175,956.10</u> |
| <u>Fund Balance</u> | | | | |
| 53 704 002 | FUND BALANCE DESGN. FY2000 | 0.00 | 0.00 | 0.00 |
| 53 708 | UNRESTRICTED NET ASSETS | 187,886.69 | 0.00 | 187,886.69 |
| | Fund Balance Subtotal: | <u>187,886.69</u> | <u>0.00</u> | <u>187,886.69</u> |
| Total Liabilities, Deferred Inflows of Resources, and Fund Equity: | | <u>369,886.35</u> | <u>(3,662.66)</u> | <u>366,223.69</u> |

| <u>Account Number</u> | <u>Description</u> | <u>Previous Balance</u> | <u>Current Month</u> | <u>Ending Balance</u> |
|---|-------------------------------|-------------------------|----------------------|-----------------------|
| Fund: 71 ACTIVITY FUND | | | | |
| <u>Current Assets</u> | | | | |
| 71 101 | CASH | 272,448.96 | (696.67) | 271,752.29 |
| | Current Assets Subtotal: | <u>272,448.96</u> | <u>(696.67)</u> | <u>271,752.29</u> |
| <u>Other Assets</u> | | | | |
| 71 392 | Less Rev | (27,558.92) | (10,120.76) | (37,679.68) |
| | Other Assets Subtotal: | <u>(27,558.92)</u> | <u>(10,120.76)</u> | <u>(37,679.68)</u> |
| Total Assets and Deferred Outflows of Resources: | | <u>244,890.04</u> | <u>(10,817.43)</u> | <u>234,072.61</u> |
| <u>Current Liabilities</u> | | | | |
| 71 402 | ACCOUNTS PAYABLE | 0.00 | 0.00 | 0.00 |
| | Current Liabilities Subtotal: | <u>0.00</u> | <u>0.00</u> | <u>0.00</u> |
| <u>Other Liabilities</u> | | | | |
| 71 692 | LESS: EXPENDITURES TO DATE | (35,569.40) | (10,817.43) | (46,386.83) |
| | Other Liabilities Subtotal: | <u>(35,569.40)</u> | <u>(10,817.43)</u> | <u>(46,386.83)</u> |
| <u>Fund Balance</u> | | | | |
| 71 704 100 | HIGH SCHOOL STUDENT SENATE | 280,459.44 | 0.00 | 280,459.44 |
| | Fund Balance Subtotal: | <u>280,459.44</u> | <u>0.00</u> | <u>280,459.44</u> |
| Total Liabilities, Deferred Inflows of Resources, and Fund Equity: | | <u>244,890.04</u> | <u>(10,817.43)</u> | <u>234,072.61</u> |

| <u>Account Number</u> | <u>Description</u> | <u>Previous Balance</u> | <u>Current Month</u> | <u>Ending Balance</u> |
|---|--------------------------------------|-------------------------|----------------------|-----------------------|
| Fund: 76 | SCHOLARSHIP FUND | | | |
| <u>Current Assets</u> | | | | |
| 76 101 | CASH | 116,164.60 | 0.00 | 116,164.60 |
| 76 106 | SAVINGS CERTIFICATES | 141,519.51 | 0.00 | 141,519.51 |
| | Current Assets Subtotal: | 257,684.11 | 0.00 | 257,684.11 |
| Total Assets and Deferred Outflows of Resources: | | 257,684.11 | 0.00 | 257,684.11 |
| <u>Fund Balance</u> | | | | |
| 76 704 005 | UNRESERVED FUND BALANCE UNDESIGNATED | 257,684.11 | 0.00 | 257,684.11 |
| | Fund Balance Subtotal: | 257,684.11 | 0.00 | 257,684.11 |
| Total Liabilities, Deferred Inflows of Resources, and Fund Equity: | | 257,684.11 | 0.00 | 257,684.11 |

| <u>Account Number</u> | <u>Description</u> | <u>Previous Balance</u> | <u>Current Month</u> | <u>Ending Balance</u> |
|---|-----------------------------------|-------------------------|----------------------|-----------------------|
| Fund: 90 | GENERAL FIXED ASSETS GROUP | | | |
| <u>Long-term Assets</u> | | | | |
| 90 201 | LAND | 1,107,646.00 | 0.00 | 1,107,646.00 |
| 90 202 | BUILDINGS | 39,008,489.51 | 0.00 | 39,008,489.51 |
| 90 203 | IMPROVEMENTS OTHER THAN BLDG | 5,264,987.78 | 0.00 | 5,264,987.78 |
| 90 204 | EQUIPMENT-LOCAL | 7,103,618.07 | 0.00 | 7,103,618.07 |
| 90 205 | EQUIPMENT-FEDERAL ASSIST. | 416,365.53 | 0.00 | 416,365.53 |
| 90 208 | ACCUM DEPRECIATION-LOCAL | (4,648,590.71) | 0.00 | (4,648,590.71) |
| 90 209 | ACCUM DEPR-FEDERAL | (236,908.89) | 0.00 | (236,908.89) |
| 90 210 | ACCUM DEPR-BUILDINGS | (11,291,230.12) | 0.00 | (11,291,230.12) |
| 90 211 | ACCUM DEPR-IMPROVEMENTS | (3,469,997.42) | 0.00 | (3,469,997.42) |
| | Long-term Assets Subtotal: | <u>33,254,379.75</u> | <u>0.00</u> | <u>33,254,379.75</u> |
| Total Assets and Deferred Outflows of Resources: | | <u>33,254,379.75</u> | <u>0.00</u> | <u>33,254,379.75</u> |
| <u>Fund Balance</u> | | | | |
| 90 706 | RETAINED EARNINGS RESERVED FOR | 33,254,379.75 | 0.00 | 33,254,379.75 |
| | Fund Balance Subtotal: | <u>33,254,379.75</u> | <u>0.00</u> | <u>33,254,379.75</u> |
| Total Liabilities, Deferred Inflows of Resources, and Fund Equity: | | <u>33,254,379.75</u> | <u>0.00</u> | <u>33,254,379.75</u> |

| Account Number | Account Description | Current Budget | Revenue During Month | Revenue to Date | % of Budget Received | Budget Balance |
|----------------|-----------------------------------|----------------|----------------------|-----------------|----------------------|----------------|
| 10 | GENERAL FUND | | | | | |
| 10 1110 | AD VALOREM TAXES | 4,612,000.00 | 35,746.47 | 653,044.98 | 14.16 | 3,958,955.02 |
| 10 1111 | MOBILE HOME TAXES | 46,000.00 | 571.74 | 5,276.59 | 11.47 | 40,723.41 |
| 10 1120 | PRIOR YEARS TAX | 80,000.00 | 144.72 | 13,314.57 | 16.64 | 66,685.43 |
| 10 1130 | TAX DEED REVENUE | 3,000.00 | 0.00 | 103.10 | 3.44 | 2,896.90 |
| 10 1140 | UTILITY TAXES | 424,000.00 | 0.00 | 0.00 | 0.00 | 424,000.00 |
| 10 1190 | PENALTIES & INTEREST | 15,000.00 | 273.21 | 3,647.28 | 24.32 | 11,352.72 |
| 10 1210 | REVENUE IN LIEU OF TAXES | 10,000.00 | 0.00 | 0.00 | 0.00 | 10,000.00 |
| 10 1312 | TUITION OTHER LEAS IN STATE | 20,000.00 | 1,290.92 | 3,607.10 | 18.04 | 16,392.90 |
| 10 1510 | INTEREST EARNED | 50,000.00 | 10,018.62 | 32,406.32 | 64.81 | 17,593.68 |
| 10 1710 | ADMISSIONS | 80,000.00 | 9,452.92 | 13,787.87 | 17.23 | 66,212.13 |
| 10 1790 | OTHER ACTIVITY INCOME | 20,000.00 | 810.00 | 890.00 | 4.45 | 19,110.00 |
| 10 1792 | INDUST-FINE ARTS & VOC - HS | 2,000.00 | 0.00 | 480.00 | 24.00 | 1,520.00 |
| 10 1910 | RENTALS | 40,000.00 | 2,090.00 | 4,590.00 | 11.48 | 35,410.00 |
| 10 1920 199 | EMPLOYEE BANQUET DONATIONS | 5,000.00 | 0.00 | 0.00 | 0.00 | 5,000.00 |
| 10 1921 | MISCELLANEOUS DONATIONS | 5,000.00 | 17,400.05 | 17,400.05 | 348.00 | (12,400.05) |
| 10 1950 | UNIVERSAL SERVICE FUND | 75,000.00 | 0.00 | 0.00 | 0.00 | 75,000.00 |
| 10 1973 | MEDICAID ADMIN REIMBURSEMENT | 70,000.00 | 0.00 | 16,516.54 | 23.60 | 53,483.46 |
| 10 1992 | MISCELLANEOUS | 50,000.00 | 549.95 | 7,172.28 | 14.34 | 42,827.72 |
| 10 1992 517 | MISCELLANEOUS-PRESCHOOL | 6,000.00 | 0.00 | 1,300.00 | 21.67 | 4,700.00 |
| 10 1993 | STUDENT ACTIVITY FEE | 6,000.00 | 0.00 | 805.00 | 13.42 | 5,195.00 |
| 10 1994 | YEARBOOK SALES | 5,000.00 | 0.00 | 1,375.00 | 27.50 | 3,625.00 |
| 10 1995 | PLAY PRODUCTIONS | 3,000.00 | 0.00 | 0.00 | 0.00 | 3,000.00 |
| 10 1996 | ARENA SPONSORSHIPS | 50,000.00 | 2,763.75 | 12,295.00 | 24.59 | 37,705.00 |
| 10 1997 | iPAD INSURANCE FEE | 25,000.00 | 2,353.78 | 5,217.30 | 20.87 | 19,782.70 |
| 10 2110 | COUNTY APPORTIONMENT | 240,000.00 | 10,638.27 | 29,246.85 | 12.19 | 210,753.15 |
| 10 2200 | REVENUE IN LIEU OF TAXES | 3,000.00 | 0.00 | 0.00 | 0.00 | 3,000.00 |
| 10 3111 | STATE AID | 13,031,000.00 | 1,127,026.00 | 3,381,078.00 | 25.95 | 9,649,922.00 |
| 10 3112 | STATE-APPORTIONMENT | 240,000.00 | 0.00 | 0.00 | 0.00 | 240,000.00 |
| 10 3114 | STATE-BANK FRANCHISE TAX | 90,000.00 | 0.00 | 0.00 | 0.00 | 90,000.00 |
| 10 3129 962 | OTHER STATE GRANTS | 1,000.00 | 0.00 | 0.00 | 0.00 | 1,000.00 |
| 10 3320 | AUXILIARY PLACEMENT | 125,000.00 | 2,809.78 | 8,277.46 | 6.62 | 116,722.54 |
| 10 4129 | CRF-CORONAVIRUS RELIEF FUND | 0.00 | 1,263,150.00 | 1,263,150.00 | 0.00 | (1,263,150.00) |
| 10 4151 | FED GRANTS-OTHER | 45,000.00 | 0.00 | 0.00 | 0.00 | 45,000.00 |
| 10 4151 907 | FED GRANTS-OTHER | 750,000.00 | 47,068.00 | 47,068.00 | 6.28 | 702,932.00 |
| 10 4151 940 | FED GRANTS-FF & VEG | 80,000.00 | 0.00 | 6,755.81 | 8.44 | 73,244.19 |
| 10 4151 961 | FED GRANTS-OTHER | 150,000.00 | 1,976.00 | 1,976.00 | 1.32 | 148,024.00 |
| 10 4158 930 | TITLE I-PART A BASIC | 775,000.00 | 0.00 | 0.00 | 0.00 | 775,000.00 |
| 10 4158 931 | TITLE I-PART C-MIGRANT | 250,000.00 | 0.00 | 0.00 | 0.00 | 250,000.00 |
| 10 4158 932 | TITLE I-PART D-NED | 110,000.00 | 0.00 | 0.00 | 0.00 | 110,000.00 |
| 10 4158 935 | TITLE I FOCUS & PRIORITY 1003 (a) | 0.00 | 1,642.00 | 3,392.00 | 0.00 | (3,392.00) |
| 10 4159 | TITLE II-PART A | 240,000.00 | 0.00 | 0.00 | 0.00 | 240,000.00 |
| 10 4160 | TITLE III | 125,000.00 | 8,327.00 | 18,827.00 | 15.06 | 106,173.00 |
| 10 4161 | VOCATIONAL ED(PERKINS GRANT) | 45,000.00 | 0.00 | 0.00 | 0.00 | 45,000.00 |

| Account Number | Account Description | Current Budget | Revenue During Month | Revenue to Date | % of Budget Received | Budget Balance |
|----------------|--|----------------|----------------------|-----------------|----------------------|----------------|
| 10 4900 007 | OTHER FEDERAL REVENUE | 10,000.00 | 0.00 | 0.00 | 0.00 | 10,000.00 |
| 10 5110 | TRANSFERS IN | 483,000.00 | 0.00 | 0.00 | 0.00 | 483,000.00 |
| 10 5130 | SALE OF SURPLUS PROPERTY | 25,000.00 | 0.00 | 70,920.13 | 283.68 | (45,920.13) |
| 10 | GENERAL FUND | 22,520,000.00 | 2,546,103.18 | 5,623,920.23 | 24.97 | 16,896,079.77 |
| 21 | CAPITAL OUTLAY FUND | | | | | |
| 21 1110 | AD VALOREM TAXES | 3,561,000.00 | 18,894.12 | 465,860.11 | 13.08 | 3,095,139.89 |
| 21 1111 | MOBILE HOME TAXES | 25,000.00 | 275.68 | 2,670.94 | 10.68 | 22,329.06 |
| 21 1120 | PRIOR YEARS TAX | 40,000.00 | 93.83 | 5,688.15 | 14.22 | 34,311.85 |
| 21 1190 | PENALTIES & INTEREST | 10,000.00 | 164.72 | 1,513.13 | 15.13 | 8,486.87 |
| 21 4151 | FED GRANTS-OTHER | 40,000.00 | 0.00 | 0.00 | 0.00 | 40,000.00 |
| 21 | CAPITAL OUTLAY FUND | 3,676,000.00 | 19,428.35 | 475,732.33 | 12.94 | 3,200,267.67 |
| 22 | SPECIAL EDUCATION FUND | | | | | |
| 22 1110 | AD VALOREM TAXES | 2,044,000.00 | 12,825.90 | 316,285.24 | 15.47 | 1,727,714.76 |
| 22 1111 | MOBILE HOME TAXES | 17,000.00 | 184.58 | 1,799.50 | 10.59 | 15,200.50 |
| 22 1120 | PRIOR YEARS TAX | 20,000.00 | 50.35 | 2,943.59 | 14.72 | 17,056.41 |
| 22 1190 | PENALTIES & INTEREST | 6,000.00 | 108.62 | 811.29 | 13.52 | 5,188.71 |
| 22 1972 | MEDICAID | 148,000.00 | 249.90 | 426.45 | 0.29 | 147,573.55 |
| 22 1973 | MEDICAID ADMIN REIMBURSEMENT | 10,000.00 | 0.00 | 3,006.00 | 30.06 | 6,994.00 |
| 22 1992 | MISCELLANEOUS | 2,000.00 | 0.00 | 0.00 | 0.00 | 2,000.00 |
| 22 3121 | EXCEPTIONAL CHILDREN | 2,177,000.00 | 185,108.00 | 555,324.00 | 25.51 | 1,621,676.00 |
| 22 4151 909 | FED GRANTS-OTHER | 100,000.00 | 0.00 | 0.00 | 0.00 | 100,000.00 |
| 22 4175 901 | IDEA PART B-PRIVATE | 32,000.00 | 0.00 | 0.00 | 0.00 | 32,000.00 |
| 22 4175 902 | IDEA PART B | 675,000.00 | 0.00 | 0.00 | 0.00 | 675,000.00 |
| 22 4186 | IDEA PRESCHOOL & PRIVATE | 11,000.00 | 0.00 | 0.00 | 0.00 | 11,000.00 |
| 22 4187 | BIRTH TO THREE-PART C | 7,000.00 | 847.37 | 1,428.83 | 20.41 | 5,571.17 |
| 22 | SPECIAL EDUCATION FUND | 5,249,000.00 | 199,374.72 | 882,024.90 | 16.80 | 4,366,975.10 |
| 25 | BUILDING FUND | | | | | |
| 25 1710 | ADMISSIONS | 5,000.00 | 129.40 | 177.45 | 3.55 | 4,822.55 |
| 25 | BUILDING FUND | 5,000.00 | 129.40 | 177.45 | 3.55 | 4,822.55 |
| 32 | BOND REDEMPTION FUND-ELEMENTARY | | | | | |
| 32 1110 | AD VALOREM TAXES | 1,420,000.00 | 8,573.46 | 211,389.22 | 14.89 | 1,208,610.78 |
| 32 1111 | MOBILE HOME TAXES | 0.00 | 124.46 | 1,208.10 | 0.00 | (1,208.10) |
| 32 1120 | PRIOR YEARS' AD VALOREM TAXES | 3,000.00 | 39.02 | 2,361.65 | 78.72 | 638.35 |
| 32 1190 | PENALTIES AND INTEREST ON TAX | 0.00 | 73.92 | 651.31 | 0.00 | (651.31) |
| 32 | BOND REDEMPTION FUND-ELEMENTARY | 1,423,000.00 | 8,810.86 | 215,610.28 | 15.15 | 1,207,389.72 |
| 51 | FOOD SERVICE FUND | | | | | |
| 51 1510 | INTEREST EARNED | 1,659,000.00 | 204.80 | 678.00 | 0.04 | 1,658,322.00 |
| 51 1610 | STUDENT LUNCH SALES | 0.00 | 37,637.90 | 47,690.60 | 0.00 | (47,690.60) |
| 51 1613 | ELEMENTARY MILK SALES | 0.00 | 2,408.40 | 3,958.40 | 0.00 | (3,958.40) |
| 51 1615 | STUDENT BREAKFAST | 0.00 | 3,696.90 | 4,710.45 | 0.00 | (4,710.45) |
| 51 1620 | ADULT LUNCHES | 0.00 | 1,230.50 | 1,449.90 | 0.00 | (1,449.90) |
| 51 1621 | ADULT BREAKFAST | 0.00 | 31.00 | 37.20 | 0.00 | (37.20) |
| 51 1630 | HIGH SCHOOL ALA CARTE | 0.00 | 1,633.25 | 2,275.00 | 0.00 | (2,275.00) |

| Account Number | Account Description | Current Budget | Revenue During Month | Revenue to Date | % of Budget Received | Budget Balance |
|---------------------|------------------------------|----------------------|----------------------|---------------------|----------------------|----------------------|
| 51 1660 | MIDDLE SCHOOL ALA CARTE | 0.00 | 2,880.76 | 3,329.26 | 0.00 | (3,329.26) |
| 51 1690 | MISC REVENUE | 0.00 | 2,946.34 | 3,140.94 | 0.00 | (3,140.94) |
| 51 4810 | REVENUE-FEDERAL SOURCES | 0.00 | 104,638.64 | 104,638.64 | 0.00 | (104,638.64) |
| 51 4811 | REVENUE-FEDERAL AFTER SCHOOL | 0.00 | 1,648.32 | 1,648.32 | 0.00 | (1,648.32) |
| 51 4812 | REVENUE-FEDERAL BREAKFAST | 0.00 | 17,360.72 | 17,360.72 | 0.00 | (17,360.72) |
| 51 4813 | REVENUE - SUMMER FEEDING | 0.00 | 0.00 | 41,969.32 | 0.00 | (41,969.32) |
| 51 | FOOD SERVICE FUND | 1,659,000.00 | 176,317.53 | 232,886.75 | 14.04 | 1,426,113.25 |
| 53 | ENTERPRISE FUND | | | | | |
| 53 1316 953 | NON-CREDIT TUITION | 33,000.00 | 0.00 | 0.00 | 0.00 | 33,000.00 |
| 53 1510 | INTEREST EARNED | 3,000.00 | 98.65 | 344.08 | 11.47 | 2,655.92 |
| 53 1611 | ARENA SALES | 130,000.00 | 3,481.35 | 5,090.60 | 3.92 | 124,909.40 |
| 53 1612 | STADIUM SALES | 14,000.00 | 7,117.45 | 10,807.95 | 77.20 | 3,192.05 |
| 53 1660 | MISCELLANEOUS SALES | 3,000.00 | 0.00 | 0.00 | 0.00 | 3,000.00 |
| 53 | ENTERPRISE FUND | 183,000.00 | 10,697.45 | 16,242.63 | 8.88 | 166,757.37 |
| 71 | ACTIVITY FUND | | | | | |
| 71 1730 002 | CLASS OF 2002 | 0.00 | 0.00 | 0.00 | 0.00 | 0.00 |
| 71 1730 100 | HIGH SCHOOL STUDENT SENATE | 0.00 | 10,120.76 | 37,679.68 | 0.00 | (37,679.68) |
| 71 | ACTIVITY FUND | 0.00 | 10,120.76 | 37,679.68 | 0.00 | (37,679.68) |
| Grand Total: | | 34,715,000.00 | 2,970,982.25 | 7,484,274.25 | 21.56 | 27,230,725.75 |

Control Expenditure Report by Function

| Function Number | Current Budget | Expended During Month | Expenditures to Date | % of Budget | Outstanding Encumbrances | Uncommitted Funds |
|---|----------------|-----------------------|----------------------|-------------|--------------------------|-------------------|
| 10 GENERAL FUND | | | | | | |
| 1111 ELEMENTARY SCHOOLS | 5,152,400.00 | 433,285.03 | 505,989.66 | 10.29 | 24,217.41 | 4,622,192.93 |
| 1121 MIDDLE SCHOOL | 2,159,600.00 | 189,744.75 | 219,126.47 | 10.15 | 114.16 | 1,940,359.37 |
| 1131 HIGH SCHOOL | 3,059,500.00 | 245,885.08 | 333,729.00 | 11.55 | 19,613.35 | 2,706,157.65 |
| 1141 PRESCHOOL SERVICES | 0.00 | 360.00 | 360.00 | 0.00 | 0.00 | (360.00) |
| 1250 CULTURALLY DIFFERENT (LEP) | 956,600.00 | 68,938.83 | 79,404.08 | 8.34 | 372.68 | 876,823.24 |
| 1273 TITLE I | 1,135,000.00 | 50,465.45 | 54,609.04 | 4.81 | 0.00 | 1,080,390.96 |
| 2116 TITLE I ATTEND & SOCIAL WK SVCS | 0.00 | 11,564.75 | 22,488.20 | 0.00 | 0.00 | (22,488.20) |
| 2122 COUNSELING SERVICES | 449,600.00 | 36,459.28 | 36,577.64 | 8.14 | 0.00 | 413,022.36 |
| 2128 TITLE I PARENT INVOLVEMENT ACT | 0.00 | 3,229.04 | 3,229.04 | 0.00 | 0.00 | (3,229.04) |
| 2134 NURSE SERVICES | 109,200.00 | 8,372.70 | 8,423.54 | 7.71 | 0.00 | 100,776.46 |
| 2149 EDUCATIONAL MODIFICATIONS | 5,000.00 | 0.00 | 0.00 | 0.00 | 0.00 | 5,000.00 |
| 2212 INST & CURRICULUM DEVELOPMENT | 210,500.00 | 17,673.45 | 47,267.30 | 22.48 | 49.43 | 163,183.27 |
| 2213 INST STAFF TRAINING (IN-SERV) | 35,700.00 | 0.00 | 0.00 | 0.00 | 0.00 | 35,700.00 |
| 2219 TITLE II | 240,000.00 | 19,266.51 | 21,569.64 | 8.99 | 0.00 | 218,430.36 |
| 2222 LIBRARY SERVICES | 318,100.00 | 19,938.20 | 20,533.76 | 6.57 | 372.69 | 297,193.55 |
| 2227 TECHNOLOGY IN SCHOOL | 1,252,300.00 | 37,156.86 | 137,215.31 | 10.97 | 209.10 | 1,114,875.59 |
| 2311 BOARD OF EDUCATION | 266,500.00 | 4,268.49 | 149,449.62 | 57.20 | 3,000.00 | 114,050.38 |
| 2314 ELECTION SERVICES | 4,500.00 | 0.00 | 0.00 | 0.00 | 0.00 | 4,500.00 |
| 2315 LEGAL SERVICES | 14,000.00 | 1,100.00 | 3,300.00 | 23.57 | 0.00 | 10,700.00 |
| 2317 AUDIT SERVICES | 20,000.00 | 0.00 | 0.00 | 0.00 | 0.00 | 20,000.00 |
| 2319 NEGOTIATION SERVICES | 2,000.00 | 0.00 | 0.00 | 0.00 | 0.00 | 2,000.00 |
| 2321 OFFICE OF SUPERINTENDENT | 273,500.00 | 23,046.54 | 65,150.44 | 23.82 | 0.00 | 208,349.56 |
| 2410 OFFICE OF PRINCIPALS | 900,200.00 | 73,499.06 | 232,483.36 | 25.83 | 0.00 | 667,716.64 |
| 2490 OTHER SUPPORT SERVICES-SCH ADM | 371,300.00 | 30,460.33 | 86,271.54 | 23.23 | 0.00 | 285,028.46 |
| 2529 FISCAL SERVICES | 451,600.00 | 35,270.06 | 102,718.28 | 22.75 | 0.00 | 348,881.72 |
| 2541 OPER & MAINTENANCE DIRECTOR | 151,700.00 | 13,399.66 | 35,494.70 | 23.40 | 0.00 | 116,205.30 |
| 2549 OPER AND MAINT. PLANT | 2,482,100.00 | 246,533.70 | 1,047,672.36 | 42.71 | 12,418.91 | 1,422,008.73 |
| 2551 PUPIL TRANSPORTATION DIRECTOR | 172,600.00 | 13,949.36 | 41,815.52 | 24.23 | 0.00 | 130,784.48 |
| 2552 VEHICLE OPERATION SERVICES | 589,300.00 | 48,892.64 | 128,874.37 | 21.87 | 0.00 | 460,425.63 |
| 2554 VEHICLE SERVICING & MAINT | 72,700.00 | 5,886.50 | 17,659.50 | 24.29 | 0.00 | 55,040.50 |
| 2569 FOOD SERVICES | 80,000.00 | 0.00 | 6,755.81 | 8.44 | 0.00 | 73,244.19 |
| 2642 RECRUITMENT (FINGERPRINTING) | 3,000.00 | 0.00 | 0.00 | 0.00 | 0.00 | 3,000.00 |
| 3200 COMMUNITY RECREATION SERVICES | 32,600.00 | 295.00 | 295.00 | 0.90 | 0.00 | 32,305.00 |
| 3500 21ST CENTURY GRANT | 150,000.00 | 4,232.13 | 6,531.85 | 4.35 | 0.00 | 143,468.15 |
| 3711 TITLE I OTHER NONPUBLIC SCH INSTR SVCS | 0.00 | 3,253.62 | 3,246.78 | 0.00 | 0.00 | (3,246.78) |
| 4400 PAYMENTS TO STATE-UNEMPLOYMENT | 5,000.00 | (3,421.11) | 3,421.11 | 68.42 | 0.00 | 1,578.89 |
| 4500 EARLY RETIREMENT PAYMENT | 320,000.00 | 0.00 | 0.00 | 0.00 | 0.00 | 320,000.00 |
| 6100 MALE ACTIVITIES | 237,800.00 | 19,624.86 | 27,815.77 | 11.70 | 0.00 | 209,984.23 |
| 6111 FOOTBALL | 34,000.00 | 2,819.03 | 4,623.77 | 13.60 | 0.00 | 29,376.23 |
| 6121 BOYS BASKETBALL | 33,000.00 | (100.00) | 356.91 | 1.87 | 259.96 | 32,383.13 |
| 6131 WRESTLING | 23,300.00 | (100.00) | 0.00 | 1.72 | 399.92 | 22,900.08 |
| 6141 BOYS TRACK | 14,500.00 | 0.00 | 66.00 | 0.46 | 0.00 | 14,434.00 |
| 6151 BOYS CROSS COUNTRY | 3,600.00 | 1,125.00 | 1,162.50 | 32.29 | 0.00 | 2,437.50 |

Control Expenditure Report by Function

User ID: PLB

| Function Number | Current Budget | Expended During Month | Expenditures to Date | % of Budget | Outstanding Encumbrances | Uncommitted Funds |
|-------------------------------------|----------------|-----------------------|----------------------|-------------|--------------------------|-------------------|
| 6161 BOYS TENNIS | 7,100.00 | 0.00 | 0.00 | 0.00 | 0.00 | 7,100.00 |
| 6171 BOYS GOLF | 5,000.00 | 320.00 | 445.45 | 8.91 | 0.00 | 4,554.55 |
| 6199 BOYS SOCCER | 9,500.00 | 967.29 | 3,247.73 | 34.19 | 0.00 | 6,252.27 |
| 6200 FEMALE ACTIVITIES | 206,900.00 | 22,878.38 | 29,985.02 | 14.49 | 0.00 | 176,914.98 |
| 6212 GIRLS BASKETBALL | 31,500.00 | (66.50) | 718.41 | 3.11 | 259.96 | 30,521.63 |
| 6222 GIRLS TRACK | 14,500.00 | 0.00 | 66.00 | 0.46 | 0.00 | 14,434.00 |
| 6232 COMPETITIVE CHEER & DANCE | 24,600.00 | 1,580.08 | 1,630.08 | 6.63 | 0.00 | 22,969.92 |
| 6252 GIRLS CROSS COUNTRY | 3,600.00 | 1,125.00 | 1,162.50 | 32.29 | 0.00 | 2,437.50 |
| 6262 GIRLS TENNIS | 7,100.00 | 600.00 | 600.00 | 8.45 | 0.00 | 6,500.00 |
| 6272 GIRLS GOLF | 5,000.00 | 0.00 | 0.00 | 0.00 | 0.00 | 5,000.00 |
| 6282 GYMNASTICS | 14,700.00 | 0.00 | 0.00 | 0.00 | 0.00 | 14,700.00 |
| 6292 GIRLS VOLLEYBALL | 29,500.00 | 1,343.48 | 2,119.92 | 7.19 | 0.00 | 27,380.08 |
| 6299 GIRLS SOCCER | 9,500.00 | 794.24 | 2,574.08 | 27.10 | 0.00 | 6,925.92 |
| 6910 COMBINED CO-CURR ACTIVITIES | 128,400.00 | 11,344.14 | 11,321.19 | 8.82 | 0.00 | 117,078.81 |
| 6911 FIRST AID | 4,000.00 | 0.00 | 0.00 | 0.90 | 35.95 | 3,964.05 |
| 6921 CHERLEADERS | 3,500.00 | 0.00 | 0.00 | 0.00 | 0.00 | 3,500.00 |
| 6931 ELEMENTARY MUSIC | 11,500.00 | 914.79 | 1,414.77 | 12.30 | 0.00 | 10,085.23 |
| 6932 M.S. VOCAL | 7,000.00 | 0.00 | 0.00 | 0.64 | 44.95 | 6,955.05 |
| 6933 H.S. VOCAL | 17,500.00 | 0.00 | 330.00 | 1.89 | 0.00 | 17,170.00 |
| 6934 ORCHESTRA | 35,100.00 | 2,019.47 | 3,021.99 | 8.81 | 69.95 | 32,008.06 |
| 6935 HS BAND | 36,900.00 | 1,173.54 | 1,291.83 | 3.50 | 0.00 | 35,608.17 |
| 6936 MS BAND | 25,000.00 | 2,434.30 | 9,660.98 | 38.64 | 0.00 | 15,339.02 |
| 6937 5TH GRADE BAND | 10,300.00 | 2,219.00 | 2,219.00 | 25.18 | 375.00 | 7,706.00 |
| 6941 DEBATE | 29,500.00 | 0.00 | 191.00 | 0.65 | 0.00 | 29,309.00 |
| 6942 QUIZ BOWL | 2,000.00 | 0.00 | 0.00 | 0.00 | 0.00 | 2,000.00 |
| 6951 PUBLICATIONS-TIGER STRIPES | 8,900.00 | 0.00 | 654.98 | 44.94 | 3,345.02 | 4,900.00 |
| 6952 PUBLICATIONS-YEARBOOK | 26,000.00 | 0.00 | 4,836.00 | 18.60 | 0.00 | 21,164.00 |
| 6953 DRAMA | 13,600.00 | 0.00 | 0.00 | 2.90 | 394.81 | 13,205.19 |
| 10 GENERAL FUND | 22,520,000.00 | 1,716,022.01 | 3,533,178.80 | 15.98 | 65,553.25 | 18,921,267.95 |
| 21 CAPITAL OUTLAY FUND | | | | | | |
| 1111 ELEMENTARY SCHOOLS | 242,000.00 | (789.55) | 5,813.87 | 2.40 | 0.00 | 236,186.13 |
| 1121 MIDDLE SCHOOL | 119,500.00 | 4,986.67 | 11,877.33 | 10.92 | 1,174.93 | 106,447.74 |
| 1131 HIGH SCHOOL | 140,500.00 | 17,819.10 | 33,300.67 | 23.70 | 0.00 | 107,199.33 |
| 1221 MILD TO MODERATE DISABILITIES | 2,000.00 | 0.00 | 0.00 | 0.00 | 0.00 | 2,000.00 |
| 2212 INST & CURRICULUM DEVELOPMENT | 1,000.00 | 0.00 | 0.00 | 0.00 | 0.00 | 1,000.00 |
| 2222 LIBRARY SERVICES | 39,000.00 | 1,440.72 | 6,588.18 | 17.09 | 76.18 | 32,335.64 |
| 2227 TECHNOLOGY IN SCHOOL | 65,000.00 | 417.31 | 31,530.06 | 48.51 | 0.00 | 33,469.94 |
| 2311 BOARD OF EDUCATION | 2,500.00 | 0.00 | 0.00 | 0.00 | 0.00 | 2,500.00 |
| 2321 OFFICE OF SUPERINTENDENT | 1,000.00 | 0.00 | 0.00 | 0.00 | 0.00 | 1,000.00 |
| 2490 OTHER SUPPORT SERVICES-SCH ADM | 4,500.00 | 0.00 | 658.20 | 14.63 | 0.00 | 3,841.80 |
| 2529 FISCAL SERVICES | 2,500.00 | 0.00 | 0.00 | 0.00 | 0.00 | 2,500.00 |
| 2535 CONSTRUCTION AND IMPROVEMENTS | 2,500,000.00 | 89,869.88 | 1,071,035.27 | 42.93 | 2,150.00 | 1,426,814.73 |
| 2541 OPER & MAINTENANCE DIRECTOR | 1,000.00 | 0.00 | 0.00 | 0.00 | 0.00 | 1,000.00 |
| 2542 CARE/UPKEEP OF BUILDINGS | 200,000.00 | 0.00 | 9,029.72 | 4.51 | 0.00 | 190,970.28 |

Control Expenditure Report by Function

User ID: PLB

| Function Number | Current Budget | Expended During Month | Expenditures to Date | % of Budget | Outstanding Encumbrances | Uncommitted Funds |
|-----------------|--|-----------------------|----------------------|-------------|--------------------------|-------------------|
| 2543 | 100,000.00 | 0.00 | 7,912.50 | 7.91 | 0.00 | 92,087.50 |
| 2551 | 1,000.00 | 0.00 | 0.00 | 0.00 | 0.00 | 1,000.00 |
| 2552 | 186,000.00 | 0.00 | 86,457.63 | 97.29 | 94,500.00 | 5,042.37 |
| 2569 | 12,500.00 | 2,200.00 | 2,200.00 | 17.60 | 0.00 | 10,300.00 |
| 2574 | 12,500.00 | 6,325.00 | 6,325.00 | 50.60 | 0.00 | 6,175.00 |
| 5000 | 1,464,000.00 | 30,000.00 | 408,833.13 | 27.93 | 0.00 | 1,055,166.87 |
| 6910 | 10,000.00 | 0.00 | 0.00 | 0.00 | 0.00 | 10,000.00 |
| 6931 | 10,000.00 | 0.00 | 1,150.00 | 11.50 | 0.00 | 8,850.00 |
| 8110 | 559,500.00 | 0.00 | 0.00 | 0.00 | 0.00 | 559,500.00 |
| 21 | 5,676,000.00 | 152,269.13 | 1,682,711.56 | 31.37 | 97,901.11 | 3,895,387.33 |
| 22 | SPECIAL EDUCATION FUND | | | | | |
| 1221 | 1,726,800.00 | 88,542.84 | 104,695.95 | 6.06 | 0.00 | 1,622,104.05 |
| 1222 | 1,669,300.00 | 85,704.39 | 94,229.40 | 5.65 | 17.60 | 1,575,053.00 |
| 1223 | 10,000.00 | 0.00 | 0.00 | 0.00 | 0.00 | 10,000.00 |
| 1224 | 215,600.00 | 10,825.06 | 13,417.00 | 6.22 | 0.00 | 202,183.00 |
| 1226 | 111,600.00 | 7,742.47 | 18,733.51 | 16.79 | 0.00 | 92,866.49 |
| 1227 | 43,900.00 | 2,915.06 | 4,129.25 | 9.41 | 0.00 | 39,770.75 |
| 2113 | 25,600.00 | 1,628.37 | 2,983.37 | 11.65 | 0.00 | 22,616.63 |
| 2122 | 2,000.00 | 0.00 | 0.00 | 0.00 | 0.00 | 2,000.00 |
| 2134 | 110,300.00 | 8,795.69 | 8,806.49 | 7.98 | 0.00 | 101,493.51 |
| 2142 | 245,300.00 | 22,375.61 | 23,147.22 | 9.59 | 380.00 | 221,772.78 |
| 2159 | 609,000.00 | 36,483.36 | 47,205.20 | 7.81 | 331.71 | 561,463.09 |
| 2171 | 68,700.00 | 8,933.63 | 17,281.32 | 25.31 | 104.94 | 51,313.74 |
| 2172 | 86,500.00 | 7,680.50 | 12,457.83 | 14.40 | 0.00 | 74,042.17 |
| 2213 | 11,000.00 | 120.00 | 1,371.33 | 12.47 | 0.00 | 9,628.67 |
| 2410 | 0.00 | 0.00 | 500.00 | 0.00 | 0.00 | (500.00) |
| 2490 | 20,000.00 | 0.00 | 0.00 | 0.00 | 0.00 | 20,000.00 |
| 2710 | 185,900.00 | 15,702.53 | 43,783.15 | 23.55 | 0.00 | 142,116.85 |
| 2730 | 107,500.00 | 7,707.00 | 12,323.62 | 11.46 | 0.00 | 95,176.38 |
| 22 | 5,249,000.00 | 305,156.51 | 405,064.64 | 7.73 | 834.25 | 4,843,101.11 |
| 25 | BUILDING FUND | | | | | |
| 2539 | 5,000.00 | 197.70 | 2,437.56 | 48.75 | 0.00 | 2,562.44 |
| 25 | 5,000.00 | 197.70 | 2,437.56 | 48.75 | 0.00 | 2,562.44 |
| 32 | BOND REDEMPTION FUND-ELEMENTARY | | | | | |
| 5000 | 1,423,000.00 | 0.00 | 0.00 | 0.00 | 0.00 | 1,423,000.00 |
| 32 | 1,423,000.00 | 0.00 | 0.00 | 0.00 | 0.00 | 1,423,000.00 |
| 51 | FOOD SERVICE FUND | | | | | |
| 2569 | 1,659,000.00 | 56,646.51 | 108,065.03 | 6.51 | 0.00 | 1,550,934.97 |
| 51 | 1,659,000.00 | 56,646.51 | 108,065.03 | 6.51 | 0.00 | 1,550,934.97 |
| 53 | ENTERPRISE FUND | | | | | |
| 2569 | 110,000.00 | 2,841.29 | 3,257.50 | 2.96 | 0.00 | 106,742.50 |
| 3900 | 33,000.00 | 0.00 | 3,786.40 | 11.47 | 0.00 | 29,213.60 |
| 8110 | 40,000.00 | 0.00 | 0.00 | 0.00 | 0.00 | 40,000.00 |

Control Expenditure Report by Function

| Function Number | Current Budget | Expended During Month | Expenditures to Date | % of Budget | Outstanding Encumbrances | Uncommitted Funds |
|--------------------|----------------|-----------------------|----------------------|-------------|--------------------------|-------------------|
| 53 ENTERPRISE FUND | 183,000.00 | 2,841.29 | 7,043.90 | 3.85 | 0.00 | 175,956.10 |
| Grand Total: | 36,715,000.00 | 2,233,133.15 | 5,738,501.49 | 16.08 | 164,288.61 | 30,812,209.90 |

| Account Number | Account Description | Current Budget | Expended During Month | Year to Date Expenditures | % of Budget Expended | Outstanding Encumbrances | Uncommitted Funds |
|-----------------|--------------------------------|---------------------|-----------------------|---------------------------|----------------------|--------------------------|---------------------|
| 10 | GENERAL FUND | | | | | | |
| 1111 | ELEMENTARY SCHOOLS | | | | | | |
| 511 | BUCHANAN ELEMENTARY | | | | | | |
| 10 1111 511 111 | CERTIFIED SALARIES | 1,122,000.00 | 87,179.51 | 90,709.20 | 8.08 | 0.00 | 1,031,290.80 |
| 10 1111 511 112 | PARAPROFESSIONAL SALARIES | 125,000.00 | 4,494.86 | 4,494.86 | 3.60 | 0.00 | 120,505.14 |
| 10 1111 511 114 | CLASSIFIED SALARIES | 55,000.00 | 5,888.40 | 5,888.40 | 10.71 | 0.00 | 49,111.60 |
| 10 1111 511 125 | SUBSTITUTE SALARIES | 20,000.00 | 440.00 | 440.00 | 2.20 | 0.00 | 19,560.00 |
| 10 1111 511 210 | SOCIAL SECURITY | 101,200.00 | 7,029.48 | 7,301.59 | 7.22 | 0.00 | 93,898.41 |
| 10 1111 511 220 | RETIREMENT | 79,400.00 | 5,842.40 | 6,054.18 | 7.62 | 0.00 | 73,345.82 |
| 10 1111 511 230 | GROUP HEALTH/LIFE INS. | 210,000.00 | 12,514.22 | 12,605.84 | 6.00 | 0.00 | 197,394.16 |
| 10 1111 511 240 | WORKERS COMPENSATION | 5,500.00 | 325.30 | 132.52 | 2.41 | 0.00 | 5,367.48 |
| 10 1111 511 323 | REPAIRS & MTNCE | 15,000.00 | 17,252.85 | 17,252.85 | 115.02 | 0.00 | (2,252.85) |
| 10 1111 511 334 | TRAVEL | 2,000.00 | 0.00 | 0.00 | 0.00 | 0.00 | 2,000.00 |
| 10 1111 511 339 | OTHER TRANSPORTATION SERVICES | 2,000.00 | 0.00 | 0.00 | 0.00 | 0.00 | 2,000.00 |
| 10 1111 511 340 | COMMUNICATIONS | 2,000.00 | 213.52 | 400.56 | 20.03 | 0.00 | 1,599.44 |
| 10 1111 511 411 | NON-TECHNOLOGY SUPPLIES | 25,000.00 | 729.29 | 2,903.54 | 14.47 | 714.55 | 21,381.91 |
| 10 1111 511 412 | TECHNOLOGY SUPPLIES | 5,000.00 | 0.00 | 549.00 | 10.98 | 0.00 | 4,451.00 |
| 10 1111 511 640 | DUES AND FEES | 1,300.00 | 0.00 | 0.00 | 0.00 | 0.00 | 1,300.00 |
| | | 1,770,400.00 | 141,909.83 | 148,732.54 | 8.44 | 714.55 | 1,620,952.91 |
| 511 | BUCHANAN ELEMENTARY | | | | | | |
| 512 | HURON COLONY ELEMENTARY | | | | | | |
| | | 1,770,400.00 | 141,909.83 | 148,732.54 | 8.44 | 714.55 | 1,620,952.91 |
| | | 1,770,400.00 | 141,909.83 | 148,732.54 | 8.44 | 714.55 | 1,620,952.91 |
| 10 1111 512 111 | CERTIFIED SALARIES | 105,000.00 | 10,066.03 | 10,066.03 | 9.59 | 0.00 | 94,933.97 |
| 10 1111 512 112 | PARAPROFESSIONAL SALARIES | 0.00 | 1,271.78 | 1,271.78 | 0.00 | 0.00 | (1,271.78) |
| 10 1111 512 125 | SUBSTITUTE SALARIES | 1,700.00 | 0.00 | 0.00 | 0.00 | 0.00 | 1,700.00 |
| 10 1111 512 210 | SOCIAL SECURITY | 8,200.00 | 846.74 | 846.74 | 10.33 | 0.00 | 7,353.26 |
| 10 1111 512 220 | RETIREMENT | 6,500.00 | 680.28 | 680.28 | 10.47 | 0.00 | 5,819.72 |
| 10 1111 512 230 | GROUP HEALTH/LIFE INS. | 17,000.00 | 1,581.95 | 1,626.57 | 9.57 | 0.00 | 15,373.43 |
| 10 1111 512 240 | WORKERS COMPENSATION | 1,000.00 | 37.64 | 23.98 | 2.40 | 0.00 | 976.02 |
| 10 1111 512 323 | REPAIRS & MTNCE | 1,000.00 | 650.00 | 650.00 | 65.00 | 0.00 | 350.00 |
| 10 1111 512 334 | TRAVEL | 500.00 | 0.00 | 0.00 | 0.00 | 0.00 | 500.00 |
| 10 1111 512 339 | OTHER TRANSPORTATION SERVICES | 500.00 | 0.00 | 0.00 | 0.00 | 0.00 | 500.00 |
| 10 1111 512 340 | COMMUNICATIONS | 1,500.00 | 46.76 | 110.28 | 7.35 | 0.00 | 1,389.72 |
| 10 1111 512 411 | NON-TECHNOLOGY SUPPLIES | 3,500.00 | 253.68 | 368.01 | 10.51 | 0.00 | 3,131.99 |
| 10 1111 512 412 | TECHNOLOGY SUPPLIES | 500.00 | 126.53 | 126.53 | 41.47 | 80.82 | 292.65 |
| 10 1111 512 473 | COMPUTER LICENSING FEES | 0.00 | 119.94 | 119.94 | 0.00 | 0.00 | (119.94) |
| | | 146,900.00 | 15,681.33 | 15,890.14 | 10.87 | 80.82 | 130,929.04 |
| | | 146,900.00 | 15,681.33 | 15,890.14 | 10.87 | 80.82 | 130,929.04 |
| 512 | HURON COLONY ELEMENTARY | | | | | | |
| | | 146,900.00 | 15,681.33 | 15,890.14 | 10.87 | 80.82 | 130,929.04 |

| Account Number | Account Description | Current Budget | Expended During Month | Year to Date Expenditures | % of Budget Expended | Outstanding Encumbrances | Uncommitted Funds |
|--|-------------------------------|---------------------|-----------------------|---------------------------|----------------------|--------------------------|---------------------|
| 514 MADISON ELEMENTARY | | | | | | | |
| 10 1111 514 111 | CERTIFIED SALARIES | 987,000.00 | 84,800.51 | 95,389.58 | 9.66 | 0.00 | 891,610.42 |
| 10 1111 514 112 | PARAPROFESSIONAL SALARIES | 52,000.00 | 3,876.26 | 3,876.26 | 7.45 | 0.00 | 48,123.74 |
| 10 1111 514 114 | CLASSIFIED SALARIES | 28,000.00 | 3,067.74 | 3,067.74 | 10.96 | 0.00 | 24,932.26 |
| 10 1111 514 125 | SUBSTITUTE SALARIES | 20,000.00 | 345.32 | 345.32 | 1.73 | 0.00 | 19,654.68 |
| 10 1111 514 210 | SOCIAL SECURITY | 83,200.00 | 6,854.43 | 7,661.35 | 9.21 | 0.00 | 75,538.65 |
| 10 1111 514 220 | RETIREMENT | 65,300.00 | 5,332.90 | 5,968.23 | 9.14 | 0.00 | 59,331.77 |
| 10 1111 514 230 | GROUP HEALTH/LIFE INS. | 173,000.00 | 13,600.14 | 13,801.70 | 7.98 | 0.00 | 159,198.30 |
| 10 1111 514 240 | WORKERS COMPENSATION | 5,500.00 | 297.96 | 118.09 | 2.15 | 0.00 | 5,381.91 |
| 10 1111 514 323 | REPAIRS & MTNCE | 15,000.00 | 5,200.60 | 12,870.60 | 85.80 | 0.00 | 2,129.40 |
| 10 1111 514 334 | TRAVEL | 2,000.00 | 0.00 | 0.00 | 0.00 | 0.00 | 2,000.00 |
| 10 1111 514 339 | OTHER TRANSPORTATION SERVICES | 2,000.00 | 0.00 | 0.00 | 0.00 | 0.00 | 2,000.00 |
| 10 1111 514 340 | COMMUNICATIONS | 2,000.00 | 213.52 | 400.56 | 20.03 | 0.00 | 1,599.44 |
| 10 1111 514 411 | NON-TECHNOLOGY SUPPLIES | 23,000.00 | 464.84 | 1,835.44 | 8.07 | 21.52 | 21,143.04 |
| 10 1111 514 412 | TECHNOLOGY SUPPLIES | 4,000.00 | 0.00 | 325.00 | 8.13 | 0.00 | 3,675.00 |
| 10 1111 514 640 | DUES AND FEES | 1,300.00 | 0.00 | 0.00 | 0.00 | 0.00 | 1,300.00 |
| | | 1,463,300.00 | 124,054.22 | 145,659.87 | 9.96 | 21.52 | 1,317,618.61 |
| 514 | MADISON ELEMENTARY | 1,463,300.00 | 124,054.22 | 145,659.87 | 9.96 | 21.52 | 1,317,618.61 |
| 516 WASHINGTON ELEMENTARY | | | | | | | |
| 10 1111 516 111 | CERTIFIED SALARIES | 1,076,000.00 | 90,736.35 | 90,736.35 | 8.43 | 0.00 | 985,263.65 |
| 10 1111 516 114 | CLASSIFIED SALARIES | 28,000.00 | 2,338.20 | 2,338.20 | 8.35 | 0.00 | 25,661.80 |
| 10 1111 516 125 | SUBSTITUTE SALARIES | 20,000.00 | 1,025.00 | 1,025.00 | 5.13 | 0.00 | 18,975.00 |
| 10 1111 516 210 | SOCIAL SECURITY | 86,000.00 | 6,901.80 | 6,832.53 | 7.94 | 0.00 | 79,167.47 |
| 10 1111 516 220 | RETIREMENT | 67,500.00 | 5,584.52 | 5,584.51 | 8.27 | 0.00 | 61,915.49 |
| 10 1111 516 230 | GROUP HEALTH/LIFE INS. | 170,000.00 | 15,385.68 | 15,706.12 | 9.24 | 0.00 | 154,293.88 |
| 10 1111 516 240 | WORKERS COMPENSATION | 5,000.00 | 312.36 | 93.34 | 1.87 | 0.00 | 4,906.66 |
| 10 1111 516 323 | REPAIRS & MTNCE | 15,000.00 | 8,213.18 | 8,213.18 | 54.75 | 0.00 | 6,786.82 |
| 10 1111 516 334 | TRAVEL | 2,000.00 | 0.00 | 0.00 | 0.00 | 0.00 | 2,000.00 |
| 10 1111 516 339 | OTHER TRANSPORTATION SERVICES | 2,000.00 | 0.00 | 0.00 | 0.00 | 0.00 | 2,000.00 |
| 10 1111 516 340 | COMMUNICATIONS | 2,000.00 | 213.52 | 400.56 | 20.03 | 0.00 | 1,599.44 |
| 10 1111 516 411 | NON-TECHNOLOGY SUPPLIES | 21,000.00 | 1,339.89 | 3,450.12 | 22.13 | 1,196.52 | 16,353.36 |
| 10 1111 516 412 | TECHNOLOGY SUPPLIES | 3,000.00 | 0.00 | 325.00 | 10.83 | 0.00 | 2,675.00 |
| 10 1111 516 640 | DUES AND FEES | 1,300.00 | 0.00 | 0.00 | 0.00 | 0.00 | 1,300.00 |
| | | 1,498,800.00 | 132,050.50 | 134,704.91 | 9.07 | 1,196.52 | 1,362,898.57 |
| 516 | WASHINGTON ELEMENTARY | 1,498,800.00 | 132,050.50 | 134,704.91 | 9.07 | 1,196.52 | 1,362,898.57 |
| 518 RIVERSIDE COLONY ELEMENTARY | | | | | | | |
| 516 | WASHINGTON ELEMENTARY | 1,498,800.00 | 132,050.50 | 134,704.91 | 9.07 | 1,196.52 | 1,362,898.57 |

| Account Number | Account Description | Current Budget | Expended During Month | Year to Date Expenditures | % of Budget Expended | Outstanding Encumbrances | Uncommitted Funds |
|-------------------------|-------------------------------|----------------|-----------------------|---------------------------|----------------------|--------------------------|-------------------|
| 10 1111 518 111 | CERTIFIED SALARIES | 106,000.00 | 8,991.50 | 8,991.50 | 8.48 | 0.00 | 97,008.50 |
| 10 1111 518 125 | SUBSTITUTE SALARIES | 1,700.00 | 0.00 | 0.00 | 0.00 | 0.00 | 1,700.00 |
| 10 1111 518 210 | SOCIAL SECURITY | 8,300.00 | 687.85 | 687.85 | 8.29 | 0.00 | 7,612.15 |
| 10 1111 518 220 | RETIREMENT | 6,500.00 | 539.49 | 539.49 | 8.30 | 0.00 | 5,960.51 |
| 10 1111 518 230 | HEALTH INSURANCE | 17,000.00 | 1,403.25 | 1,403.25 | 8.25 | 0.00 | 15,596.75 |
| 10 1111 518 240 | WORKMENS COMPENSATION | 1,000.00 | 29.85 | 7.89 | 0.79 | 0.00 | 992.11 |
| 10 1111 518 323 | REPAIRS & MTNCE | 1,000.00 | 750.00 | 750.00 | 75.00 | 0.00 | 250.00 |
| 10 1111 518 334 | TRAVEL | 500.00 | 0.00 | 0.00 | 0.00 | 0.00 | 500.00 |
| 10 1111 518 339 | OTHER TRANSPORTATION SERVICES | 500.00 | 0.00 | 0.00 | 0.00 | 0.00 | 500.00 |
| 10 1111 518 340 | COMMUNICATION | 1,500.00 | 46.76 | 110.28 | 7.35 | 0.00 | 1,389.72 |
| 10 1111 518 411 | NON-TECHNOLOGY SUPPLIES | 3,500.00 | 0.00 | 107.19 | 3.06 | 0.00 | 3,392.81 |
| 10 1111 518 412 | TECHNOLOGY SUPPLIES | 500.00 | 0.00 | 0.00 | 0.00 | 0.00 | 500.00 |
| 518 | RIVERSIDE COLONY ELEMENTARY | 148,000.00 | 12,448.70 | 12,597.45 | 8.51 | 0.00 | 135,402.55 |
| 907 | ESSER FUNDS | 148,000.00 | 12,448.70 | 12,597.45 | 8.51 | 0.00 | 135,402.55 |
| 000 | DISTRICT | 148,000.00 | 12,448.70 | 12,597.45 | 8.51 | 0.00 | 135,402.55 |
| 005 | HOLY TRINITY | 0.00 | 0.00 | 0.00 | 0.00 | 0.00 | 0.00 |
| 10 1111 907 411 000 005 | NON-TECHNOLOGY SUPPLIES | 0.00 | 0.00 | 2,096.56 | 0.00 | 0.00 | (2,096.56) |
| 10 1111 907 412 000 005 | TECHNOLOGY SUPPLIES | 0.00 | 6,579.00 | 13,158.00 | 0.00 | 0.00 | (13,158.00) |
| 005 | HOLY TRINITY | 0.00 | 6,579.00 | 15,254.56 | 0.00 | 0.00 | (15,254.56) |
| 011 | JAMES VALLEY | 0.00 | 561.45 | 4,148.82 | 0.00 | 0.00 | (4,148.82) |
| 10 1111 907 411 000 011 | NON-TECHNOLOGY SUPPLIES | 0.00 | 0.00 | 10,174.00 | 0.00 | 0.00 | (10,174.00) |
| 10 1111 907 412 000 011 | TECHNOLOGY SUPPLIES | 0.00 | 561.45 | 14,322.82 | 0.00 | 0.00 | (14,322.82) |
| 011 | JAMES VALLEY | 0.00 | 7,140.45 | 29,577.38 | 0.00 | 0.00 | (29,577.38) |
| 000 | DISTRICT | 0.00 | 7,140.45 | 29,577.38 | 0.00 | 0.00 | (29,577.38) |
| 907 | ESSER FUNDS | 0.00 | 7,140.45 | 29,577.38 | 0.00 | 0.00 | (29,577.38) |
| 991 | TITLE III | 0.00 | 0.00 | 0.00 | 0.00 | 0.00 | 0.00 |
| 10 1111 991 111 | CERTIFIED SALARIES | 25,000.00 | 0.00 | 0.00 | 0.00 | 0.00 | 25,000.00 |
| 10 1111 991 210 | SOCIAL SECURITY | 2,000.00 | 0.00 | 0.00 | 0.00 | 0.00 | 2,000.00 |
| 10 1111 991 220 | RETIREMENT | 1,500.00 | 0.00 | 0.00 | 0.00 | 0.00 | 1,500.00 |
| 10 1111 991 240 | WORKERS' COMPENSATION | 500.00 | 0.00 | 0.00 | 0.00 | 0.00 | 500.00 |
| 10 1111 991 319 | PROFESSIONAL SERVICES | 16,000.00 | 0.00 | 0.00 | 0.00 | 0.00 | 16,000.00 |
| 10 1111 991 334 | TRAVEL | 5,000.00 | 0.00 | 0.00 | 0.00 | 0.00 | 5,000.00 |
| 10 1111 991 411 | NON-TECHNOLOGY SUPPLIES | 30,000.00 | 0.00 | 2,777.37 | 9.26 | 0.00 | 27,222.63 |
| 10 1111 991 412 | TECHNOLOGY SUPPLIES | 10,000.00 | 0.00 | 0.00 | 0.00 | 0.00 | 10,000.00 |
| 10 1111 991 473 | COMPUTER LICENSING FEES | 0.00 | 0.00 | 16,050.00 | 0.00 | 22,204.00 | (38,254.00) |
| 907 | ESSER FUNDS | 90,000.00 | 0.00 | 18,827.37 | 45.59 | 22,204.00 | 48,968.63 |
| 991 | TITLE III | 90,000.00 | 0.00 | 18,827.37 | 45.59 | 22,204.00 | 48,968.63 |

| Account Number | Account Description | Current Budget | Expended During Month | Year to Date Expenditures | % of Budget Expended | Outstanding Encumbrances | Uncommitted Funds |
|-----------------|---------------------------------|----------------|-----------------------|---------------------------|----------------------|--------------------------|-------------------|
| 991 | TITLE III | 90,000.00 | 0.00 | 18,827.37 | 45.59 | 22,204.00 | 48,968.63 |
| 992 | TITLE III IMMIGRANT | | | | | | |
| 10 1111 992 112 | PARAPROFESSIONAL SALARIES | 25,000.00 | 0.00 | 0.00 | 0.00 | 0.00 | 25,000.00 |
| 10 1111 992 210 | SOCIAL SECURITY | 2,000.00 | 0.00 | 0.00 | 0.00 | 0.00 | 2,000.00 |
| 10 1111 992 220 | RETIREMENT | 1,500.00 | 0.00 | 0.00 | 0.00 | 0.00 | 1,500.00 |
| 10 1111 992 230 | HEALTH INSURANCE | 5,000.00 | 0.00 | 0.00 | 0.00 | 0.00 | 5,000.00 |
| 10 1111 992 240 | WORKERS' COMPENSATION | 500.00 | 0.00 | 0.00 | 0.00 | 0.00 | 500.00 |
| 10 1111 992 411 | NON-TECHNOLOGY SUPPLIES | 1,000.00 | 0.00 | 0.00 | 0.00 | 0.00 | 1,000.00 |
| | | 35,000.00 | 0.00 | 0.00 | 0.00 | 0.00 | 35,000.00 |
| | | 35,000.00 | 0.00 | 0.00 | 0.00 | 0.00 | 35,000.00 |
| | | 35,000.00 | 0.00 | 0.00 | 0.00 | 0.00 | 35,000.00 |
| | | 5,152,400.00 | 433,285.03 | 505,989.66 | 10.29 | 24,217.41 | 4,622,192.93 |
| 992 | TITLE III IMMIGRANT | | | | | | |
| 1111 | ELEMENTARY SCHOOLS | | | | | | |
| 1121 | MIDDLE SCHOOL | | | | | | |
| 007 | LSS REFUGEE IMPACT GRANT | | | | | | |
| 10 1121 007 114 | CLASSIFIED SALARIES | 8,100.00 | 1,620.80 | 4,862.40 | 60.03 | 0.00 | 3,237.60 |
| 10 1121 007 210 | SOCIAL SECURITY | 700.00 | 123.99 | 371.97 | 53.14 | 0.00 | 328.03 |
| 10 1121 007 220 | RETIREMENT | 500.00 | 97.25 | 291.75 | 58.35 | 0.00 | 208.25 |
| 10 1121 007 230 | HEALTH INSURANCE | 0.00 | 21.85 | 65.55 | 0.00 | 0.00 | (65.55) |
| 10 1121 007 240 | WORKERS' COMPENSATION | 100.00 | 5.38 | 16.14 | 16.14 | 0.00 | 83.86 |
| 10 1121 007 340 | COMMUNICATION | 600.00 | 19.44 | 173.26 | 28.88 | 0.00 | 426.74 |
| | | 10,000.00 | 1,888.71 | 5,781.07 | 57.81 | 0.00 | 4,218.93 |
| | | 10,000.00 | 1,888.71 | 5,781.07 | 57.81 | 0.00 | 4,218.93 |
| | | 10,000.00 | 1,888.71 | 5,781.07 | 57.81 | 0.00 | 4,218.93 |
| 007 | LSS REFUGEE IMPACT GRANT | | | | | | |
| 600 | MIDDLE SCHOOL | | | | | | |
| 10 1121 600 111 | CERTIFIED SALARIES | 1,500,000.00 | 127,556.79 | 132,586.48 | 8.84 | 0.00 | 1,367,413.52 |
| 10 1121 600 112 | PARAPROFESSIONAL SALARIES | 25,000.00 | 0.00 | 0.00 | 0.00 | 0.00 | 25,000.00 |
| 10 1121 600 114 | CLASSIFIED SALARIES | 42,000.00 | 6,364.41 | 13,335.73 | 31.75 | 0.00 | 28,664.27 |
| 10 1121 600 125 | SUBSTITUTE SALARIES | 27,000.00 | 420.00 | 420.00 | 1.56 | 0.00 | 26,580.00 |
| 10 1121 600 210 | SOCIAL SECURITY | 122,000.00 | 9,829.28 | 10,747.39 | 8.81 | 0.00 | 111,252.61 |
| 10 1121 600 220 | RETIREMENT | 95,700.00 | 8,003.81 | 8,723.87 | 9.12 | 0.00 | 86,976.13 |
| 10 1121 600 230 | GROUP HEALTH/LIFE INS. | 265,000.00 | 21,562.31 | 23,154.15 | 8.74 | 0.00 | 241,845.85 |
| 10 1121 600 240 | WORKERS COMPENSATION | 10,000.00 | 463.19 | 256.66 | 2.57 | 0.00 | 9,743.34 |
| 10 1121 600 319 | PROFESSIONAL SERVICES | 1,500.00 | 0.00 | 0.00 | 0.00 | 0.00 | 1,500.00 |
| 10 1121 600 323 | REPAIRS & MTNCE | 9,000.00 | 10,907.06 | 13,607.06 | 151.19 | 0.00 | (4,607.06) |
| 10 1121 600 334 | TRAVEL | 3,000.00 | 0.00 | 0.00 | 0.00 | 0.00 | 3,000.00 |
| 10 1121 600 339 | OTHER TRANSPORTATION SERVICES | 3,000.00 | 0.00 | 0.00 | 0.00 | 0.00 | 3,000.00 |

| Account Number | Account Description | Current Budget | Expended During Month | Year to Date Expenditures | % of Budget Expended | Outstanding Encumbrances | Uncommitted Funds |
|-----------------------|-------------------------------|---------------------|-----------------------|---------------------------|----------------------|--------------------------|---------------------|
| 10 1121 600 340 | COMMUNICATIONS | 3,600.00 | 603.13 | 936.93 | 26.03 | 0.00 | 2,663.07 |
| 10 1121 600 411 | NON-TECHNOLOGY SUPPLIES | 37,000.00 | 2,146.06 | 8,460.93 | 23.18 | 114.16 | 28,424.91 |
| 10 1121 600 412 | TECHNOLOGY SUPPLIES | 5,000.00 | 0.00 | 1,116.20 | 22.32 | 0.00 | 3,883.80 |
| 10 1121 600 640 | DUES & FEES | 800.00 | 0.00 | 0.00 | 0.00 | 0.00 | 800.00 |
| | | <u>2,149,600.00</u> | <u>187,856.04</u> | <u>213,345.40</u> | <u>9.93</u> | <u>114.16</u> | <u>1,936,140.44</u> |
| 600 MIDDLE SCHOOL | | <u>2,149,600.00</u> | <u>187,856.04</u> | <u>213,345.40</u> | <u>9.93</u> | <u>114.16</u> | <u>1,936,140.44</u> |
| 1121 MIDDLE SCHOOL | | <u>2,149,600.00</u> | <u>187,856.04</u> | <u>213,345.40</u> | <u>9.93</u> | <u>114.16</u> | <u>1,936,140.44</u> |
| 1131 HIGH SCHOOL | | <u>2,159,600.00</u> | <u>189,744.75</u> | <u>219,126.47</u> | <u>10.15</u> | <u>114.16</u> | <u>1,940,359.37</u> |
| 700 HIGH SCHOOL | | <u>2,159,600.00</u> | <u>189,744.75</u> | <u>219,126.47</u> | <u>10.15</u> | <u>114.16</u> | <u>1,940,359.37</u> |
| 10 1131 700 111 | CERTIFIED SALARIES | 1,530,000.00 | 124,315.01 | 129,004.70 | 8.43 | 0.00 | 1,400,995.30 |
| 10 1131 700 112 | PARAPROFESSIONAL SALARIES | 50,000.00 | 1,300.19 | 1,300.19 | 2.60 | 0.00 | 48,699.81 |
| 10 1131 700 114 | CLASSIFIED SALARIES | 83,000.00 | 7,552.97 | 21,319.29 | 25.69 | 0.00 | 61,680.71 |
| 10 1131 700 125 | SUBSTITUTE SALARIES | 26,000.00 | 1,104.61 | 1,104.61 | 4.25 | 0.00 | 24,895.39 |
| 10 1131 700 210 | SOCIAL SECURITY | 129,300.00 | 9,945.74 | 11,128.55 | 8.61 | 0.00 | 118,171.45 |
| 10 1131 700 220 | RETIREMENT | 101,400.00 | 7,938.38 | 8,976.12 | 8.85 | 0.00 | 92,423.88 |
| 10 1131 700 230 | GROUP HEALTH/LIFE INS. | 260,000.00 | 20,376.75 | 22,929.28 | 8.82 | 0.00 | 237,070.72 |
| 10 1131 700 240 | WORKERS COMPENSATION | 9,000.00 | 463.56 | 239.34 | 2.66 | 0.00 | 8,760.66 |
| 10 1131 700 319 | PROFESSIONAL SERVICES | 5,500.00 | 0.00 | 0.00 | 0.00 | 0.00 | 5,500.00 |
| 10 1131 700 323 | REPAIRS & MTNCE | 11,000.00 | 5,998.44 | 5,998.44 | 54.53 | 0.00 | 5,001.56 |
| 10 1131 700 334 | TRAVEL | 4,000.00 | 0.00 | 0.00 | 0.00 | 0.00 | 4,000.00 |
| 10 1131 700 339 | OTHER TRANSPORTATION SERVICES | 4,000.00 | 0.00 | 0.00 | 0.00 | 0.00 | 4,000.00 |
| 10 1131 700 340 | COMMUNICATIONS | 3,000.00 | 603.14 | 936.94 | 31.23 | 0.00 | 2,063.06 |
| 10 1131 700 411 | NON-TECHNOLOGY SUPPLIES | 56,000.00 | 2,038.25 | 17,194.22 | 31.32 | 345.72 | 38,460.06 |
| 10 1131 700 412 | TECHNOLOGY SUPPLIES | 8,000.00 | 412.74 | 737.74 | 9.22 | 0.00 | 7,262.26 |
| 10 1131 700 473 | COMPUTER LICENSING FEES | 5,000.00 | 0.00 | 0.00 | 0.00 | 0.00 | 5,000.00 |
| 10 1131 700 640 | DUES AND FEES | 1,200.00 | 0.00 | 0.00 | 0.00 | 0.00 | 1,200.00 |
| | | <u>2,286,400.00</u> | <u>182,049.78</u> | <u>220,869.42</u> | <u>9.68</u> | <u>345.72</u> | <u>2,065,184.86</u> |
| 700 HIGH SCHOOL | | <u>2,286,400.00</u> | <u>182,049.78</u> | <u>220,869.42</u> | <u>9.68</u> | <u>345.72</u> | <u>2,065,184.86</u> |
| 770 VOCATIONAL SCHOOL | | <u>2,286,400.00</u> | <u>182,049.78</u> | <u>220,869.42</u> | <u>9.68</u> | <u>345.72</u> | <u>2,065,184.86</u> |
| 10 1131 770 111 | CERTIFIED SALARIES | 295,000.00 | 25,693.76 | 25,693.76 | 8.71 | 0.00 | 269,306.24 |
| 10 1131 770 114 | REGULAR SALARIES | 0.00 | 0.00 | 473.00 | 0.00 | 0.00 | (473.00) |
| 10 1131 770 125 | SUBSTITUTE SALARIES | 4,500.00 | 0.00 | 0.00 | 0.00 | 0.00 | 4,500.00 |
| 10 1131 770 210 | SOCIAL SECURITY | 23,000.00 | 1,873.68 | 1,909.87 | 8.30 | 0.00 | 21,090.13 |
| 10 1131 770 220 | RETIREMENT | 18,000.00 | 1,541.62 | 1,541.62 | 8.56 | 0.00 | 16,458.38 |
| 10 1131 770 230 | GROUP HEALTH/LIFE INS. | 50,000.00 | 4,058.81 | 4,058.81 | 8.12 | 0.00 | 45,941.19 |
| 10 1131 770 240 | WORKMENS COMPENSATION | 1,500.00 | 100.31 | 54.06 | 3.60 | 0.00 | 1,445.94 |
| 10 1131 770 323 | REPAIRS & MTNCE | 2,000.00 | 1,000.00 | 1,000.00 | 50.00 | 0.00 | 1,000.00 |

Expenditure Report by Function

09/2020

| Account Number | Account Description | Current Budget | Expended During Month | Year to Date Expenditures | % of Budget Expended | Outstanding Encumbrances | Uncommitted Funds |
|-----------------|-------------------------------|----------------|-----------------------|---------------------------|----------------------|--------------------------|-------------------|
| 10 1131 770 334 | TRAVEL | 2,000.00 | 0.00 | 0.00 | 0.00 | 0.00 | 2,000.00 |
| 10 1131 770 339 | OTHER TRANSPORTATION SERVICES | 2,000.00 | 0.00 | 0.00 | 0.00 | 0.00 | 2,000.00 |
| 10 1131 770 340 | COMMUNICATIONS | 800.00 | 256.37 | 376.65 | 47.08 | 0.00 | 423.35 |
| 10 1131 770 411 | NON-TECHNOLOGY SUPPLIES | 19,000.00 | 640.67 | 1,083.16 | 57.84 | 9,906.00 | 8,010.84 |
| 10 1131 770 412 | TECHNOLOGY SUPPLIES | 2,000.00 | 0.00 | 0.00 | 0.00 | 0.00 | 2,000.00 |
| | | 419,800.00 | 35,165.22 | 36,190.93 | 10.98 | 9,906.00 | 373,703.07 |
| 770 | VOCATIONAL SCHOOL | 419,800.00 | 35,165.22 | 36,190.93 | 10.98 | 9,906.00 | 373,703.07 |
| 791 | PRIDE HIGH | 419,800.00 | 35,165.22 | 36,190.93 | 10.98 | 9,906.00 | 373,703.07 |
| 10 1131 791 111 | CERTIFIED SALARIES | 49,000.00 | 3,529.69 | 7,059.38 | 14.41 | 0.00 | 41,940.62 |
| 10 1131 791 112 | PARAPROFESSIONAL SALARIES | 24,000.00 | 785.47 | 785.47 | 3.27 | 0.00 | 23,214.53 |
| 10 1131 791 125 | SUBSTITUTE SALARIES | 1,000.00 | 0.00 | 0.00 | 0.00 | 0.00 | 1,000.00 |
| 10 1131 791 210 | SOCIAL SECURITY | 5,700.00 | 330.11 | 600.14 | 10.53 | 0.00 | 5,099.86 |
| 10 1131 791 220 | RETIREMENT | 4,500.00 | 258.91 | 470.69 | 10.46 | 0.00 | 4,029.31 |
| 10 1131 791 230 | GROUP HEALTH/LIFE INS. | 16,400.00 | 47.50 | 97.88 | 0.60 | 0.00 | 16,302.12 |
| 10 1131 791 240 | WORKMENS COMPENSATION | 500.00 | 14.33 | 14.07 | 2.81 | 0.00 | 485.93 |
| 10 1131 791 323 | REPAIRS & MTNCE | 200.00 | 0.00 | 0.00 | 0.00 | 0.00 | 200.00 |
| 10 1131 791 340 | COMMUNICATIONS | 300.00 | 33.38 | 70.14 | 23.38 | 0.00 | 229.86 |
| 10 1131 791 411 | NON-TECHNOLOGY SUPPLIES | 400.00 | 0.00 | 0.00 | 0.00 | 0.00 | 400.00 |
| 10 1131 791 412 | TECHNOLOGY SUPPLIES | 100.00 | 0.00 | 0.00 | 0.00 | 0.00 | 100.00 |
| | | 102,100.00 | 4,999.39 | 9,097.77 | 8.91 | 0.00 | 93,002.23 |
| 791 | PRIDE HIGH | 102,100.00 | 4,999.39 | 9,097.77 | 8.91 | 0.00 | 93,002.23 |
| 800 | OUR HOME PROGRAMS | 102,100.00 | 4,999.39 | 9,097.77 | 8.91 | 0.00 | 93,002.23 |
| 10 1131 800 111 | CERTIFIED SALARIES | 118,000.00 | 9,698.83 | 23,462.23 | 19.88 | 0.00 | 94,537.77 |
| 10 1131 800 125 | SUBSTITUTE SALARIES | 2,000.00 | 120.00 | 120.00 | 6.00 | 0.00 | 1,880.00 |
| 10 1131 800 210 | SOCIAL SECURITY | 9,200.00 | 751.12 | 1,804.01 | 19.61 | 0.00 | 7,395.99 |
| 10 1131 800 220 | RETIREMENT | 7,200.00 | 581.93 | 1,407.75 | 19.55 | 0.00 | 5,792.25 |
| 10 1131 800 230 | HEALTH INSURANCE | 19,000.00 | 1,585.20 | 1,585.20 | 8.34 | 0.00 | 17,414.80 |
| 10 1131 800 240 | WORKERS' COMPENSATION | 700.00 | 32.61 | 65.20 | 9.31 | 0.00 | 634.80 |
| 10 1131 800 323 | REPAIRS & MTNCE | 1,000.00 | 1,083.50 | 1,083.50 | 108.35 | 0.00 | (83.50) |
| 10 1131 800 334 | TRAVEL | 100.00 | 0.00 | 0.00 | 0.00 | 0.00 | 100.00 |
| 10 1131 800 411 | NON-TECHNOLOGY SUPPLIES | 3,000.00 | 406.56 | 406.56 | 13.55 | 0.00 | 2,593.44 |
| 10 1131 800 412 | TECHNOLOGY SUPPLIES | 1,000.00 | 0.00 | 0.00 | 0.00 | 0.00 | 1,000.00 |
| 10 1131 800 473 | COMPUTER LICENSING FEES | 0.00 | 600.00 | 600.00 | 0.00 | 0.00 | (600.00) |
| | | 161,200.00 | 14,859.75 | 30,534.45 | 18.94 | 0.00 | 130,665.55 |
| 800 | OUR HOME PROGRAMS | 161,200.00 | 14,859.75 | 30,534.45 | 18.94 | 0.00 | 130,665.55 |
| 950 | PERKINS GRANT | 161,200.00 | 14,859.75 | 30,534.45 | 18.94 | 0.00 | 130,665.55 |

Expenditure Report by Function

09/2020

| Account Number | Account Description | Current Budget | Expended During Month | Year to Date Expenditures | % of Budget Expended | Outstanding Encumbrances | Uncommitted Funds |
|-------------------------------|---------------------------|----------------|-----------------------|---------------------------|----------------------|--------------------------|-------------------|
| 10 1131 950 334 | TRAVEL | 6,000.00 | 0.00 | 0.00 | 0.00 | 0.00 | 6,000.00 |
| 10 1131 950 411 | NON-TECHNOLOGY SUPPLIES | 11,500.00 | 2,344.00 | 10,502.26 | 91.32 | 0.00 | 997.74 |
| 10 1131 950 412 | TECHNOLOGY SUPPLIES | 2,500.00 | 0.00 | 0.00 | 0.00 | 0.00 | 2,500.00 |
| 10 1131 950 479 | SUPPLIES (NON-CONSUM) | 0.00 | 2,728.26 | 3,423.53 | 0.00 | 1,569.26 | (4,992.79) |
| 10 1131 950 549 | OTHER EQUIPMENT | 25,000.00 | 0.00 | 19,206.64 | 108.00 | 7,792.37 | (1,999.01) |
| | | 45,000.00 | 5,072.26 | 33,132.43 | 94.43 | 9,361.63 | 2,505.94 |
| 950 PERKINS GRANT | | 45,000.00 | 5,072.26 | 33,132.43 | 94.43 | 9,361.63 | 2,505.94 |
| 964 RLIS GRANT | | 45,000.00 | 5,072.26 | 33,132.43 | 94.43 | 9,361.63 | 2,505.94 |
| 10 1131 964 112 | PARAPROFESSIONAL SALARIES | 31,600.00 | 0.00 | 0.00 | 0.00 | 0.00 | 31,600.00 |
| 10 1131 964 125 | SUBSTITUTE SALARIES | 3,000.00 | 0.00 | 0.00 | 0.00 | 0.00 | 3,000.00 |
| 10 1131 964 210 | SOCIAL SECURITY | 2,500.00 | 0.00 | 0.00 | 0.00 | 0.00 | 2,500.00 |
| 10 1131 964 220 | RETIREMENT | 1,900.00 | 0.00 | 0.00 | 0.00 | 0.00 | 1,900.00 |
| 10 1131 964 230 | HEALTH INSURANCE | 5,800.00 | 0.00 | 0.00 | 0.00 | 0.00 | 5,800.00 |
| 10 1131 964 240 | WORKERS' COMPENSATION | 200.00 | 0.00 | 0.00 | 0.00 | 0.00 | 200.00 |
| | | 45,000.00 | 0.00 | 0.00 | 0.00 | 0.00 | 45,000.00 |
| 964 RLIS GRANT | | 45,000.00 | 0.00 | 0.00 | 0.00 | 0.00 | 45,000.00 |
| 967 UNITED WAY-PLTW | | 45,000.00 | 0.00 | 0.00 | 0.00 | 0.00 | 45,000.00 |
| 10 1131 967 111 | CERTIFIED SALARIES | 0.00 | 3,280.00 | 3,280.00 | 0.00 | 0.00 | (3,280.00) |
| 10 1131 967 210 | SOCIAL SECURITY | 0.00 | 250.90 | 250.90 | 0.00 | 0.00 | (250.90) |
| 10 1131 967 220 | RETIREMENT | 0.00 | 196.79 | 196.79 | 0.00 | 0.00 | (196.79) |
| 10 1131 967 240 | WORKERS' COMPENSATION | 0.00 | 10.99 | 10.99 | 0.00 | 0.00 | (10.99) |
| 10 1131 967 411 | NON-TECHNOLOGY SUPPLIES | 0.00 | 0.00 | 165.32 | 0.00 | 0.00 | (165.32) |
| | | 0.00 | 3,738.68 | 3,904.00 | 0.00 | 0.00 | (3,904.00) |
| 967 UNITED WAY-PLTW | | 0.00 | 3,738.68 | 3,904.00 | 0.00 | 0.00 | (3,904.00) |
| 1131 HIGH SCHOOL | | 0.00 | 3,738.68 | 3,904.00 | 0.00 | 0.00 | (3,904.00) |
| 1141 PRESCHOOL SERVICES | | | | | | | |
| 517 PRESCHOOL-PRIVATE FUNDING | | 3,059,500.00 | 245,885.08 | 333,729.00 | 11.55 | 19,613.35 | 2,706,157.65 |
| 10 1141 517 319 | PROFESSIONAL SERVICES | 0.00 | 360.00 | 360.00 | 0.00 | 0.00 | (360.00) |
| | | 0.00 | 360.00 | 360.00 | 0.00 | 0.00 | (360.00) |
| 517 PRESCHOOL-PRIVATE FUNDING | | 0.00 | 360.00 | 360.00 | 0.00 | 0.00 | (360.00) |

Expenditure Report by Function
09/2020

| Account Number | Account Description | Current Budget | Expended During Month | Year to Date Expenditures | % of Budget Expended | Outstanding Encumbrances | Uncommitted Funds |
|-------------------------|----------------------------|----------------|-----------------------|---------------------------|----------------------|--------------------------|-------------------|
| | | 0.00 | 360.00 | 360.00 | 0.00 | 0.00 | (360.00) |
| 1141 | PRESCHOOL SERVICES | | | | | | |
| 1250 | CULTURALLY DIFFERENT (LEP) | | | | | | |
| 500 | ELEMENTARY SCHOOL | | | | | | |
| 000 | DISTRICT | | | | | | |
| 001 | BUCHANAN | | | | | | |
| 10 1250 500 111 000 001 | CERTIFIED SALARIES | 55,000.00 | 8,558.33 | 8,558.33 | 15.56 | 0.00 | 46,441.67 |
| 10 1250 500 112 000 001 | PARAPROFESSIONAL SALARIES | 16,000.00 | 1,094.53 | 1,317.71 | 8.24 | 0.00 | 14,682.29 |
| 10 1250 500 114 000 001 | CLASSIFIED SALARIES | 5,000.00 | 388.98 | 1,166.94 | 23.34 | 0.00 | 3,833.06 |
| 10 1250 500 125 000 001 | SUBSTITUTE SALARIES | 1,000.00 | 0.00 | 0.00 | 0.00 | 0.00 | 1,000.00 |
| 10 1250 500 210 000 001 | SOCIAL SECURITY | 5,900.00 | 759.82 | 834.97 | 14.15 | 0.00 | 5,065.03 |
| 10 1250 500 220 000 001 | RETIREMENT | 4,700.00 | 602.51 | 662.60 | 14.10 | 0.00 | 4,037.40 |
| 10 1250 500 230 000 001 | HEALTH INSURANCE | 7,500.00 | 1,186.11 | 1,344.39 | 17.93 | 0.00 | 6,155.61 |
| 10 1250 500 240 000 001 | WORKERS' COMPENSATION | 400.00 | 37.06 | 19.09 | 4.77 | 0.00 | 380.91 |
| 10 1250 500 334 000 001 | TRAVEL | 200.00 | 0.00 | 0.00 | 0.00 | 0.00 | 200.00 |
| 10 1250 500 411 000 001 | NON-TECHNOLOGY SUPPLIES | 1,500.00 | 59.60 | 100.20 | 16.29 | 144.21 | 1,255.59 |
| 10 1250 500 412 000 001 | TECHNOLOGY SUPPLIES | 500.00 | 0.00 | 0.00 | 0.00 | 0.00 | 500.00 |
| 10 1250 500 473 000 001 | COMPUTER LICENSING FEES | 0.00 | 0.00 | 99.00 | 0.00 | 0.00 | (99.00) |
| 10 1250 500 640 000 001 | DUES AND FEES | 200.00 | 0.00 | 0.00 | 0.00 | 0.00 | 200.00 |
| 001 | BUCHANAN | 97,900.00 | 12,686.94 | 14,103.23 | 14.55 | 144.21 | 83,652.56 |
| 002 | HURON COLONY | | | | | | |
| 10 1250 500 411 000 002 | NON-TECHNOLOGY SUPPLIES | 500.00 | 0.00 | 0.00 | 0.00 | 0.00 | 500.00 |
| 002 | HURON COLONY | 500.00 | 0.00 | 0.00 | 0.00 | 0.00 | 500.00 |
| 004 | MADISON | | | | | | |
| 10 1250 500 111 000 004 | CERTIFIED SALARIES | 105,000.00 | 8,377.33 | 8,377.33 | 7.98 | 0.00 | 96,622.67 |
| 10 1250 500 112 000 004 | PARAPROFESSIONAL SALARIES | 30,000.00 | 1,473.95 | 1,695.14 | 5.65 | 0.00 | 28,304.86 |
| 10 1250 500 114 000 004 | CLASSIFIED SALARIES | 5,000.00 | 385.51 | 1,156.53 | 23.13 | 0.00 | 3,843.47 |
| 10 1250 500 125 000 004 | SUBSTITUTE SALARIES | 3,000.00 | 0.00 | 0.00 | 0.00 | 0.00 | 3,000.00 |
| 10 1250 500 210 000 004 | SOCIAL SECURITY | 11,000.00 | 730.14 | 804.61 | 7.31 | 0.00 | 10,195.39 |
| 10 1250 500 220 000 004 | RETIREMENT | 8,600.00 | 614.21 | 673.75 | 7.83 | 0.00 | 7,926.25 |
| 10 1250 500 230 000 004 | HEALTH INSURANCE | 23,000.00 | 1,795.84 | 1,961.38 | 8.53 | 0.00 | 21,038.62 |
| 10 1250 500 240 000 004 | WORKERS' COMPENSATION | 400.00 | 33.98 | 10.10 | 2.53 | 0.00 | 389.90 |
| 10 1250 500 334 000 004 | TRAVEL | 200.00 | 0.00 | 0.00 | 0.00 | 0.00 | 200.00 |
| 10 1250 500 411 000 004 | NON-TECHNOLOGY SUPPLIES | 1,500.00 | 0.00 | 0.00 | 0.00 | 0.00 | 1,500.00 |
| 10 1250 500 412 000 004 | TECHNOLOGY SUPPLIES | 500.00 | 0.00 | 0.00 | 0.00 | 0.00 | 500.00 |
| 10 1250 500 640 000 004 | DUES AND FEES | 200.00 | 0.00 | 0.00 | 0.00 | 0.00 | 200.00 |
| 004 | MADISON | 188,400.00 | 13,410.96 | 14,678.84 | 7.79 | 0.00 | 173,721.16 |
| 006 | WASHINGTON | | | | | | |
| 10 1250 500 111 000 006 | CERTIFIED SALARIES | 100,000.00 | 7,907.16 | 7,907.16 | 7.91 | 0.00 | 92,092.84 |
| 10 1250 500 112 000 006 | PARAPROFESSIONAL SALARIES | 15,000.00 | 329.03 | 550.22 | 3.67 | 0.00 | 14,449.78 |
| 10 1250 500 114 000 006 | CLASSIFIED SALARIES | 5,000.00 | 385.51 | 1,156.53 | 23.13 | 0.00 | 3,843.47 |
| 10 1250 500 125 000 006 | SUBSTITUTE SALARIES | 3,000.00 | 0.00 | 0.00 | 0.00 | 0.00 | 3,000.00 |
| 10 1250 500 210 000 006 | SOCIAL SECURITY | 9,500.00 | 647.73 | 722.13 | 7.60 | 0.00 | 8,777.87 |
| 10 1250 500 220 000 006 | RETIREMENT | 7,400.00 | 517.31 | 576.82 | 7.79 | 0.00 | 6,823.18 |

| Account Number | Account Description | Current Budget | Expended During Month | Year to Date Expenditures | % of Budget Expended | Outstanding Encumbrances | Uncommitted Funds |
|-----------------------------|---------------------------|----------------|-----------------------|---------------------------|----------------------|--------------------------|-------------------|
| 10 1250 500 230 000 006 | HEALTH INSURANCE | 13,000.00 | 1,481.71 | 1,638.63 | 12.60 | 0.00 | 11,361.37 |
| 10 1250 500 240 000 006 | WORKERS' COMPENSATION | 400.00 | 28.63 | 15.95 | 3.99 | 0.00 | 384.05 |
| 10 1250 500 334 000 006 | TRAVEL | 200.00 | 0.00 | 0.00 | 0.00 | 0.00 | 200.00 |
| 10 1250 500 340 000 006 | COMMUNICATION | 0.00 | 13.38 | 13.38 | 0.00 | 0.00 | (13.38) |
| 10 1250 500 411 000 006 | NON-TECHNOLOGY SUPPLIES | 1,500.00 | 0.00 | 109.38 | 8.52 | 18.47 | 1,372.15 |
| 10 1250 500 412 000 006 | TECHNOLOGY SUPPLIES | 500.00 | 0.00 | 0.00 | 0.00 | 0.00 | 500.00 |
| 10 1250 500 640 000 006 | DUES AND FEES | 200.00 | 0.00 | 0.00 | 0.00 | 0.00 | 200.00 |
| 006 WASHINGTON | | 155,700.00 | 11,310.46 | 12,690.20 | 8.16 | 18.47 | 142,991.33 |
| 008 RIVERSIDE COLONY | | | | | | | |
| 10 1250 500 411 000 008 | NON-TECHNOLOGY SUPPLIES | 500.00 | 0.00 | 0.00 | 42.00 | 210.00 | 290.00 |
| 008 RIVERSIDE COLONY | | 500.00 | 0.00 | 0.00 | 42.00 | 210.00 | 290.00 |
| 000 DISTRICT | | 443,000.00 | 37,408.36 | 41,472.27 | 9.45 | 372.68 | 401,155.05 |
| 500 ELEMENTARY SCHOOL | | 443,000.00 | 37,408.36 | 41,472.27 | 9.45 | 372.68 | 401,155.05 |
| 600 MIDDLE SCHOOL | | | | | | | |
| 10 1250 600 111 | CERTIFIED SALARIES | 98,000.00 | 3,899.75 | 3,899.75 | 3.98 | 0.00 | 94,100.25 |
| 10 1250 600 112 | PARAPROFESSIONAL SALARIES | 40,000.00 | 2,038.03 | 2,701.62 | 6.75 | 0.00 | 37,298.38 |
| 10 1250 600 114 | CLASSIFIED SALARIES | 12,000.00 | 1,156.54 | 3,469.62 | 28.91 | 0.00 | 8,530.38 |
| 10 1250 600 125 | SUBSTITUTE SALARIES | 3,000.00 | 0.00 | 0.00 | 0.00 | 0.00 | 3,000.00 |
| 10 1250 600 210 | SOCIAL SECURITY | 11,800.00 | 525.02 | 748.44 | 6.34 | 0.00 | 11,051.56 |
| 10 1250 600 220 | RETIREMENT | 9,200.00 | 425.66 | 604.26 | 6.57 | 0.00 | 8,595.74 |
| 10 1250 600 230 | HEALTH INSURANCE | 28,000.00 | 940.55 | 1,416.95 | 5.06 | 0.00 | 26,583.05 |
| 10 1250 600 240 | WORKERS' COMPENSATION | 800.00 | 23.56 | 11.74 | 1.47 | 0.00 | 788.26 |
| 10 1250 600 334 | TRAVEL | 500.00 | 0.00 | 0.00 | 0.00 | 0.00 | 500.00 |
| 10 1250 600 340 | COMMUNICATION | 300.00 | 26.76 | 80.28 | 26.76 | 0.00 | 219.72 |
| 10 1250 600 411 | NON-TECHNOLOGY SUPPLIES | 4,000.00 | 0.00 | 0.00 | 0.00 | 0.00 | 4,000.00 |
| 10 1250 600 412 | TECHNOLOGY SUPPLIES | 1,000.00 | 0.00 | 0.00 | 0.00 | 0.00 | 1,000.00 |
| 600 MIDDLE SCHOOL | | 208,600.00 | 9,035.87 | 12,932.66 | 6.20 | 0.00 | 195,667.34 |
| 700 HIGH SCHOOL | | 208,600.00 | 9,035.87 | 12,932.66 | 6.20 | 0.00 | 195,667.34 |
| 10 1250 700 111 | CERTIFIED SALARIES | 160,000.00 | 13,951.22 | 12,881.22 | 8.05 | 0.00 | 147,118.78 |
| 10 1250 700 112 | PARAPROFESSIONAL SALARIES | 59,000.00 | 2,315.45 | 2,979.03 | 5.05 | 0.00 | 56,020.97 |
| 10 1250 700 114 | CLASSIFIED SALARIES | 14,000.00 | 1,156.53 | 3,469.59 | 24.78 | 0.00 | 10,530.41 |
| 10 1250 700 125 | SUBSTITUTE SALARIES | 3,000.00 | 0.00 | 0.00 | 0.00 | 0.00 | 3,000.00 |
| 10 1250 700 210 | SOCIAL SECURITY | 18,100.00 | 1,307.14 | 1,448.70 | 8.00 | 0.00 | 16,651.30 |
| 10 1250 700 220 | RETIREMENT | 14,200.00 | 1,045.39 | 1,114.79 | 7.85 | 0.00 | 13,085.21 |
| 10 1250 700 230 | HEALTH INSURANCE | 30,000.00 | 2,661.03 | 3,098.57 | 10.33 | 0.00 | 26,901.43 |
| 10 1250 700 240 | WORKERS' COMPENSATION | 1,200.00 | 57.84 | 7.25 | 0.60 | 0.00 | 1,192.75 |
| 10 1250 700 334 | TRAVEL | 500.00 | 0.00 | 0.00 | 0.00 | 0.00 | 500.00 |

Expenditure Report by Function

09/2020

| Account Number | Account Description | Current Budget | Expended During Month | Year to Date Expenditures | % of Budget Expended | Outstanding Encumbrances | Uncommitted Funds |
|---------------------------------|--------------------------------|----------------|-----------------------|---------------------------|----------------------|--------------------------|-------------------|
| 10 1250 700 411 | NON-TECHNOLOGY SUPPLIES | 4,000.00 | 0.00 | 0.00 | 0.00 | 0.00 | 4,000.00 |
| 10 1250 700 412 | TECHNOLOGY SUPPLIES | 1,000.00 | 0.00 | 0.00 | 0.00 | 0.00 | 1,000.00 |
| | | 305,000.00 | 22,494.60 | 24,999.15 | 8.20 | 0.00 | 280,000.85 |
| 700 HIGH SCHOOL | | 305,000.00 | 22,494.60 | 24,999.15 | 8.20 | 0.00 | 280,000.85 |
| 1250 CULTURALLY DIFFERENT (LEP) | | 305,000.00 | 22,494.60 | 24,999.15 | 8.20 | 0.00 | 280,000.85 |
| 1273 TITLE I | | 956,600.00 | 68,938.83 | 79,404.08 | 8.34 | 372.68 | 876,823.24 |
| 930 PART A-BASIC | | | | | | | |
| 000 DISTRICT | | | | | | | |
| 001 BUCHANAN | | | | | | | |
| 10 1273 930 111 000 001 | CERTIFIED SALARIES | 85,000.00 | 8,076.82 | 8,076.82 | 9.50 | 0.00 | 76,923.18 |
| 10 1273 930 112 000 001 | PARAPROFESSIONAL SALARIES | 50,000.00 | 5,214.54 | 5,214.54 | 10.43 | 0.00 | 44,785.46 |
| 10 1273 930 125 000 001 | SUBSTITUTE SALARIES DISTRICT | 2,000.00 | 0.00 | 0.00 | 0.00 | 0.00 | 2,000.00 |
| 10 1273 930 210 000 001 | SOCIAL SECURITY DISTRICT | 10,500.00 | 921.72 | 923.05 | 8.79 | 0.00 | 9,576.95 |
| 10 1273 930 220 000 001 | RETIREMENT DISTRICT | 8,300.00 | 793.89 | 793.89 | 9.56 | 0.00 | 7,506.11 |
| 10 1273 930 230 000 001 | HEALTH INSURANCE DISTRICT | 14,200.00 | 1,726.72 | 1,752.70 | 12.34 | 0.00 | 12,447.30 |
| 10 1273 930 240 000 001 | WORKERS' COMPENSATION DISTRICT | 2,000.00 | 43.98 | 40.02 | 2.00 | 0.00 | 1,959.98 |
| 10 1273 930 319 000 001 | PROFESSIONAL SERVICES | 3,000.00 | 136.55 | 273.10 | 9.10 | 0.00 | 2,726.90 |
| 10 1273 930 334 000 001 | TRAVEL DISTRICT | 200.00 | 0.00 | 0.00 | 0.00 | 0.00 | 200.00 |
| 10 1273 930 340 000 001 | COMMUNICATION DISTRICT | 300.00 | 0.00 | 0.00 | 0.00 | 0.00 | 300.00 |
| 10 1273 930 411 000 001 | NON-TECHNOLOGY SUPPLIES | 2,000.00 | 0.00 | 0.00 | 0.00 | 0.00 | 2,000.00 |
| 10 1273 930 412 000 001 | TECHNOLOGY SUPPLIES | 500.00 | 98.90 | 98.90 | 19.78 | 0.00 | 401.10 |
| 001 BUCHANAN | | 178,000.00 | 17,013.12 | 17,173.02 | 9.65 | 0.00 | 160,826.98 |
| 004 MADISON | | | | | | | |
| 10 1273 930 111 000 004 | CERTIFIED SALARIES | 85,000.00 | 4,975.08 | 4,975.08 | 5.85 | 0.00 | 80,024.92 |
| 10 1273 930 112 000 004 | PARAPROFESSIONAL SALARIES | 50,000.00 | 4,025.04 | 4,025.04 | 8.05 | 0.00 | 45,974.96 |
| 10 1273 930 125 000 004 | SUBSTITUTE SALARIES DISTRICT | 2,000.00 | 0.00 | 0.00 | 0.00 | 0.00 | 2,000.00 |
| 10 1273 930 210 000 004 | SOCIAL SECURITY DISTRICT | 10,500.00 | 639.24 | 639.24 | 6.09 | 0.00 | 9,860.76 |
| 10 1273 930 220 000 004 | RETIREMENT DISTRICT | 8,300.00 | 540.01 | 540.01 | 6.51 | 0.00 | 7,759.99 |
| 10 1273 930 230 000 004 | HEALTH INSURANCE DISTRICT | 14,200.00 | 931.09 | 951.27 | 6.70 | 0.00 | 13,248.73 |
| 10 1273 930 240 000 004 | WORKERS' COMPENSATION DISTRICT | 2,000.00 | 29.87 | 29.87 | 1.49 | 0.00 | 1,970.13 |
| 10 1273 930 319 000 004 | PROFESSIONAL SERVICES | 3,000.00 | 136.55 | 273.10 | 9.10 | 0.00 | 2,726.90 |
| 10 1273 930 334 000 004 | TRAVEL DISTRICT | 200.00 | 0.00 | 0.00 | 0.00 | 0.00 | 200.00 |
| 10 1273 930 340 000 004 | COMMUNICATION DISTRICT | 300.00 | 0.00 | 0.00 | 0.00 | 0.00 | 300.00 |
| 10 1273 930 411 000 004 | NON-TECHNOLOGY SUPPLIES | 2,000.00 | 0.00 | 0.00 | 0.00 | 0.00 | 2,000.00 |
| 10 1273 930 412 000 004 | TECHNOLOGY SUPPLIES | 500.00 | 0.00 | 0.00 | 0.00 | 0.00 | 500.00 |
| 10 1273 930 473 000 004 | COMPUTER LICENSING FEES | 0.00 | 0.00 | 3,495.00 | 0.00 | 0.00 | (3,495.00) |
| 004 MADISON | | 178,000.00 | 11,276.88 | 14,928.61 | 8.39 | 0.00 | 163,071.39 |
| 005 HOLY TRINITY | | | | | | | |
| 10 1273 930 411 000 005 | NON-TECHNOLOGY SUPPLIES | 2,500.00 | 0.00 | 0.00 | 0.00 | 0.00 | 2,500.00 |
| 10 1273 930 412 000 005 | TECHNOLOGY SUPPLIES | 500.00 | 0.00 | 0.00 | 0.00 | 0.00 | 500.00 |

Expenditure Report by Function
09/2020

| Account Number | Account Description | Current Budget | Expended During Month | Year to Date Expenditures | % of Budget Expended | Outstanding Encumbrances | Uncommitted Funds |
|---------------------------|--------------------------------|----------------|-----------------------|---------------------------|----------------------|--------------------------|-------------------|
| 005 HOLY TRINITY | | 3,000.00 | 0.00 | 0.00 | 0.00 | 0.00 | 3,000.00 |
| 006 WASHINGTON | | | | | | | |
| 10 1273 930 111 000 006 | CERTIFIED SALARIES | 85,000.00 | 4,578.25 | 4,578.25 | 5.39 | 0.00 | 80,421.75 |
| 10 1273 930 112 000 006 | PARAPROFESSIONAL SALARIES | 50,000.00 | 3,091.54 | 3,091.54 | 6.18 | 0.00 | 46,908.46 |
| 10 1273 930 125 000 006 | SUBSTITUTE SALARIES DISTRICT | 2,000.00 | 107.73 | 107.73 | 5.39 | 0.00 | 1,892.27 |
| 10 1273 930 210 000 006 | SOCIAL SECURITY DISTRICT | 10,500.00 | 594.99 | 594.99 | 5.67 | 0.00 | 9,905.01 |
| 10 1273 930 220 000 006 | RETIREMENT DISTRICT | 8,300.00 | 460.20 | 460.20 | 5.54 | 0.00 | 7,839.80 |
| 10 1273 930 230 000 006 | HEALTH INSURANCE DISTRICT | 14,200.00 | 713.89 | 739.87 | 5.21 | 0.00 | 13,460.13 |
| 10 1273 930 240 000 006 | WORKERS' COMPENSATION DISTRICT | 2,000.00 | 25.81 | 13.89 | 0.69 | 0.00 | 1,986.11 |
| 10 1273 930 319 000 006 | PROFESSIONAL SERVICES | 3,000.00 | 136.55 | 273.10 | 9.10 | 0.00 | 2,726.90 |
| 10 1273 930 334 000 006 | TRAVEL DISTRICT | 200.00 | 0.00 | 0.00 | 0.00 | 0.00 | 200.00 |
| 10 1273 930 340 000 006 | COMMUNICATION DISTRICT | 300.00 | 0.00 | 0.00 | 0.00 | 0.00 | 300.00 |
| 10 1273 930 411 000 006 | NON-TECHNOLOGY SUPPLIES | 2,000.00 | 0.00 | 0.00 | 0.00 | 0.00 | 2,000.00 |
| 10 1273 930 412 000 006 | TECHNOLOGY SUPPLIES | 500.00 | 0.00 | 0.00 | 0.00 | 0.00 | 500.00 |
| 006 WASHINGTON | | 178,000.00 | 9,708.96 | 9,859.57 | 5.54 | 0.00 | 168,140.43 |
| 009 MIDDLE SCHOOL | | | | | | | |
| 10 1273 930 111 000 009 | CERTIFIED SALARIES | 60,000.00 | 4,820.33 | 4,820.33 | 8.03 | 0.00 | 55,179.67 |
| 10 1273 930 112 000 009 | PARAPROFESSIONAL SALARIES | 85,000.00 | 1,987.54 | 1,987.54 | 2.34 | 0.00 | 83,012.46 |
| 10 1273 930 125 000 009 | SUBSTITUTE SALARIES DISTRICT | 10,000.00 | 2,112.28 | 2,112.28 | 21.12 | 0.00 | 7,887.72 |
| 10 1273 930 210 000 009 | SOCIAL SECURITY DISTRICT | 11,900.00 | 598.02 | 598.04 | 5.03 | 0.00 | 11,301.96 |
| 10 1273 930 220 000 009 | RETIREMENT DISTRICT | 9,300.00 | 408.47 | 408.47 | 4.39 | 0.00 | 8,891.53 |
| 10 1273 930 230 000 009 | HEALTH INSURANCE DISTRICT | 30,000.00 | 1,154.49 | 1,180.47 | 3.93 | 0.00 | 28,819.53 |
| 10 1273 930 240 000 009 | WORKERS' COMPENSATION DISTRICT | 1,000.00 | 43.45 | 64.72 | 6.47 | 0.00 | 935.28 |
| 10 1273 930 319 000 009 | PROFESSIONAL SERVICES | 500.00 | 136.55 | 273.10 | 54.62 | 0.00 | 226.90 |
| 10 1273 930 334 000 009 | TRAVEL DISTRICT | 500.00 | 0.00 | 0.00 | 0.00 | 0.00 | 500.00 |
| 10 1273 930 340 000 009 | COMMUNICATION DISTRICT | 500.00 | 0.00 | 0.00 | 0.00 | 0.00 | 500.00 |
| 10 1273 930 411 000 009 | NON-TECHNOLOGY SUPPLIES | 22,300.00 | 0.00 | 0.00 | 0.00 | 0.00 | 22,300.00 |
| 10 1273 930 412 000 009 | TECHNOLOGY SUPPLIES | 4,000.00 | 0.00 | 0.00 | 0.00 | 0.00 | 4,000.00 |
| 009 MIDDLE SCHOOL | | 235,000.00 | 11,261.13 | 11,444.95 | 4.87 | 0.00 | 223,555.05 |
| 011 JAMES VALLEY | | | | | | | |
| 10 1273 930 411 000 011 | NON-TECHNOLOGY SUPPLIES | 2,500.00 | 0.00 | 0.00 | 0.00 | 0.00 | 2,500.00 |
| 10 1273 930 412 000 011 | TECHNOLOGY SUPPLIES | 500.00 | 0.00 | 0.00 | 0.00 | 0.00 | 500.00 |
| 011 JAMES VALLEY | | 3,000.00 | 0.00 | 0.00 | 0.00 | 0.00 | 3,000.00 |
| 000 DISTRICT | | 775,000.00 | 49,260.09 | 53,406.15 | 6.89 | 0.00 | 721,593.85 |
| 930 PART A-BASIC | | 775,000.00 | 49,260.09 | 53,406.15 | 6.89 | 0.00 | 721,593.85 |
| 931 PART C-MIGRANT | | | | | | | |
| 10 1273 931 111 | CERTIFIED SALARIES | 80,000.00 | 0.00 | 0.00 | 0.00 | 0.00 | 80,000.00 |
| 10 1273 931 112 | PARAPROFESSIONAL SALARIES | 108,000.00 | 1,053.70 | 1,053.70 | 0.98 | 0.00 | 106,946.30 |
| 10 1273 931 210 | SOCIAL SECURITY | 14,400.00 | 80.61 | 80.60 | 0.56 | 0.00 | 14,319.40 |

| Account Number | Account Description | Current Budget | Expended During Month | Year to Date Expenditures | % of Budget Expended | Outstanding Encumbrances | Uncommitted Funds |
|-------------------------|---------------------------------|----------------|-----------------------|---------------------------|----------------------|--------------------------|-------------------|
| 10 1273 931 220 | RETIREMENT | 11,300.00 | 63.22 | 63.22 | 0.56 | 0.00 | 11,236.78 |
| 10 1273 931 230 | HEALTH INSURANCE | 25,000.00 | 4.33 | 12.99 | 0.05 | 0.00 | 24,987.01 |
| 10 1273 931 240 | WORKERS' COMPENSATION | 1,300.00 | 3.50 | (7.62) | (0.59) | 0.00 | 1,307.62 |
| 10 1273 931 411 | NON-TECHNOLOGY SUPPLIES | 9,000.00 | 0.00 | 0.00 | 0.00 | 0.00 | 9,000.00 |
| 10 1273 931 412 | TECHNOLOGY SUPPLIES | 1,000.00 | 0.00 | 0.00 | 0.00 | 0.00 | 1,000.00 |
| | | 250,000.00 | 1,205.36 | 1,202.89 | 0.48 | 0.00 | 248,797.11 |
| 931 | PART C-MIGRANT | 250,000.00 | 1,205.36 | 1,202.89 | 0.48 | 0.00 | 248,797.11 |
| 932 | PART D-N & D | 250,000.00 | 1,205.36 | 1,202.89 | 0.48 | 0.00 | 248,797.11 |
| 10 1273 932 111 | CERTIFIED SALARIES | 80,000.00 | 0.00 | 0.00 | 0.00 | 0.00 | 80,000.00 |
| 10 1273 932 210 | SOCIAL SECURITY | 6,200.00 | 0.00 | 0.00 | 0.00 | 0.00 | 6,200.00 |
| 10 1273 932 220 | RETIREMENT | 4,800.00 | 0.00 | 0.00 | 0.00 | 0.00 | 4,800.00 |
| 10 1273 932 230 | HEALTH INSURANCE | 13,000.00 | 0.00 | 0.00 | 0.00 | 0.00 | 13,000.00 |
| 10 1273 932 240 | WORKERS' COMPENSATION | 300.00 | 0.00 | 0.00 | 0.00 | 0.00 | 300.00 |
| 10 1273 932 319 | PROFESSIONAL SERVICES | 1,000.00 | 0.00 | 0.00 | 0.00 | 0.00 | 1,000.00 |
| 10 1273 932 334 | TRAVEL | 600.00 | 0.00 | 0.00 | 0.00 | 0.00 | 600.00 |
| 10 1273 932 340 | COMMUNICATION | 300.00 | 0.00 | 0.00 | 0.00 | 0.00 | 300.00 |
| 10 1273 932 411 | NON-TECHNOLOGY SUPPLIES | 3,000.00 | 0.00 | 0.00 | 0.00 | 0.00 | 3,000.00 |
| 10 1273 932 412 | TECHNOLOGY SUPPLIES | 800.00 | 0.00 | 0.00 | 0.00 | 0.00 | 800.00 |
| | | 110,000.00 | 0.00 | 0.00 | 0.00 | 0.00 | 110,000.00 |
| | | 110,000.00 | 0.00 | 0.00 | 0.00 | 0.00 | 110,000.00 |
| 932 | PART D-N & D | 110,000.00 | 0.00 | 0.00 | 0.00 | 0.00 | 110,000.00 |
| 1273 | TITLE I | 110,000.00 | 0.00 | 0.00 | 0.00 | 0.00 | 110,000.00 |
| 2116 | TITLE I ATTEND & SOCIAL WK SVCS | 1,135,000.00 | 50,465.45 | 54,609.04 | 4.81 | 0.00 | 1,080,390.96 |
| 930 | PART A-BASIC | | | | | | |
| 000 | DISTRICT | | | | | | |
| 001 | BUCHANAN | | | | | | |
| 10 2116 930 111 000 001 | CERTIFIED SALARIES | 0.00 | 828.73 | 1,158.09 | 0.00 | 0.00 | (1,158.09) |
| 10 2116 930 114 000 001 | CLASSIFIED SALARIES | 0.00 | 475.66 | 1,426.98 | 0.00 | 0.00 | (1,426.98) |
| 10 2116 930 210 000 001 | SOCIAL SECURITY | 0.00 | 91.95 | 189.93 | 0.00 | 0.00 | (189.93) |
| 10 2116 930 220 000 001 | RETIREMENT | 0.00 | 78.26 | 155.10 | 0.00 | 0.00 | (155.10) |
| 10 2116 930 230 000 001 | HEALTH INSURANCE | 0.00 | 230.04 | 247.26 | 0.00 | 0.00 | (247.26) |
| 10 2116 930 240 000 001 | WORKERS' COMPENSATION | 0.00 | 4.33 | 7.28 | 0.00 | 0.00 | (7.28) |
| 001 | BUCHANAN | 0.00 | 1,708.97 | 3,184.64 | 0.00 | 0.00 | (3,184.64) |
| 004 | MADISON | | | | | | |
| 10 2116 930 111 000 004 | CERTIFIED SALARIES | 0.00 | 828.73 | 1,158.09 | 0.00 | 0.00 | (1,158.09) |
| 10 2116 930 114 000 004 | CLASSIFIED SALARIES | 0.00 | 475.66 | 1,426.98 | 0.00 | 0.00 | (1,426.98) |
| 10 2116 930 210 000 004 | SOCIAL SECURITY | 0.00 | 91.95 | 189.93 | 0.00 | 0.00 | (189.93) |
| 10 2116 930 220 000 004 | RETIREMENT | 0.00 | 78.26 | 155.10 | 0.00 | 0.00 | (155.10) |
| 10 2116 930 230 000 004 | HEALTH INSURANCE | 0.00 | 230.04 | 247.26 | 0.00 | 0.00 | (247.26) |

09/2020

User ID: PLB

| Account Number | Account Description | Current Budget | Expended During Month | Year to Date Expenditures | % of Budget Expended | Outstanding Encumbrances | Uncommitted Funds |
|-------------------------------------|-------------------------|----------------|-----------------------|---------------------------|----------------------|--------------------------|-------------------|
| 10 2116 930 240 000 004 | WORKERS' COMPENSATION | 0.00 | 4.33 | 7.28 | 0.00 | 0.00 | (7.28) |
| 004 MADISON | | 0.00 | 1,708.97 | 3,184.64 | 0.00 | 0.00 | (3,184.64) |
| 006 WASHINGTON | | | | | | | |
| 10 2116 930 111 000 006 | CERTIFIED SALARIES | 0.00 | 828.73 | 1,158.09 | 0.00 | 0.00 | (1,158.09) |
| 10 2116 930 114 000 006 | CLASSIFIED SALARIES | 0.00 | 475.66 | 1,426.98 | 0.00 | 0.00 | (1,426.98) |
| 10 2116 930 210 000 006 | SOCIAL SECURITY | 0.00 | 91.95 | 189.93 | 0.00 | 0.00 | (189.93) |
| 10 2116 930 220 000 006 | RETIREMENT | 0.00 | 78.26 | 155.10 | 0.00 | 0.00 | (155.10) |
| 10 2116 930 230 000 006 | HEALTH INSURANCE | 0.00 | 230.04 | 247.26 | 0.00 | 0.00 | (247.26) |
| 10 2116 930 240 000 006 | WORKERS' COMPENSATION | 0.00 | 4.33 | 7.28 | 0.00 | 0.00 | (7.28) |
| 006 WASHINGTON | | 0.00 | 1,708.97 | 3,184.64 | 0.00 | 0.00 | (3,184.64) |
| 009 MIDDLE SCHOOL | | | | | | | |
| 10 2116 930 111 000 009 | CERTIFIED SALARIES | 0.00 | 828.73 | 1,158.09 | 0.00 | 0.00 | (1,158.09) |
| 10 2116 930 114 000 009 | CLASSIFIED SALARIES | 0.00 | 475.66 | 1,426.98 | 0.00 | 0.00 | (1,426.98) |
| 10 2116 930 210 000 009 | SOCIAL SECURITY | 0.00 | 91.92 | 189.86 | 0.00 | 0.00 | (189.86) |
| 10 2116 930 220 000 009 | RETIREMENT | 0.00 | 78.27 | 155.11 | 0.00 | 0.00 | (155.11) |
| 10 2116 930 230 000 009 | HEALTH INSURANCE | 0.00 | 230.04 | 247.27 | 0.00 | 0.00 | (247.27) |
| 10 2116 930 240 000 009 | WORKERS' COMPENSATION | 0.00 | 4.33 | 7.31 | 0.00 | 0.00 | (7.31) |
| 009 MIDDLE SCHOOL | | 0.00 | 1,708.95 | 3,184.62 | 0.00 | 0.00 | (3,184.62) |
| 000 DISTRICT | | 0.00 | 6,835.86 | 12,738.54 | 0.00 | 0.00 | (12,738.54) |
| 024 SCH IMPROV 1003(A) FOCUS | | | | | | | |
| 010 HIGH SCHOOL | | | | | | | |
| 10 2116 930 319 024 010 | PROFESSIONAL SERVICES | 0.00 | 0.00 | 1,750.00 | 0.00 | 0.00 | (1,750.00) |
| 10 2116 930 411 024 010 | NON-TECHNOLOGY SUPPLIES | 0.00 | 0.00 | 1,642.25 | 0.00 | 0.00 | (1,642.25) |
| 010 HIGH SCHOOL | | 0.00 | 0.00 | 3,392.25 | 0.00 | 0.00 | (3,392.25) |
| 024 SCH IMPROV 1003(A) FOCUS | | 0.00 | 0.00 | 3,392.25 | 0.00 | 0.00 | (3,392.25) |
| 930 PART A-BASIC | | 0.00 | 6,835.86 | 16,130.79 | 0.00 | 0.00 | (16,130.79) |
| 931 PART C-MIGRANT | | | | | | | |
| 10 2116 931 111 | CERTIFIED SALARIES | 0.00 | 2,398.26 | 2,770.45 | 0.00 | 0.00 | (2,770.45) |
| 10 2116 931 210 | SOCIAL SECURITY | 0.00 | 154.14 | 182.61 | 0.00 | 0.00 | (182.61) |
| 10 2116 931 220 | RETIREMENT | 0.00 | 119.85 | 119.85 | 0.00 | 0.00 | (119.85) |
| 10 2116 931 230 | HEALTH INSURANCE | 0.00 | 568.36 | 568.36 | 0.00 | 0.00 | (568.36) |
| 10 2116 931 240 | WORKERS' COMPENSATION | 0.00 | 7.96 | 4.00 | 0.00 | 0.00 | (4.00) |
| | | 0.00 | 3,248.57 | 3,645.27 | 0.00 | 0.00 | (3,645.27) |
| 931 PART C-MIGRANT | | 0.00 | 3,248.57 | 3,645.27 | 0.00 | 0.00 | (3,645.27) |
| 932 PART D-N & D | | | | | | | |
| 10 2116 932 111 | CERTIFIED SALARIES | 0.00 | 1,068.21 | 2,136.42 | 0.00 | 0.00 | (2,136.42) |
| 10 2116 932 210 | SOCIAL SECURITY | 0.00 | 80.05 | 161.77 | 0.00 | 0.00 | (161.77) |

09/2020

User ID: PLB

| Account Number | Account Description | Current Budget | Expended During Month | Year to Date Expenditures | % of Budget Expended | Outstanding Encumbrances | Uncommitted Funds |
|-------------------------|---------------------------------|----------------|-----------------------|---------------------------|----------------------|--------------------------|-------------------|
| 10 2116 932 220 | RETIREMENT | 0.00 | 64.09 | 128.18 | 0.00 | 0.00 | (128.18) |
| 10 2116 932 230 | HEALTH INSURANCE | 0.00 | 264.42 | 278.67 | 0.00 | 0.00 | (278.67) |
| 10 2116 932 240 | WORKERS' COMPENSATION | 0.00 | 3.55 | 7.10 | 0.00 | 0.00 | (7.10) |
| 932 | PART D-N & D | 0.00 | 1,480.32 | 2,712.14 | 0.00 | 0.00 | (2,712.14) |
| 2116 | TITLE I ATTEND & SOCIAL WK SVCS | 0.00 | 1,480.32 | 2,712.14 | 0.00 | 0.00 | (2,712.14) |
| 2122 | COUNSELING SERVICES | 0.00 | 11,564.75 | 22,488.20 | 0.00 | 0.00 | (22,488.20) |
| 000 | DISTRICT WIDE | | | | | | |
| 10 2122 000 111 | CERTIFIED SALARIES | 315,000.00 | 26,401.25 | 26,401.25 | 8.38 | 0.00 | 288,598.75 |
| 10 2122 000 112 | PARAPROFESSIONAL SALARIES | 24,000.00 | 0.00 | 0.00 | 0.00 | 0.00 | 24,000.00 |
| 10 2122 000 114 | CLASSIFIED SALARIES | 0.00 | 1,119.36 | 1,119.36 | 0.00 | 0.00 | (1,119.36) |
| 10 2122 000 210 | SOCIAL SECURITY | 26,000.00 | 2,009.06 | 2,009.06 | 7.73 | 0.00 | 23,990.94 |
| 10 2122 000 220 | RETIREMENT | 20,400.00 | 1,651.24 | 1,651.23 | 8.09 | 0.00 | 18,748.77 |
| 10 2122 000 230 | GROUP HEALTH/LIFE INS. | 59,000.00 | 4,789.50 | 4,789.50 | 8.12 | 0.00 | 54,210.50 |
| 10 2122 000 240 | WORKERS COMPENSATION | 2,000.00 | 91.35 | 22.68 | 1.13 | 0.00 | 1,977.32 |
| 10 2122 000 334 | TRAVEL | 1,500.00 | 40.00 | 40.00 | 2.67 | 0.00 | 1,460.00 |
| 10 2122 000 340 | COMMUNICATIONS | 1,300.00 | 213.52 | 400.56 | 30.81 | 0.00 | 899.44 |
| 10 2122 000 411 | NON-TECHNOLOGY SUPPLIES | 300.00 | 144.00 | 144.00 | 48.00 | 0.00 | 156.00 |
| 10 2122 000 412 | TECHNOLOGY SUPPLIES | 100.00 | 0.00 | 0.00 | 0.00 | 0.00 | 100.00 |
| 000 | DISTRICT WIDE | 449,600.00 | 36,459.28 | 36,577.64 | 8.14 | 0.00 | 413,022.36 |
| 2122 | COUNSELING SERVICES | 449,600.00 | 36,459.28 | 36,577.64 | 8.14 | 0.00 | 413,022.36 |
| 000 | DISTRICT WIDE | 449,600.00 | 36,459.28 | 36,577.64 | 8.14 | 0.00 | 413,022.36 |
| 2128 | TITLE I PARENT INVOLVEMENT ACT | 449,600.00 | 36,459.28 | 36,577.64 | 8.14 | 0.00 | 413,022.36 |
| 930 | PART A-BASIC | | | | | | |
| 000 | DISTRICT | | | | | | |
| 001 | BUCHANAN | | | | | | |
| 10 2128 930 411 000 001 | NON-TECHNOLOGY SUPPLIES | 0.00 | 1,026.71 | 1,026.71 | 0.00 | 0.00 | (1,026.71) |
| 001 | BUCHANAN | 0.00 | 1,026.71 | 1,026.71 | 0.00 | 0.00 | (1,026.71) |
| 004 | MADISON | | | | | | |
| 10 2128 930 411 000 004 | NON-TECHNOLOGY SUPPLIES | 0.00 | 1,139.48 | 1,139.48 | 0.00 | 0.00 | (1,139.48) |
| 004 | MADISON | 0.00 | 1,139.48 | 1,139.48 | 0.00 | 0.00 | (1,139.48) |
| 006 | WASHINGTON | | | | | | |
| 10 2128 930 411 000 006 | NON-TECHNOLOGY SUPPLIES | 0.00 | 1,062.85 | 1,062.85 | 0.00 | 0.00 | (1,062.85) |
| 006 | WASHINGTON | 0.00 | 1,062.85 | 1,062.85 | 0.00 | 0.00 | (1,062.85) |
| 000 | DISTRICT | | | | | | |
| 930 | PART A-BASIC | | | | | | |
| 2128 | TITLE I PARENT INVOLVEMENT ACT | | | | | | |

Account Number Account Description

Current Budget Expended During Month

Year to Date Expenditures

% of Budget Expended

Outstanding Encumbrances

Uncommitted Funds

2134 NURSE SERVICES

000 DISTRICT WIDE

| | | | | | | | |
|---------------------|-------------------------|------------|----------|----------|-------|------|------------|
| 10 2134 000 111 | CERTIFIED SALARIES | 75,000.00 | 6,129.15 | 6,129.15 | 8.17 | 0.00 | 68,870.85 |
| 10 2134 000 210 | SOCIAL SECURITY | 5,800.00 | 383.75 | 383.75 | 6.62 | 0.00 | 5,416.25 |
| 10 2134 000 220 | RETIREMENT | 4,500.00 | 336.23 | 336.23 | 7.47 | 0.00 | 4,163.77 |
| 10 2134 000 230 | GROUP HEALTH/LIFE INS. | 19,000.00 | 1,409.85 | 1,409.85 | 7.42 | 0.00 | 17,590.15 |
| 10 2134 000 240 | WORKERS COMPENSATION | 500.00 | 20.34 | 4.42 | 0.88 | 0.00 | 495.58 |
| 10 2134 000 334 | TRAVEL | 1,000.00 | 0.00 | 0.00 | 0.00 | 0.00 | 1,000.00 |
| 10 2134 000 340 | COMMUNICATIONS | 500.00 | 93.38 | 160.14 | 32.03 | 0.00 | 339.86 |
| 10 2134 000 411 | NON-TECHNOLOGY SUPPLIES | 2,500.00 | 0.00 | 0.00 | 0.00 | 0.00 | 2,500.00 |
| 10 2134 000 412 | TECHNOLOGY SUPPLIES | 200.00 | 0.00 | 0.00 | 0.00 | 0.00 | 200.00 |
| 10 2134 000 640 | DUES AND FEES | 200.00 | 0.00 | 0.00 | 0.00 | 0.00 | 200.00 |
| | | 109,200.00 | 8,372.70 | 8,423.54 | 7.71 | 0.00 | 100,776.46 |
| 000 DISTRICT WIDE | | 109,200.00 | 8,372.70 | 8,423.54 | 7.71 | 0.00 | 100,776.46 |
| 2134 NURSE SERVICES | | 109,200.00 | 8,372.70 | 8,423.54 | 7.71 | 0.00 | 100,776.46 |

2149 EDUCATIONAL MODIFICATIONS

000 DISTRICT WIDE

| | | | | | | | |
|--------------------------------|-----------------------|----------|------|------|------|------|----------|
| 10 2149 000 111 | CERTIFIED SALARIES | 1,000.00 | 0.00 | 0.00 | 0.00 | 0.00 | 1,000.00 |
| 10 2149 000 210 | SOCIAL SECURITY | 100.00 | 0.00 | 0.00 | 0.00 | 0.00 | 100.00 |
| 10 2149 000 220 | RETIREMENT | 100.00 | 0.00 | 0.00 | 0.00 | 0.00 | 100.00 |
| 10 2149 000 240 | WORKMENS COMPENSATION | 100.00 | 0.00 | 0.00 | 0.00 | 0.00 | 100.00 |
| 10 2149 000 319 | PROFESSIONAL SERVICES | 3,700.00 | 0.00 | 0.00 | 0.00 | 0.00 | 3,700.00 |
| | | 5,000.00 | 0.00 | 0.00 | 0.00 | 0.00 | 5,000.00 |
| 000 DISTRICT WIDE | | 5,000.00 | 0.00 | 0.00 | 0.00 | 0.00 | 5,000.00 |
| 2149 EDUCATIONAL MODIFICATIONS | | 5,000.00 | 0.00 | 0.00 | 0.00 | 0.00 | 5,000.00 |

2212 INST & CURRICULUM DEVELOPMENT

000 DISTRICT WIDE

| | | | | | | | |
|-----------------|-------------------------|-----------|----------|-----------|-------|------|-----------|
| 10 2212 000 113 | ADMINISTRATIVE SALARIES | 85,500.00 | 7,093.00 | 21,279.00 | 24.89 | 0.00 | 64,221.00 |
| 10 2212 000 114 | CLASSIFIED SALARIES | 41,000.00 | 3,420.89 | 10,262.67 | 25.03 | 0.00 | 30,737.33 |
| 10 2212 000 210 | SOCIAL SECURITY | 9,700.00 | 763.22 | 2,289.66 | 23.60 | 0.00 | 7,410.34 |
| 10 2212 000 220 | RETIREMENT | 7,600.00 | 630.83 | 1,892.49 | 24.90 | 0.00 | 5,707.51 |
| 10 2212 000 230 | GROUP HEALTH/LIFE INS. | 30,000.00 | 2,496.45 | 7,489.35 | 24.96 | 0.00 | 22,510.65 |
| 10 2212 000 240 | WORKERS COMPENSATION | 800.00 | 34.91 | 104.73 | 13.09 | 0.00 | 695.27 |
| 10 2212 000 319 | PROFESSIONAL SERVICES | 20,000.00 | 0.00 | 0.00 | 0.00 | 0.00 | 20,000.00 |

| Account Number | Account Description | Current Budget | Expended During Month | Year to Date Expenditures | % of Budget Expended | Outstanding Encumbrances | Uncommitted Funds |
|-----------------|-------------------------------|----------------|-----------------------|---------------------------|----------------------|--------------------------|-------------------|
| 10 2212 000 323 | REPAIRS & MTNCE | 3,000.00 | 3,000.00 | 3,000.00 | 100.00 | 0.00 | 0.00 |
| 10 2212 000 334 | TRAVEL | 1,000.00 | 0.00 | 0.00 | 0.00 | 0.00 | 1,000.00 |
| 10 2212 000 340 | COMMUNICATIONS | 1,300.00 | 200.14 | 360.42 | 27.72 | 0.00 | 939.58 |
| 10 2212 000 411 | NON-TECHNOLOGY SUPPLIES | 8,000.00 | 34.01 | 131.98 | 2.27 | 49.43 | 7,818.59 |
| 10 2212 000 412 | TECHNOLOGY SUPPLIES | 2,000.00 | 0.00 | 0.00 | 0.00 | 0.00 | 2,000.00 |
| 10 2212 000 640 | DUES & FEES | 600.00 | 0.00 | 457.00 | 76.17 | 0.00 | 143.00 |
| | | 210,500.00 | 17,673.45 | 47,267.30 | 22.48 | 49.43 | 163,183.27 |
| 000 | DISTRICT WIDE | 210,500.00 | 17,673.45 | 47,267.30 | 22.48 | 49.43 | 163,183.27 |
| 2212 | INST & CURRICULUM DEVELOPMENT | 210,500.00 | 17,673.45 | 47,267.30 | 22.48 | 49.43 | 163,183.27 |
| 2213 | INST STAFF TRAINING (IN-SERV) | 210,500.00 | 17,673.45 | 47,267.30 | 22.48 | 49.43 | 163,183.27 |
| 000 | DISTRICT WIDE | 210,500.00 | 17,673.45 | 47,267.30 | 22.48 | 49.43 | 163,183.27 |
| 10 2213 000 111 | CERTIFIED SALARIES | 5,000.00 | 0.00 | 0.00 | 0.00 | 0.00 | 5,000.00 |
| 10 2213 000 210 | SOCIAL SECURITY | 400.00 | 0.00 | 0.00 | 0.00 | 0.00 | 400.00 |
| 10 2213 000 220 | RETIREMENT | 300.00 | 0.00 | 0.00 | 0.00 | 0.00 | 300.00 |
| 10 2213 000 240 | WORKMENS COMPENSATION | 100.00 | 0.00 | 0.00 | 0.00 | 0.00 | 100.00 |
| 10 2213 000 319 | PROFESSIONAL SERVICES | 20,000.00 | 0.00 | 0.00 | 0.00 | 0.00 | 20,000.00 |
| 10 2213 000 334 | TRAVEL | 300.00 | 0.00 | 0.00 | 0.00 | 0.00 | 300.00 |
| 10 2213 000 340 | COMMUNICATIONS | 100.00 | 0.00 | 0.00 | 0.00 | 0.00 | 100.00 |
| 10 2213 000 411 | NON-TECHNOLOGY SUPPLIES | 9,400.00 | 0.00 | 0.00 | 0.00 | 0.00 | 9,400.00 |
| 10 2213 000 412 | TECHNOLOGY SUPPLIES | 100.00 | 0.00 | 0.00 | 0.00 | 0.00 | 100.00 |
| | | 35,700.00 | 0.00 | 0.00 | 0.00 | 0.00 | 35,700.00 |
| 000 | DISTRICT WIDE | 35,700.00 | 0.00 | 0.00 | 0.00 | 0.00 | 35,700.00 |
| 2213 | INST STAFF TRAINING (IN-SERV) | 35,700.00 | 0.00 | 0.00 | 0.00 | 0.00 | 35,700.00 |
| 2219 | TITLE II | 35,700.00 | 0.00 | 0.00 | 0.00 | 0.00 | 35,700.00 |
| 000 | DISTRICT WIDE | 35,700.00 | 0.00 | 0.00 | 0.00 | 0.00 | 35,700.00 |
| 10 2219 000 111 | CERTIFIED SALARIES | 190,000.00 | 15,253.66 | 15,253.66 | 8.03 | 0.00 | 174,746.34 |
| 10 2219 000 210 | SOCIAL SECURITY | 14,600.00 | 1,032.58 | 1,032.58 | 7.07 | 0.00 | 13,567.42 |
| 10 2219 000 220 | RETIREMENT | 11,400.00 | 915.22 | 915.22 | 8.03 | 0.00 | 10,484.78 |
| 10 2219 000 230 | HEALTH INSURANCE | 18,000.00 | 2,321.00 | 2,321.00 | 12.89 | 0.00 | 15,679.00 |
| 10 2219 000 240 | WORKMENS COMPENSATION | 1,000.00 | 50.64 | 9.68 | 0.97 | 0.00 | 990.32 |
| 10 2219 000 319 | PROFESSIONAL SERVICES | 3,000.00 | 0.00 | 0.00 | 0.00 | 0.00 | 3,000.00 |
| 10 2219 000 334 | TRAVEL | 400.00 | 0.00 | 0.00 | 0.00 | 0.00 | 400.00 |
| 10 2219 000 411 | NON-TECHNOLOGY SUPPLIES | 1,400.00 | 0.00 | 0.00 | 0.00 | 0.00 | 1,400.00 |
| 10 2219 000 412 | TECHNOLOGY SUPPLIES | 200.00 | 0.00 | 0.00 | 0.00 | 0.00 | 200.00 |
| | | 240,000.00 | 19,573.10 | 19,532.14 | 8.14 | 0.00 | 220,467.86 |
| 000 | DISTRICT WIDE | 240,000.00 | 19,573.10 | 19,532.14 | 8.14 | 0.00 | 220,467.86 |

| Account Number | Account Description | Current Budget | Expended During Month | Year to Date Expenditures | % of Budget Expended | Outstanding Encumbrances | Uncommitted Funds |
|------------------------------------|---------------------------|----------------|-----------------------|---------------------------|----------------------|--------------------------|-------------------|
| 000 DISTRICT | | | | | | | |
| 005 HOLY TRINITY | | | | | | | |
| 10 2219 000 319 000 005 | PROFESSIONAL SERVICES | 0.00 | 0.00 | 1,289.00 | 0.00 | 0.00 | (1,289.00) |
| 005 HOLY TRINITY | | 0.00 | 0.00 | 1,289.00 | 0.00 | 0.00 | (1,289.00) |
| 011 JAMES VALLEY | | | | | | | |
| 10 2219 000 319 000 011 | PROFESSIONAL SERVICES | 0.00 | 0.00 | 748.50 | 0.00 | 0.00 | (748.50) |
| 10 2219 000 411 000 011 | NON-TECHNOLOGY SUPPLIES | 0.00 | (306.59) | 0.00 | 0.00 | 0.00 | 0.00 |
| 011 JAMES VALLEY | | 0.00 | (306.59) | 748.50 | 0.00 | 0.00 | (748.50) |
| 000 DISTRICT | | 0.00 | (306.59) | 2,037.50 | 0.00 | 0.00 | (2,037.50) |
| 000 DISTRICT WIDE | | 240,000.00 | 19,266.51 | 21,569.64 | 8.99 | 0.00 | 218,430.36 |
| 2219 TITLE II | | 240,000.00 | 19,266.51 | 21,569.64 | 8.99 | 0.00 | 218,430.36 |
| 2222 LIBRARY SERVICES | | | | | | | |
| 000 DISTRICT WIDE | | | | | | | |
| 10 2222 000 111 | CERTIFIED SALARIES | 56,000.00 | 4,430.58 | 4,430.58 | 7.91 | 0.00 | 51,569.42 |
| 10 2222 000 112 | PARAPROFESSIONAL SALARIES | 150,000.00 | 9,977.90 | 9,977.90 | 6.65 | 0.00 | 140,022.10 |
| 10 2222 000 125 | SUBSTITUTE SALARIES | 3,000.00 | 0.00 | 0.00 | 0.00 | 0.00 | 3,000.00 |
| 10 2222 000 210 | SOCIAL SECURITY | 16,000.00 | 1,102.24 | 1,102.24 | 6.89 | 0.00 | 14,897.76 |
| 10 2222 000 220 | RETIREMENT | 12,600.00 | 864.49 | 864.49 | 6.86 | 0.00 | 11,735.51 |
| 10 2222 000 230 | GROUP HEALTH/LIFE INS. | 55,000.00 | 869.75 | 935.75 | 1.70 | 0.00 | 54,064.25 |
| 10 2222 000 240 | WORKERS COMPENSATION | 1,000.00 | 47.84 | 36.32 | 3.63 | 0.00 | 963.68 |
| 10 2222 000 323 | REPAIRS & MTNCE | 1,000.00 | 1,210.00 | 1,210.00 | 121.00 | 0.00 | (210.00) |
| 10 2222 000 334 | TRAVEL | 3,000.00 | 0.00 | 0.00 | 0.00 | 0.00 | 3,000.00 |
| | | 297,600.00 | 18,502.80 | 18,557.28 | 6.24 | 0.00 | 279,042.72 |
| | | 297,600.00 | 18,502.80 | 18,557.28 | 6.24 | 0.00 | 279,042.72 |
| 000 DISTRICT WIDE | | 297,600.00 | 18,502.80 | 18,557.28 | 6.24 | 0.00 | 279,042.72 |
| 511 BUCHANAN ELEMENTARY | | | | | | | |
| 10 2222 511 411 | NON-TECHNOLOGY SUPPLIES | 2,700.00 | 682.79 | 682.79 | 37.98 | 342.71 | 1,674.50 |
| 10 2222 511 412 | TECHNOLOGY SUPPLIES | 300.00 | 0.00 | 378.78 | 126.26 | 0.00 | (78.78) |
| | | 3,000.00 | 682.79 | 1,061.57 | 46.81 | 342.71 | 1,595.72 |
| | | 3,000.00 | 682.79 | 1,061.57 | 46.81 | 342.71 | 1,595.72 |
| 511 BUCHANAN ELEMENTARY | | 3,000.00 | 682.79 | 1,061.57 | 46.81 | 342.71 | 1,595.72 |
| 512 HURON COLONY ELEMENTARY | | | | | | | |
| 10 2222 512 411 | NON-TECHNOLOGY SUPPLIES | 400.00 | 0.00 | 9.58 | 2.40 | 0.00 | 390.42 |
| 10 2222 512 412 | TECHNOLOGY SUPPLIES | 100.00 | 0.00 | 0.00 | 0.00 | 0.00 | 100.00 |
| | | 500.00 | 0.00 | 9.58 | 1.92 | 0.00 | 490.42 |

| Account Number | Account Description | Current Budget | Expended During Month | Year to Date Expenditures | % of Budget Expended | Outstanding Encumbrances | Uncommitted Funds |
|-----------------|------------------------------------|----------------|-----------------------|---------------------------|----------------------|--------------------------|-------------------|
| 512 | HURON COLONY ELEMENTARY | 500.00 | 0.00 | 9.58 | 1.92 | 0.00 | 490.42 |
| 514 | MADISON ELEMENTARY | 500.00 | 0.00 | 9.58 | 1.92 | 0.00 | 490.42 |
| 10 2222 514 411 | NON-TECHNOLOGY SUPPLIES | 2,700.00 | 222.77 | 222.77 | 8.25 | 0.00 | 2,477.23 |
| 10 2222 514 412 | TECHNOLOGY SUPPLIES | 300.00 | 0.00 | 0.00 | 0.00 | 0.00 | 300.00 |
| | | 3,000.00 | 222.77 | 222.77 | 7.43 | 0.00 | 2,777.23 |
| | | 3,000.00 | 222.77 | 222.77 | 7.43 | 0.00 | 2,777.23 |
| 514 | MADISON ELEMENTARY | 3,000.00 | 222.77 | 222.77 | 7.43 | 0.00 | 2,777.23 |
| 516 | WASHINGTON ELEMENTARY | | | | | | |
| 10 2222 516 411 | NON-TECHNOLOGY SUPPLIES | 2,700.00 | 529.84 | 529.84 | 20.73 | 29.98 | 2,140.18 |
| 10 2222 516 412 | TECHNOLOGY SUPPLIES | 300.00 | 0.00 | 0.00 | 0.00 | 0.00 | 300.00 |
| | | 3,000.00 | 529.84 | 529.84 | 18.66 | 29.98 | 2,440.18 |
| | | 3,000.00 | 529.84 | 529.84 | 18.66 | 29.98 | 2,440.18 |
| 516 | WASHINGTON ELEMENTARY | 3,000.00 | 529.84 | 529.84 | 18.66 | 29.98 | 2,440.18 |
| 518 | RIVERSIDE COLONY ELEMENTARY | | | | | | |
| 10 2222 518 411 | NON-TECHNOLOGY SUPPLIES | 400.00 | 0.00 | 0.00 | 0.00 | 0.00 | 400.00 |
| 10 2222 518 412 | TECHNOLOGY SUPPLIES | 100.00 | 0.00 | 0.00 | 0.00 | 0.00 | 100.00 |
| | | 500.00 | 0.00 | 0.00 | 0.00 | 0.00 | 500.00 |
| | | 500.00 | 0.00 | 0.00 | 0.00 | 0.00 | 500.00 |
| 518 | RIVERSIDE COLONY ELEMENTARY | 500.00 | 0.00 | 0.00 | 0.00 | 0.00 | 500.00 |
| 600 | MIDDLE SCHOOL | | | | | | |
| 10 2222 600 411 | NON-TECHNOLOGY SUPPLIES | 4,000.00 | 0.00 | 0.00 | 0.00 | 0.00 | 4,000.00 |
| 10 2222 600 412 | TECHNOLOGY SUPPLIES | 500.00 | 0.00 | 0.00 | 0.00 | 0.00 | 500.00 |
| | | 4,500.00 | 0.00 | 0.00 | 0.00 | 0.00 | 4,500.00 |
| | | 4,500.00 | 0.00 | 0.00 | 0.00 | 0.00 | 4,500.00 |
| 600 | MIDDLE SCHOOL | 4,500.00 | 0.00 | 0.00 | 0.00 | 0.00 | 4,500.00 |
| 700 | HIGH SCHOOL | | | | | | |
| 10 2222 700 411 | NON-TECHNOLOGY SUPPLIES | 5,400.00 | 0.00 | 152.72 | 2.83 | 0.00 | 5,247.28 |
| 10 2222 700 412 | TECHNOLOGY SUPPLIES | 600.00 | 0.00 | 0.00 | 0.00 | 0.00 | 600.00 |
| | | 6,000.00 | 0.00 | 152.72 | 2.55 | 0.00 | 5,847.28 |
| | | 6,000.00 | 0.00 | 152.72 | 2.55 | 0.00 | 5,847.28 |

| Account Number | Account Description | Current Budget | Expended During Month | Year to Date Expenditures | % of Budget Expended | Outstanding Encumbrances | Uncommitted Funds |
|---------------------------|-----------------------------|----------------|-----------------------|---------------------------|----------------------|--------------------------|-------------------|
| 700 | HIGH SCHOOL | 6,000.00 | 0.00 | 152.72 | 2.55 | 0.00 | 5,847.28 |
| 2222 | LIBRARY SERVICES | 318,100.00 | 19,938.20 | 20,533.76 | 6.57 | 372.69 | 297,193.55 |
| 2227 | TECHNOLOGY IN SCHOOL | | | | | | |
| 000 | DISTRICT WIDE | | | | | | |
| 10 2227 000 113 | ADMINISTRATIVE SALARIES | 74,000.00 | 6,161.00 | 18,483.00 | 24.98 | 0.00 | 55,517.00 |
| 10 2227 000 114 | CLASSIFIED SALARIES | 200,000.00 | 17,033.13 | 51,156.77 | 25.58 | 0.00 | 148,843.23 |
| 10 2227 000 210 | SOCIAL SECURITY | 21,000.00 | 1,573.07 | 4,723.61 | 22.49 | 0.00 | 16,276.39 |
| 10 2227 000 220 | RETIREMENT | 16,500.00 | 1,346.76 | 4,040.28 | 24.49 | 0.00 | 12,459.72 |
| 10 2227 000 230 | GROUP HEALTH/LIFE INS. | 70,000.00 | 5,905.25 | 17,715.75 | 25.31 | 0.00 | 52,284.25 |
| 10 2227 000 240 | WORKERS COMPENSATION | 1,500.00 | 76.99 | 231.17 | 15.41 | 0.00 | 1,268.83 |
| 10 2227 000 319 | PROFESSIONAL SERVICES | 7,000.00 | 0.00 | 6,925.13 | 98.93 | 0.00 | 74.87 |
| 10 2227 000 323 | REPAIRS & MTNCE | 1,000.00 | 0.00 | 319.32 | 31.93 | 0.00 | 680.68 |
| 10 2227 000 334 | TRAVEL | 800.00 | 0.00 | 0.00 | 0.00 | 0.00 | 800.00 |
| 10 2227 000 340 | COMMUNICATIONS | 85,000.00 | 2,417.64 | 17,730.21 | 20.86 | 0.00 | 67,269.79 |
| 10 2227 000 411 | NON-TECHNOLOGY SUPPLIES | 8,500.00 | 0.00 | 0.00 | 0.00 | 0.00 | 8,500.00 |
| 10 2227 000 412 | TECHNOLOGY SUPPLIES | 4,000.00 | 2,643.02 | 3,302.37 | 87.79 | 209.10 | 488.53 |
| 10 2227 000 479 | SUPPLIES (NON-CONSUM) | 13,000.00 | 0.00 | 8,399.70 | 64.61 | 0.00 | 4,600.30 |
| | | 502,300.00 | 37,156.86 | 133,027.31 | 26.53 | 209.10 | 369,063.59 |
| 000 | DISTRICT WIDE | 502,300.00 | 37,156.86 | 133,027.31 | 26.53 | 209.10 | 369,063.59 |
| 907 | ESSER FUNDS | | | | | | |
| 10 2227 907 412 | TECHNOLOGY SUPPLIES | 750,000.00 | 0.00 | 0.00 | 0.00 | 0.00 | 750,000.00 |
| | | 750,000.00 | 0.00 | 0.00 | 0.00 | 0.00 | 750,000.00 |
| | | 750,000.00 | 0.00 | 0.00 | 0.00 | 0.00 | 750,000.00 |
| 000 | DISTRICT | | | | | | |
| 001 | BUCHANAN | | | | | | |
| 10 2227 907 479 000 001 | SUPPLIES (NON-CONSUM) | 0.00 | 0.00 | 4,188.00 | 0.00 | 0.00 | (4,188.00) |
| 001 BUCHANAN | | 0.00 | 0.00 | 4,188.00 | 0.00 | 0.00 | (4,188.00) |
| 000 DISTRICT | | 0.00 | 0.00 | 4,188.00 | 0.00 | 0.00 | (4,188.00) |
| 907 ESSER FUNDS | | 750,000.00 | 0.00 | 4,188.00 | 0.56 | 0.00 | 745,812.00 |
| 2227 TECHNOLOGY IN SCHOOL | | 1,252,300.00 | 37,156.86 | 137,215.31 | 10.97 | 209.10 | 1,114,875.59 |
| 2311 | BOARD OF EDUCATION | | | | | | |
| 000 | DISTRICT WIDE | | | | | | |
| 10 2311 000 111 | CERTIFIED SALARIES | 0.00 | 141.25 | 141.25 | 0.00 | 0.00 | (141.25) |
| 10 2311 000 113 | ADMINISTRATIVE SALARIES | 15,000.00 | 0.00 | 3,100.00 | 20.67 | 0.00 | 11,900.00 |

| Account Number | Account Description | Current Budget | Expended During Month | Year to Date Expenditures | % of Budget Expended | Outstanding Encumbrances | Uncommitted Funds |
|-----------------|-------------------------|----------------|-----------------------|---------------------------|----------------------|--------------------------|-------------------|
| 10 2311 000 114 | CLASSIFIED SALARIES | 1,000.00 | 0.00 | 0.00 | 0.00 | 0.00 | 1,000.00 |
| 10 2311 000 210 | SOCIAL SECURITY | 1,300.00 | 10.81 | 247.98 | 19.08 | 0.00 | 1,052.02 |
| 10 2311 000 220 | RETIREMENT | 0.00 | 8.47 | 8.47 | 0.00 | 0.00 | (8.47) |
| 10 2311 000 240 | WORKMENS COMPENSATION | 300.00 | 0.47 | 10.76 | 3.59 | 0.00 | 289.24 |
| 10 2311 000 319 | PROFESSIONAL SERVICES | 32,000.00 | 0.00 | 3,980.00 | 12.44 | 0.00 | 28,020.00 |
| 10 2311 000 334 | TRAVEL | 4,900.00 | 0.00 | 0.00 | 0.00 | 0.00 | 4,900.00 |
| 10 2311 000 340 | COMMUNICATIONS | 6,000.00 | 302.56 | 1,156.25 | 19.27 | 0.00 | 4,843.75 |
| 10 2311 000 350 | ADVERTISING | 10,000.00 | 1,181.90 | 5,300.57 | 53.01 | 0.00 | 4,699.43 |
| 10 2311 000 411 | NON-TECHNOLOGY SUPPLIES | 20,000.00 | 954.53 | 1,229.84 | 6.15 | 0.00 | 18,770.16 |
| 10 2311 000 412 | TECHNOLOGY SUPPLIES | 1,000.00 | 0.00 | 230.00 | 323.00 | 3,000.00 | (2,230.00) |
| 10 2311 000 640 | DUES & FEES | 10,000.00 | 1,668.50 | 1,668.50 | 16.69 | 0.00 | 8,331.50 |
| 10 2311 000 651 | LIABILITY INSURANCE | 165,000.00 | 0.00 | 132,376.00 | 80.23 | 0.00 | 32,624.00 |
| 000 | DISTRICT WIDE | 266,500.00 | 4,268.49 | 149,449.62 | 57.20 | 3,000.00 | 114,050.38 |
| 2311 | BOARD OF EDUCATION | 266,500.00 | 4,268.49 | 149,449.62 | 57.20 | 3,000.00 | 114,050.38 |
| 2314 | ELECTION SERVICES | 266,500.00 | 4,268.49 | 149,449.62 | 57.20 | 3,000.00 | 114,050.38 |
| 000 | DISTRICT WIDE | 266,500.00 | 4,268.49 | 149,449.62 | 57.20 | 3,000.00 | 114,050.38 |
| 10 2314 000 114 | CLASSIFIED SALARIES | 3,500.00 | 0.00 | 0.00 | 0.00 | 0.00 | 3,500.00 |
| 10 2314 000 210 | SOCIAL SECURITY | 300.00 | 0.00 | 0.00 | 0.00 | 0.00 | 300.00 |
| 10 2314 000 240 | WORKMENS COMPENSATION | 100.00 | 0.00 | 0.00 | 0.00 | 0.00 | 100.00 |
| 10 2314 000 319 | PROFESSIONAL SERVICES | 100.00 | 0.00 | 0.00 | 0.00 | 0.00 | 100.00 |
| 10 2314 000 334 | TRAVEL | 100.00 | 0.00 | 0.00 | 0.00 | 0.00 | 100.00 |
| 10 2314 000 411 | NON-TECHNOLOGY SUPPLIES | 300.00 | 0.00 | 0.00 | 0.00 | 0.00 | 300.00 |
| 10 2314 000 412 | TECHNOLOGY SUPPLIES | 100.00 | 0.00 | 0.00 | 0.00 | 0.00 | 100.00 |
| 000 | DISTRICT WIDE | 4,500.00 | 0.00 | 0.00 | 0.00 | 0.00 | 4,500.00 |
| 2314 | ELECTION SERVICES | 4,500.00 | 0.00 | 0.00 | 0.00 | 0.00 | 4,500.00 |
| 2315 | LEGAL SERVICES | 4,500.00 | 0.00 | 0.00 | 0.00 | 0.00 | 4,500.00 |
| 000 | DISTRICT WIDE | 4,500.00 | 0.00 | 0.00 | 0.00 | 0.00 | 4,500.00 |
| 10 2315 000 319 | PROFESSIONAL SERVICES | 14,000.00 | 1,100.00 | 3,300.00 | 23.57 | 0.00 | 10,700.00 |
| 000 | DISTRICT WIDE | 14,000.00 | 1,100.00 | 3,300.00 | 23.57 | 0.00 | 10,700.00 |
| 2315 | LEGAL SERVICES | 14,000.00 | 1,100.00 | 3,300.00 | 23.57 | 0.00 | 10,700.00 |
| 2317 | AUDIT SERVICES | 14,000.00 | 1,100.00 | 3,300.00 | 23.57 | 0.00 | 10,700.00 |

Expenditure Report by Function
 09/2020

| Account Description | Current Budget | Expended During Month | Year to Date Expenditures | % of Budget Expended | Outstanding Encumbrances | Uncommitted Funds |
|---|----------------|-----------------------|---------------------------|----------------------|--------------------------|-------------------|
| 000 DISTRICT WIDE | | | | | | |
| 10 2317 000 319 PROFESSIONAL SERVICES | 20,000.00 | 0.00 | 0.00 | 0.00 | 0.00 | 20,000.00 |
| | 20,000.00 | 0.00 | 0.00 | 0.00 | 0.00 | 20,000.00 |
| 000 DISTRICT WIDE | 20,000.00 | 0.00 | 0.00 | 0.00 | 0.00 | 20,000.00 |
| 2317 AUDIT SERVICES | 20,000.00 | 0.00 | 0.00 | 0.00 | 0.00 | 20,000.00 |
| 2319 NEGOTIATION SERVICES | | | | | | |
| 000 DISTRICT WIDE | | | | | | |
| 10 2319 000 319 PROFESSIONAL SERVICES | 2,000.00 | 0.00 | 0.00 | 0.00 | 0.00 | 2,000.00 |
| | 2,000.00 | 0.00 | 0.00 | 0.00 | 0.00 | 2,000.00 |
| 000 DISTRICT WIDE | 2,000.00 | 0.00 | 0.00 | 0.00 | 0.00 | 2,000.00 |
| 2319 NEGOTIATION SERVICES | 2,000.00 | 0.00 | 0.00 | 0.00 | 0.00 | 2,000.00 |
| 2321 OFFICE OF SUPERINTENDENT | | | | | | |
| 000 DISTRICT WIDE | | | | | | |
| 10 2321 000 113 ADMINISTRATIVE SALARIES | 150,000.00 | 12,500.00 | 37,500.00 | 25.00 | 0.00 | 112,500.00 |
| 10 2321 000 114 CLASSIFIED SALARIES | 42,000.00 | 3,485.66 | 10,456.98 | 24.90 | 0.00 | 31,543.02 |
| 10 2321 000 125 SUBSTITUTE SALARIES | 0.00 | 150.16 | 150.16 | 0.00 | 0.00 | (150.16) |
| 10 2321 000 210 SOCIAL SECURITY | 14,700.00 | 1,208.86 | 3,603.60 | 24.51 | 0.00 | 11,096.40 |
| 10 2321 000 220 RETIREMENT | 13,600.00 | 959.14 | 2,877.42 | 21.16 | 0.00 | 10,722.58 |
| 10 2321 000 230 GROUP HEALTH/LIFE INS. | 29,000.00 | 2,134.45 | 6,403.35 | 22.08 | 0.00 | 22,596.65 |
| 10 2321 000 240 WORKERS COMPENSATION | 1,200.00 | 53.57 | 159.71 | 13.31 | 0.00 | 1,040.29 |
| 10 2321 000 323 REPAIRS & MTNCE | 3,000.00 | 1,891.14 | 1,891.14 | 63.04 | 0.00 | 1,108.86 |
| 10 2321 000 334 TRAVEL | 4,000.00 | 0.00 | 0.00 | 0.00 | 0.00 | 4,000.00 |
| 10 2321 000 340 COMMUNICATIONS | 1,500.00 | 186.76 | 320.28 | 21.35 | 0.00 | 1,179.72 |
| 10 2321 000 411 NON-TECHNOLOGY SUPPLIES | 8,000.00 | 476.80 | 493.80 | 6.17 | 0.00 | 7,506.20 |
| 10 2321 000 412 TECHNOLOGY SUPPLIES | 5,000.00 | 0.00 | 0.00 | 0.00 | 0.00 | 5,000.00 |
| 10 2321 000 640 DUES & FEES | 1,500.00 | 0.00 | 1,294.00 | 86.27 | 0.00 | 206.00 |
| | 273,500.00 | 23,046.54 | 65,150.44 | 23.82 | 0.00 | 208,349.56 |
| 000 DISTRICT WIDE | 273,500.00 | 23,046.54 | 65,150.44 | 23.82 | 0.00 | 208,349.56 |
| 2321 OFFICE OF SUPERINTENDENT | 273,500.00 | 23,046.54 | 65,150.44 | 23.82 | 0.00 | 208,349.56 |
| 2410 OFFICE OF PRINCIPALS | | | | | | |
| 000 DISTRICT WIDE | | | | | | |
| 10 2410 000 640 DUES & FEES | 273,500.00 | 23,046.54 | 65,150.44 | 23.82 | 0.00 | 208,349.56 |

| Account Number | Account Description | Current Budget | Expended During Month | Year to Date Expenditures | % of Budget Expended | Outstanding Encumbrances | Uncommitted Funds |
|-----------------|--------------------------------|----------------|-----------------------|---------------------------|----------------------|--------------------------|-------------------|
| 10 2410 000 113 | ADMINISTRATIVE SALARIES | 655,000.00 | 54,875.34 | 164,626.02 | 25.13 | 0.00 | 490,373.98 |
| 10 2410 000 125 | SUBSTITUTE SALARIES | 0.00 | 610.03 | 821.19 | 0.00 | 0.00 | (821.19) |
| 10 2410 000 210 | SOCIAL SECURITY | 50,200.00 | 4,153.41 | 12,391.23 | 24.68 | 0.00 | 37,808.77 |
| 10 2410 000 220 | RETIREMENT | 39,300.00 | 3,292.53 | 9,877.59 | 25.13 | 0.00 | 29,422.41 |
| 10 2410 000 230 | GROUP HEALTH/LIFE INS. | 130,000.00 | 10,294.55 | 30,928.27 | 23.79 | 0.00 | 99,071.73 |
| 10 2410 000 240 | WORKERS COMPENSATION | 4,000.00 | 184.20 | 549.26 | 13.73 | 0.00 | 3,450.74 |
| 10 2410 000 319 | PROFESSIONAL SERVICES | 9,000.00 | 0.00 | 8,291.80 | 92.13 | 0.00 | 708.20 |
| 10 2410 000 334 | TRAVEL | 5,000.00 | 0.00 | 300.00 | 6.00 | 0.00 | 4,700.00 |
| 10 2410 000 411 | NON-TECHNOLOGY SUPPLIES | 1,000.00 | 0.00 | 193.00 | 19.30 | 0.00 | 807.00 |
| 10 2410 000 412 | TECHNOLOGY SUPPLIES | 200.00 | 0.00 | 0.00 | 0.00 | 0.00 | 200.00 |
| 10 2410 000 640 | DUES & FEES | 6,500.00 | 89.00 | 4,505.00 | 69.31 | 0.00 | 1,995.00 |
| 000 | DISTRICT WIDE | 900,200.00 | 73,499.06 | 232,483.36 | 25.83 | 0.00 | 667,716.64 |
| 2410 | OFFICE OF PRINCIPALS | 900,200.00 | 73,499.06 | 232,483.36 | 25.83 | 0.00 | 667,716.64 |
| 2490 | OTHER SUPPORT SERVICES-SCH ADM | 900,200.00 | 73,499.06 | 232,483.36 | 25.83 | 0.00 | 667,716.64 |
| 000 | DISTRICT WIDE | 900,200.00 | 73,499.06 | 232,483.36 | 25.83 | 0.00 | 667,716.64 |
| 10 2490 000 113 | ADMINISTRATIVE SALARIES | 97,000.00 | 7,988.25 | 23,964.75 | 24.71 | 0.00 | 73,035.25 |
| 10 2490 000 114 | CLASSIFIED SALARIES | 42,000.00 | 3,508.33 | 7,016.65 | 16.71 | 0.00 | 34,983.35 |
| 10 2490 000 210 | SOCIAL SECURITY | 10,700.00 | 864.40 | 2,326.39 | 21.74 | 0.00 | 8,373.61 |
| 10 2490 000 220 | RETIREMENT | 8,400.00 | 689.80 | 1,858.90 | 22.13 | 0.00 | 6,541.10 |
| 10 2490 000 230 | HEALTH INSURANCE | 22,000.00 | 1,477.96 | 4,388.02 | 19.95 | 0.00 | 17,611.98 |
| 10 2490 000 240 | WORKMENS COMPENSATION | 700.00 | 38.17 | 102.85 | 14.69 | 0.00 | 597.15 |
| 10 2490 000 323 | REPAIRS & MTNCE | 4,000.00 | 1,975.00 | 1,975.00 | 49.38 | 0.00 | 2,025.00 |
| 10 2490 000 334 | TRAVEL | 4,000.00 | 0.00 | 0.00 | 0.00 | 0.00 | 4,000.00 |
| 10 2490 000 340 | COMMUNICATION | 1,500.00 | 140.14 | 270.42 | 18.03 | 0.00 | 1,229.58 |
| 10 2490 000 411 | NON-TECHNOLOGY SUPPLIES | 2,000.00 | 67.95 | 157.82 | 7.89 | 0.00 | 1,842.18 |
| 10 2490 000 412 | TECHNOLOGY SUPPLIES | 500.00 | 0.00 | 1,665.84 | 333.17 | 0.00 | (1,165.84) |
| 10 2490 000 640 | DUES AND FEES | 300.00 | 0.00 | 0.00 | 0.00 | 0.00 | 300.00 |
| 000 | DISTRICT WIDE | 193,100.00 | 16,750.00 | 43,726.64 | 22.64 | 0.00 | 149,373.36 |
| 160 | MEDICAID | 193,100.00 | 16,750.00 | 43,726.64 | 22.64 | 0.00 | 149,373.36 |
| 10 2490 160 319 | PROFESSIONAL SERVICES | 6,000.00 | 0.00 | 1,447.88 | 24.13 | 0.00 | 4,552.12 |
| 000 | DISTRICT WIDE | 6,000.00 | 0.00 | 1,447.88 | 24.13 | 0.00 | 4,552.12 |
| 160 | MEDICAID | 6,000.00 | 0.00 | 1,447.88 | 24.13 | 0.00 | 4,552.12 |
| 000 | DISTRICT WIDE | 6,000.00 | 0.00 | 1,447.88 | 24.13 | 0.00 | 4,552.12 |

| Account Number | Account Description | Current Budget | Expended During Month | Year to Date Expenditures | % of Budget Expended | Outstanding Encumbrances | Uncommitted Funds |
|-------------------------------------|--|-------------------|-----------------------|---------------------------|----------------------|--------------------------|-------------------|
| 350 | ESL | | | | | | |
| 10 2490 350 113 | ADMINISTRATIVE SALARIES | 90,000.00 | 7,432.75 | 22,298.25 | 24.78 | 0.00 | 67,701.75 |
| 10 2490 350 114 | CLASSIFIED SALARIES | 42,000.00 | 3,521.64 | 10,564.92 | 25.15 | 0.00 | 31,435.08 |
| 10 2490 350 210 | SOCIAL SECURITY | 10,100.00 | 838.00 | 2,514.00 | 24.89 | 0.00 | 7,586.00 |
| 10 2490 350 220 | RETIREMENT | 8,000.00 | 657.27 | 1,971.81 | 24.65 | 0.00 | 6,028.19 |
| 10 2490 350 230 | HEALTH INSURANCE | 10,000.00 | 751.30 | 2,253.90 | 22.54 | 0.00 | 7,746.10 |
| 10 2490 350 240 | WORKERS' COMPENSATION | 800.00 | 36.37 | 109.11 | 13.64 | 0.00 | 690.89 |
| 10 2490 350 323 | REPAIRS & MTNCE | 3,000.00 | 0.00 | 0.00 | 0.00 | 0.00 | 3,000.00 |
| 10 2490 350 334 | TRAVEL | 1,000.00 | 0.00 | 0.00 | 0.00 | 0.00 | 1,000.00 |
| 10 2490 350 340 | COMMUNICATION | 1,500.00 | 140.14 | 270.42 | 18.03 | 0.00 | 1,229.58 |
| 10 2490 350 411 | NON-TECHNOLOGY SUPPLIES | 4,000.00 | 225.39 | 425.14 | 10.63 | 0.00 | 3,574.86 |
| 10 2490 350 412 | TECHNOLOGY SUPPLIES | 1,000.00 | 107.47 | 107.47 | 10.75 | 0.00 | 892.53 |
| 10 2490 350 640 | DUES AND FEES | 800.00 | 0.00 | 582.00 | 72.75 | 0.00 | 218.00 |
| 350 | ESL | 172,200.00 | 13,710.33 | 41,097.02 | 23.87 | 0.00 | 131,102.98 |
| 2490 OTHER SUPPORT SERVICES-SCH ADM | | 172,200.00 | 13,710.33 | 41,097.02 | 23.87 | 0.00 | 131,102.98 |
| 2529 | FISCAL SERVICES | 172,200.00 | 13,710.33 | 41,097.02 | 23.87 | 0.00 | 131,102.98 |
| 000 | DISTRICT WIDE | 371,300.00 | 30,460.33 | 86,271.54 | 23.23 | 0.00 | 285,028.46 |
| 10 2529 000 113 | ADMINISTRATIVE SALARIES | 128,000.00 | 10,583.33 | 31,749.99 | 24.80 | 0.00 | 96,250.01 |
| 10 2529 000 114 | CLASSIFIED SALARIES | 175,000.00 | 14,453.62 | 43,360.86 | 24.78 | 0.00 | 131,639.14 |
| 10 2529 000 210 | SOCIAL SECURITY | 23,200.00 | 1,772.85 | 5,318.55 | 22.92 | 0.00 | 17,881.45 |
| 10 2529 000 220 | RETIREMENT | 18,200.00 | 1,502.21 | 4,506.63 | 24.76 | 0.00 | 13,693.37 |
| 10 2529 000 230 | GROUP HEALTH/LIFE INS. | 54,000.00 | 3,745.35 | 11,236.05 | 20.81 | 0.00 | 42,763.95 |
| 10 2529 000 240 | WORKERS COMPENSATION | 2,000.00 | 83.13 | 249.39 | 12.47 | 0.00 | 1,750.61 |
| 10 2529 000 319 | PROFESSIONAL SERVICES | 20,000.00 | 0.00 | 0.00 | 0.00 | 0.00 | 20,000.00 |
| 10 2529 000 323 | REPAIRS & MTNCE | 6,000.00 | 2,397.50 | 2,397.50 | 39.96 | 0.00 | 3,602.50 |
| 10 2529 000 325 | RENT | 10,000.00 | 0.00 | 1,408.59 | 14.09 | 0.00 | 8,591.41 |
| 10 2529 000 334 | TRAVEL | 1,200.00 | 0.00 | 0.00 | 0.00 | 0.00 | 1,200.00 |
| 10 2529 000 340 | COMMUNICATIONS | 2,000.00 | 304.21 | 506.36 | 25.32 | 0.00 | 1,493.64 |
| 10 2529 000 411 | NON-TECHNOLOGY SUPPLIES | 8,000.00 | 388.86 | 1,015.36 | 12.69 | 0.00 | 6,984.64 |
| 10 2529 000 412 | TECHNOLOGY SUPPLIES | 3,000.00 | 0.00 | 0.00 | 0.00 | 0.00 | 3,000.00 |
| 10 2529 000 640 | DUES & FEES | 1,000.00 | 39.00 | 969.00 | 96.90 | 0.00 | 31.00 |
| 000 | DISTRICT WIDE | 451,600.00 | 35,270.06 | 102,718.28 | 22.75 | 0.00 | 348,881.72 |
| 2529 FISCAL SERVICES | | 451,600.00 | 35,270.06 | 102,718.28 | 22.75 | 0.00 | 348,881.72 |
| 2541 | OPER & MAINTENANCE DIRECTOR | 451,600.00 | 35,270.06 | 102,718.28 | 22.75 | 0.00 | 348,881.72 |
| 000 DISTRICT WIDE | | 451,600.00 | 35,270.06 | 102,718.28 | 22.75 | 0.00 | 348,881.72 |
| 2529 FISCAL SERVICES | | 451,600.00 | 35,270.06 | 102,718.28 | 22.75 | 0.00 | 348,881.72 |

| Account Number | Account Description | Current Budget | Expended During Month | Year to Date Expenditures | % of Budget Expended | Outstanding Encumbrances | Uncommitted Funds |
|-----------------|------------------------------|---------------------|-----------------------|---------------------------|----------------------|--------------------------|---------------------|
| 000 | DISTRICT WIDE | | | | | | |
| 10 2541 000 113 | ADMINISTRATIVE SALARIES | 68,000.00 | 5,622.50 | 18,617.50 | 27.38 | 0.00 | 49,382.50 |
| 10 2541 000 114 | CLASSIFIED SALARIES | 40,000.00 | 3,491.25 | 6,999.59 | 17.50 | 0.00 | 33,000.41 |
| 10 2541 000 210 | SOCIAL SECURITY | 8,300.00 | 645.14 | 1,898.11 | 22.87 | 0.00 | 6,401.89 |
| 10 2541 000 220 | RETIREMENT | 6,500.00 | 515.31 | 1,505.51 | 23.16 | 0.00 | 4,994.49 |
| 10 2541 000 230 | GROUP HEALTH/LIFE INS. | 25,000.00 | 2,305.63 | 5,241.35 | 20.97 | 0.00 | 19,758.65 |
| 10 2541 000 240 | WORKERS COMPENSATION | 400.00 | 85.21 | 140.02 | 35.01 | 0.00 | 259.98 |
| 10 2541 000 323 | REPAIRS & MTNCE | 1,000.00 | 0.00 | 0.00 | 0.00 | 0.00 | 1,000.00 |
| 10 2541 000 334 | TRAVEL | 200.00 | 0.00 | 0.00 | 0.00 | 0.00 | 200.00 |
| 10 2541 000 411 | NON-TECHNOLOGY SUPPLIES | 2,000.00 | 734.62 | 734.62 | 36.73 | 0.00 | 1,265.38 |
| 10 2541 000 412 | TECHNOLOGY SUPPLIES | 200.00 | 0.00 | 0.00 | 0.00 | 0.00 | 200.00 |
| 10 2541 000 640 | DUES & FEES | 100.00 | 0.00 | 358.00 | 358.00 | 0.00 | (258.00) |
| | | <u>151,700.00</u> | <u>13,399.66</u> | <u>35,494.70</u> | <u>23.40</u> | <u>0.00</u> | <u>116,205.30</u> |
| 000 | DISTRICT WIDE | <u>151,700.00</u> | <u>13,399.66</u> | <u>35,494.70</u> | <u>23.40</u> | <u>0.00</u> | <u>116,205.30</u> |
| 2541 | OPER & MAINTENANCE DIRECTOR | <u>151,700.00</u> | <u>13,399.66</u> | <u>35,494.70</u> | <u>23.40</u> | <u>0.00</u> | <u>116,205.30</u> |
| 2549 | OPER AND MAINT. PLANT | | | | | | |
| 000 | DISTRICT WIDE | | | | | | |
| 10 2549 000 114 | CLASSIFIED SALARIES | 765,000.00 | 64,896.39 | 179,860.23 | 23.51 | 0.00 | 585,139.77 |
| 10 2549 000 125 | SUBSTITUTE SALARIES | 140,000.00 | 9,276.72 | 31,923.51 | 22.80 | 0.00 | 108,076.49 |
| 10 2549 000 130 | OVERTIME | 8,000.00 | 0.00 | 0.00 | 0.00 | 0.00 | 8,000.00 |
| 10 2549 000 210 | SOCIAL SECURITY | 69,900.00 | 5,536.59 | 15,938.70 | 22.80 | 0.00 | 53,961.30 |
| 10 2549 000 220 | RETIREMENT | 54,800.00 | 4,270.56 | 12,127.45 | 22.13 | 0.00 | 42,672.55 |
| 10 2549 000 230 | GROUP HEALTH/LIFE INS. | 146,000.00 | 12,249.03 | 32,278.75 | 22.11 | 0.00 | 113,721.25 |
| 10 2549 000 240 | WORKERS COMPENSATION | 30,000.00 | 1,316.11 | 3,814.60 | 12.72 | 0.00 | 26,185.40 |
| 10 2549 000 319 | PROFESSIONAL SERVICES | 100,000.00 | 15,305.50 | 21,430.50 | 21.43 | 0.00 | 78,569.50 |
| 10 2549 000 321 | PUBLIC UTILITY SERVICE | 600,000.00 | 65,021.43 | 184,254.01 | 30.71 | 0.00 | 415,745.99 |
| 10 2549 000 322 | CLEANING SERVICES (LAUNDRY) | 6,000.00 | 116.00 | 223.00 | 3.72 | 0.00 | 5,777.00 |
| 10 2549 000 323 | REPAIRS & MTNCE | 142,800.00 | 11,441.31 | 39,999.45 | 28.01 | 0.00 | 102,800.55 |
| 10 2549 000 334 | TRAVEL | 1,000.00 | 0.00 | 0.00 | 0.00 | 0.00 | 1,000.00 |
| 10 2549 000 340 | COMMUNICATIONS | 4,000.00 | 239.63 | 469.31 | 11.73 | 0.00 | 3,530.69 |
| 10 2549 000 411 | NON-TECHNOLOGY SUPPLIES | 188,600.00 | 29,580.29 | 53,732.96 | 28.49 | 0.00 | 134,867.04 |
| 10 2549 000 412 | TECHNOLOGY SUPPLIES | 1,000.00 | 0.00 | 0.00 | 0.00 | 0.00 | 1,000.00 |
| 10 2549 000 413 | MOTOR FUEL | 15,000.00 | 295.01 | 1,903.66 | 12.69 | 0.00 | 13,096.34 |
| 10 2549 000 651 | LIABILITY INSURANCE | 210,000.00 | 0.00 | 210,000.00 | 100.00 | 0.00 | 0.00 |
| | | <u>2,482,100.00</u> | <u>219,544.57</u> | <u>787,956.13</u> | <u>31.75</u> | <u>0.00</u> | <u>1,694,143.87</u> |
| 000 | DISTRICT WIDE | <u>2,482,100.00</u> | <u>219,544.57</u> | <u>787,956.13</u> | <u>31.75</u> | <u>0.00</u> | <u>1,694,143.87</u> |
| 907 | ESSER FUNDS | | | | | | |
| 000 | DISTRICT WIDE | <u>2,482,100.00</u> | <u>219,544.57</u> | <u>787,956.13</u> | <u>31.75</u> | <u>0.00</u> | <u>1,694,143.87</u> |

| Account Number | Account Description | Current Budget | Expended During Month | Year to Date Expenditures | % of Budget Expended | Outstanding Encumbrances | Uncommitted Funds |
|-----------------|--------------------------------------|----------------|-----------------------|---------------------------|----------------------|--------------------------|-------------------|
| 10 2549 907 411 | NON-TECHNOLOGY SUPPLIES | 0.00 | 26,989.13 | 259,716.23 | 0.00 | 12,418.91 | (272,135.14) |
| | | 0.00 | 26,989.13 | 259,716.23 | 0.00 | 12,418.91 | (272,135.14) |
| 907 | ESSER FUNDS | 0.00 | 26,989.13 | 259,716.23 | 0.00 | 12,418.91 | (272,135.14) |
| 2549 | OPER AND MAINT. PLANT | 2,482,100.00 | 246,533.70 | 1,047,672.36 | 42.71 | 12,418.91 | 1,422,008.73 |
| 2551 | PUPIL TRANSPORTATION DIRECTOR | | | | | | |
| 000 | DISTRICT WIDE | | | | | | |
| 10 2551 000 113 | ADMINISTRATIVE SALARIES | 65,000.00 | 5,406.25 | 16,218.75 | 24.95 | 0.00 | 48,781.25 |
| 10 2551 000 114 | CLASSIFIED SALARIES | 63,000.00 | 5,105.15 | 15,315.45 | 24.31 | 0.00 | 47,684.55 |
| 10 2551 000 125 | SUBSTITUTE SALARIES | 0.00 | 126.70 | 126.70 | 0.00 | 0.00 | (126.70) |
| 10 2551 000 210 | SOCIAL SECURITY | 9,800.00 | 777.44 | 2,312.92 | 23.60 | 0.00 | 7,487.08 |
| 10 2551 000 220 | RETIREMENT | 7,700.00 | 630.69 | 1,892.07 | 24.57 | 0.00 | 5,807.93 |
| 10 2551 000 230 | GROUP HEALTH/LIFE INS. | 21,000.00 | 1,760.09 | 5,280.27 | 25.14 | 0.00 | 15,719.73 |
| 10 2551 000 240 | WORKERS COMPENSATION | 1,000.00 | 36.28 | 106.08 | 10.61 | 0.00 | 893.92 |
| 10 2551 000 334 | TRAVEL | 1,000.00 | 0.00 | 0.00 | 0.00 | 0.00 | 1,000.00 |
| 10 2551 000 340 | COMMUNICATION | 1,800.00 | 106.76 | 200.28 | 11.13 | 0.00 | 1,599.72 |
| 10 2551 000 411 | NON-TECHNOLOGY SUPPLIES | 1,800.00 | 0.00 | 0.00 | 0.00 | 0.00 | 1,800.00 |
| 10 2551 000 412 | TECHNOLOGY SUPPLIES | 200.00 | 0.00 | 0.00 | 0.00 | 0.00 | 200.00 |
| 10 2551 000 640 | DUES AND FEES | 300.00 | 0.00 | 363.00 | 121.00 | 0.00 | (63.00) |
| | | 172,600.00 | 13,949.36 | 41,815.52 | 24.23 | 0.00 | 130,784.48 |
| 000 | DISTRICT WIDE | 172,600.00 | 13,949.36 | 41,815.52 | 24.23 | 0.00 | 130,784.48 |
| 2551 | PUPIL TRANSPORTATION DIRECTOR | 172,600.00 | 13,949.36 | 41,815.52 | 24.23 | 0.00 | 130,784.48 |
| 2552 | VEHICLE OPERATION SERVICES | | | | | | |
| 000 | DISTRICT WIDE | | | | | | |
| 10 2552 000 114 | CLASSIFIED SALARIES | 375,000.00 | 18,817.20 | 26,191.84 | 6.98 | 0.00 | 348,808.16 |
| 10 2552 000 125 | SUBSTITUTE DRIVERS | 30,000.00 | 2,261.35 | 2,511.35 | 8.37 | 0.00 | 27,488.65 |
| 10 2552 000 210 | SOCIAL SECURITY | 31,000.00 | 1,598.38 | 2,153.42 | 6.95 | 0.00 | 28,846.58 |
| 10 2552 000 220 | RETIREMENT | 24,300.00 | 641.14 | 1,083.62 | 4.46 | 0.00 | 23,216.38 |
| 10 2552 000 230 | GROUP HEALTH/LIFE INS. | 8,000.00 | 740.69 | 2,230.15 | 27.88 | 0.00 | 5,769.85 |
| 10 2552 000 240 | WORKERS COMPENSATION | 30,000.00 | 334.21 | 466.33 | 1.55 | 0.00 | 29,533.67 |
| 10 2552 000 319 | PROFESSIONAL SERVICES | 8,000.00 | 9,763.04 | 20,055.68 | 250.70 | 0.00 | (12,055.68) |
| 10 2552 000 411 | NON-TECHNOLOGY SUPPLIES | 30,000.00 | 6,101.43 | 15,512.67 | 51.71 | 0.00 | 14,487.33 |
| 10 2552 000 413 | MOTOR FUEL | 48,000.00 | 7,060.20 | 8,495.31 | 17.70 | 0.00 | 39,504.69 |
| 10 2552 000 651 | LIABILITY INSURANCE | 5,000.00 | 0.00 | 48,599.00 | 971.98 | 0.00 | (43,599.00) |
| | | 589,300.00 | 47,317.64 | 127,299.37 | 21.60 | 0.00 | 462,000.63 |

Expenditure Report by Function
 09/2020

| Account Description | Current Budget | Expended During Month | Year to Date Expenditures | % of Budget Expended | Outstanding Encumbrances | Uncommitted Funds |
|---|----------------|-----------------------|---------------------------|----------------------|--------------------------|-------------------|
| 000 DISTRICT WIDE | 589,300.00 | 47,317.64 | 127,299.37 | 21.60 | 0.00 | 462,000.63 |
| 907 ESSER FUNDS | 589,300.00 | 47,317.64 | 127,299.37 | 21.60 | 0.00 | 462,000.63 |
| 10 2552 907 319 PROFESSIONAL SERVICES | 0.00 | 1,575.00 | 1,575.00 | 0.00 | 0.00 | (1,575.00) |
| 907 ESSER FUNDS | 0.00 | 1,575.00 | 1,575.00 | 0.00 | 0.00 | (1,575.00) |
| 2552 VEHICLE OPERATION SERVICES | 0.00 | 1,575.00 | 1,575.00 | 0.00 | 0.00 | (1,575.00) |
| 2554 VEHICLE SERVICING & MAINT | 0.00 | 1,575.00 | 1,575.00 | 0.00 | 0.00 | (1,575.00) |
| 000 DISTRICT WIDE | 589,300.00 | 48,892.64 | 128,874.37 | 21.87 | 0.00 | 460,425.63 |
| 10 2554 000 114 CLASSIFIED SALARIES | 52,000.00 | 4,334.88 | 13,004.64 | 25.01 | 0.00 | 38,995.36 |
| 10 2554 000 210 SOCIAL SECURITY | 4,000.00 | 326.06 | 978.18 | 24.45 | 0.00 | 3,021.82 |
| 10 2554 000 220 RETIREMENT | 3,200.00 | 260.09 | 780.27 | 24.38 | 0.00 | 2,419.73 |
| 10 2554 000 230 GROUP HEALTH/LIFE INS. | 10,500.00 | 882.85 | 2,648.55 | 25.22 | 0.00 | 7,851.45 |
| 10 2554 000 240 WORKERS COMPENSATION | 1,200.00 | 82.62 | 247.86 | 20.66 | 0.00 | 952.14 |
| 10 2554 000 411 NON-TECHNOLOGY SUPPLIES | 1,500.00 | 0.00 | 0.00 | 0.00 | 0.00 | 1,500.00 |
| 10 2554 000 412 TECHNOLOGY SUPPLIES | 300.00 | 0.00 | 0.00 | 0.00 | 0.00 | 300.00 |
| 000 DISTRICT WIDE | 72,700.00 | 5,886.50 | 17,659.50 | 24.29 | 0.00 | 55,040.50 |
| 2554 VEHICLE SERVICING & MAINT | 72,700.00 | 5,886.50 | 17,659.50 | 24.29 | 0.00 | 55,040.50 |
| 2569 FOOD SERVICES | 72,700.00 | 5,886.50 | 17,659.50 | 24.29 | 0.00 | 55,040.50 |
| 000 DISTRICT WIDE | 72,700.00 | 5,886.50 | 17,659.50 | 24.29 | 0.00 | 55,040.50 |
| 10 2569 000 411 NON-TECHNOLOGY SUPPLIES | 80,000.00 | 0.00 | 6,755.81 | 8.44 | 0.00 | 73,244.19 |
| 000 DISTRICT WIDE | 80,000.00 | 0.00 | 6,755.81 | 8.44 | 0.00 | 73,244.19 |
| 2569 FOOD SERVICES | 80,000.00 | 0.00 | 6,755.81 | 8.44 | 0.00 | 73,244.19 |
| 2642 RECRUITMENT (FINGERPRINTING) | 80,000.00 | 0.00 | 6,755.81 | 8.44 | 0.00 | 73,244.19 |
| 000 DISTRICT WIDE | 80,000.00 | 0.00 | 6,755.81 | 8.44 | 0.00 | 73,244.19 |
| 10 2642 000 319 PROFESSIONAL SERVICES | 3,000.00 | 0.00 | 0.00 | 0.00 | 0.00 | 3,000.00 |
| 000 DISTRICT WIDE | 3,000.00 | 0.00 | 0.00 | 0.00 | 0.00 | 3,000.00 |

| Account Number | Account Description | Current Budget | Expended During Month | Year to Date Expenditures | % of Budget Expended | Outstanding Encumbrances | Uncommitted Funds |
|-------------------------|--|----------------|-----------------------|---------------------------|----------------------|--------------------------|-------------------|
| 000 | DISTRICT WIDE | 3,000.00 | 0.00 | 0.00 | 0.00 | 0.00 | 3,000.00 |
| 2642 | RECRUITMENT (FINGERPRINTING) | 3,000.00 | 0.00 | 0.00 | 0.00 | 0.00 | 3,000.00 |
| 3200 | COMMUNITY RECREATION SERVICES | 3,000.00 | 0.00 | 0.00 | 0.00 | 0.00 | 3,000.00 |
| 000 | DISTRICT WIDE | | | | | | |
| 10 3200 000 111 | CERTIFIED SALARIES | 22,800.00 | 0.00 | 0.00 | 0.00 | 0.00 | 22,800.00 |
| 10 3200 000 210 | SOCIAL SECURITY | 1,800.00 | 0.00 | 0.00 | 0.00 | 0.00 | 1,800.00 |
| 10 3200 000 220 | RETIREMENT | 1,400.00 | 0.00 | 0.00 | 0.00 | 0.00 | 1,400.00 |
| 10 3200 000 240 | WORKMENS COMPENSATION | 500.00 | 0.00 | 0.00 | 0.00 | 0.00 | 500.00 |
| 10 3200 000 319 | PROFESSIONAL SERVICES | 5,000.00 | 295.00 | 295.00 | 5.90 | 0.00 | 4,705.00 |
| 10 3200 000 411 | NON-TECHNOLOGY SUPPLIES | 1,100.00 | 0.00 | 0.00 | 0.00 | 0.00 | 1,100.00 |
| | | 32,600.00 | 295.00 | 295.00 | 0.90 | 0.00 | 32,305.00 |
| 000 | DISTRICT WIDE | 32,600.00 | 295.00 | 295.00 | 0.90 | 0.00 | 32,305.00 |
| 3200 | COMMUNITY RECREATION SERVICES | 32,600.00 | 295.00 | 295.00 | 0.90 | 0.00 | 32,305.00 |
| 3500 | 21ST CENTURY GRANT | 32,600.00 | 295.00 | 295.00 | 0.90 | 0.00 | 32,305.00 |
| 000 | DISTRICT WIDE | | | | | | |
| 10 3500 000 111 | CERTIFIED SALARIES | 55,000.00 | 1,252.81 | 1,683.03 | 3.06 | 0.00 | 53,316.97 |
| 10 3500 000 112 | PARAPROFESSIONAL SALARIES | 55,000.00 | 2,399.79 | 3,538.73 | 6.62 | 0.00 | 51,361.27 |
| 10 3500 000 210 | SOCIAL SECURITY | 8,500.00 | 279.33 | 407.03 | 4.79 | 0.00 | 8,092.97 |
| 10 3500 000 220 | RETIREMENT | 6,600.00 | 92.59 | 118.41 | 1.79 | 0.00 | 6,481.59 |
| 10 3500 000 240 | WORKERS' COMPENSATION | 1,000.00 | 12.61 | 18.46 | 1.85 | 0.00 | 981.54 |
| 10 3500 000 319 | PROFESSIONAL SERVICES | 1,000.00 | 195.00 | 195.00 | 19.50 | 0.00 | 805.00 |
| 10 3500 000 411 | NON-TECHNOLOGY SUPPLIES | 20,000.00 | 0.00 | 471.19 | 2.36 | 0.00 | 19,528.81 |
| 10 3500 000 412 | TECHNOLOGY SUPPLIES | 2,900.00 | 0.00 | 0.00 | 0.00 | 0.00 | 2,900.00 |
| | | 150,000.00 | 4,232.13 | 6,531.85 | 4.35 | 0.00 | 143,468.15 |
| 000 | DISTRICT WIDE | 150,000.00 | 4,232.13 | 6,531.85 | 4.35 | 0.00 | 143,468.15 |
| 3500 | 21ST CENTURY GRANT | 150,000.00 | 4,232.13 | 6,531.85 | 4.35 | 0.00 | 143,468.15 |
| 3711 | TITLE I OTHER NONPUBLIC SCH INSTR SVCS | 150,000.00 | 4,232.13 | 6,531.85 | 4.35 | 0.00 | 143,468.15 |
| 930 | PART A-BASIC | 150,000.00 | 4,232.13 | 6,531.85 | 4.35 | 0.00 | 143,468.15 |
| 000 | DISTRICT | | | | | | |
| 005 | HOLY TRINITY | | | | | | |
| 10 3711 930 111 000 005 | CERTIFIED SALARIES | 0.00 | 1,712.70 | 1,712.70 | 0.00 | 0.00 | (1,712.70) |
| 10 3711 930 210 000 005 | SOCIAL SECURITY | 0.00 | 131.02 | 131.02 | 0.00 | 0.00 | (131.02) |
| 10 3711 930 220 000 005 | RETIREMENT | 0.00 | 102.76 | 102.76 | 0.00 | 0.00 | (102.76) |
| 10 3711 930 240 000 005 | WORKERS' COMPENSATION | 0.00 | 5.69 | 1.59 | 0.00 | 0.00 | (1.59) |

| Account Number | Account Description | Current Budget | Expended During Month | Year to Date Expenditures | % of Budget Expended | Outstanding Encumbrances | Uncommitted Funds |
|-------------------------|--|----------------|-----------------------|---------------------------|----------------------|--------------------------|-------------------|
| 005 | HOLY TRINITY | 0.00 | 1,952.17 | 1,948.07 | 0.00 | 0.00 | (1,948.07) |
| 011 | JAMES VALLEY | | | | | | |
| 10 3711 930 111 000 011 | CERTIFIED SALARIES | 0.00 | 1,141.80 | 1,141.80 | 0.00 | 0.00 | (1,141.80) |
| 10 3711 930 210 000 011 | SOCIAL SECURITY | 0.00 | 87.35 | 87.35 | 0.00 | 0.00 | (87.35) |
| 10 3711 930 220 000 011 | RETIREMENT | 0.00 | 68.51 | 68.51 | 0.00 | 0.00 | (68.51) |
| 10 3711 930 240 000 011 | WORKERS' COMPENSATION | 0.00 | 3.79 | 1.05 | 0.00 | 0.00 | (1.05) |
| 011 | JAMES VALLEY | 0.00 | 1,301.45 | 1,298.71 | 0.00 | 0.00 | (1,298.71) |
| 000 | DISTRICT | 0.00 | 3,253.62 | 3,246.78 | 0.00 | 0.00 | (3,246.78) |
| 930 | PART A-BASIC | 0.00 | 3,253.62 | 3,246.78 | 0.00 | 0.00 | (3,246.78) |
| 3711 | TITLE I OTHER NONPUBLIC SCH INSTR SVCS | 0.00 | 3,253.62 | 3,246.78 | 0.00 | 0.00 | (3,246.78) |
| 4400 | PAYMENTS TO STATE-UNEMPLOYMENT | | | | | | |
| 000 | DISTRICT WIDE | | | | | | |
| 10 4400 000 250 | UNEMPLOYMENT INSURANCE | 5,000.00 | (3,421.11) | 3,421.11 | 68.42 | 0.00 | 1,578.89 |
| | | 5,000.00 | (3,421.11) | 3,421.11 | 68.42 | 0.00 | 1,578.89 |
| | | 5,000.00 | (3,421.11) | 3,421.11 | 68.42 | 0.00 | 1,578.89 |
| | | 5,000.00 | (3,421.11) | 3,421.11 | 68.42 | 0.00 | 1,578.89 |
| | | 5,000.00 | (3,421.11) | 3,421.11 | 68.42 | 0.00 | 1,578.89 |
| 4500 | EARLY RETIREMENT PAYMENT | | | | | | |
| 000 | DISTRICT WIDE | | | | | | |
| 10 4500 000 150 | EARLY RETIREMENT PAYMENT | 320,000.00 | 0.00 | 0.00 | 0.00 | 0.00 | 320,000.00 |
| | | 320,000.00 | 0.00 | 0.00 | 0.00 | 0.00 | 320,000.00 |
| | | 320,000.00 | 0.00 | 0.00 | 0.00 | 0.00 | 320,000.00 |
| | | 320,000.00 | 0.00 | 0.00 | 0.00 | 0.00 | 320,000.00 |
| | | 320,000.00 | 0.00 | 0.00 | 0.00 | 0.00 | 320,000.00 |
| 6100 | MALE ACTIVITIES | | | | | | |
| 000 | DISTRICT WIDE | | | | | | |
| 10 6100 000 111 | CERTIFIED SALARIES | 207,000.00 | 14,101.62 | 19,392.96 | 9.37 | 0.00 | 187,607.04 |
| 10 6100 000 112 | PARAPROFESSIONAL SALARIES | 0.00 | 2,881.50 | 4,189.50 | 0.00 | 0.00 | (4,189.50) |
| 10 6100 000 210 | SOCIAL SECURITY | 15,900.00 | 1,299.21 | 1,804.08 | 11.35 | 0.00 | 14,095.92 |
| 10 6100 000 220 | RETIREMENT | 12,500.00 | 846.13 | 1,163.61 | 9.31 | 0.00 | 11,336.39 |
| 10 6100 000 240 | WORKMENS COMPENSATION | 1,400.00 | 56.40 | 45.62 | 3.26 | 0.00 | 1,354.38 |
| 10 6100 000 319 | PROFESSIONAL SERVICES | 500.00 | 440.00 | 660.00 | 132.00 | 0.00 | (160.00) |
| 10 6100 000 411 | NON-TECHNOLOGY SUPPLIES | 500.00 | 0.00 | 560.00 | 112.00 | 0.00 | (60.00) |
| | | 237,800.00 | 19,624.86 | 27,815.77 | 11.70 | 0.00 | 209,984.23 |
| | | 237,800.00 | 19,624.86 | 27,815.77 | 11.70 | 0.00 | 209,984.23 |

| Account Number | Account Description | Current Budget | Expended During Month | Year to Date Expenditures | % of Budget Expended | Outstanding Encumbrances | Uncommitted Funds |
|-----------------|-------------------------------|----------------|-----------------------|---------------------------|----------------------|--------------------------|-------------------|
| 000 | DISTRICT WIDE | 237,800.00 | 19,624.86 | 27,815.77 | 11.70 | 0.00 | 209,984.23 |
| 6100 | MALE ACTIVITIES | 237,800.00 | 19,624.86 | 27,815.77 | 11.70 | 0.00 | 209,984.23 |
| 6111 | FOOTBALL | | | | | | |
| 000 | DISTRICT WIDE | | | | | | |
| 10 6111 000 319 | PROF/TECH. SERVICES | 8,000.00 | 2,486.88 | 3,213.52 | 40.17 | 0.00 | 4,786.48 |
| 10 6111 000 323 | REPAIRS | 5,000.00 | 375.00 | 375.00 | 7.50 | 0.00 | 4,625.00 |
| 10 6111 000 339 | OTHER TRANSPORTATION SERVICES | 12,000.00 | 0.00 | 0.00 | 0.00 | 0.00 | 12,000.00 |
| 10 6111 000 411 | NON-TECHNOLOGY SUPPLIES | 9,000.00 | (42.85) | 1,035.25 | 11.50 | 0.00 | 7,964.75 |
| | | 34,000.00 | 2,819.03 | 4,623.77 | 13.60 | 0.00 | 29,376.23 |
| 000 | DISTRICT WIDE | 34,000.00 | 2,819.03 | 4,623.77 | 13.60 | 0.00 | 29,376.23 |
| 6111 | FOOTBALL | 34,000.00 | 2,819.03 | 4,623.77 | 13.60 | 0.00 | 29,376.23 |
| 6121 | BOYS BASKETBALL | | | | | | |
| 000 | DISTRICT WIDE | | | | | | |
| 10 6121 000 319 | PROFESSIONAL SERVICES | 10,000.00 | 0.00 | 0.00 | 0.00 | 0.00 | 10,000.00 |
| 10 6121 000 339 | OTHER TRANSPORTATION SERVICES | 20,000.00 | 0.00 | 0.00 | 0.00 | 0.00 | 20,000.00 |
| 10 6121 000 411 | NON-TECHNOLOGY SUPPLIES | 3,000.00 | (100.00) | 356.91 | 20.56 | 259.96 | 2,383.13 |
| | | 33,000.00 | (100.00) | 356.91 | 1.87 | 259.96 | 32,383.13 |
| 000 | DISTRICT WIDE | 33,000.00 | (100.00) | 356.91 | 1.87 | 259.96 | 32,383.13 |
| 6121 | BOYS BASKETBALL | 33,000.00 | (100.00) | 356.91 | 1.87 | 259.96 | 32,383.13 |
| 6131 | WRESTLING | | | | | | |
| 000 | DISTRICT WIDE | | | | | | |
| 10 6131 000 319 | PROFESSIONAL SERVICES | 4,000.00 | 0.00 | 0.00 | 0.00 | 0.00 | 4,000.00 |
| 10 6131 000 339 | OTHER TRANSPORTATION SERVICES | 15,000.00 | 0.00 | 0.00 | 0.00 | 0.00 | 15,000.00 |
| 10 6131 000 411 | NON-TECHNOLOGY SUPPLIES | 3,600.00 | (100.00) | 0.00 | 11.11 | 399.92 | 3,200.08 |
| 10 6131 000 640 | DUES & FEES | 700.00 | 0.00 | 0.00 | 0.00 | 0.00 | 700.00 |
| | | 23,300.00 | (100.00) | 0.00 | 1.72 | 399.92 | 22,900.08 |
| 000 | DISTRICT WIDE | 23,300.00 | (100.00) | 0.00 | 1.72 | 399.92 | 22,900.08 |
| 6131 | WRESTLING | 23,300.00 | (100.00) | 0.00 | 1.72 | 399.92 | 22,900.08 |
| 6141 | BOYS TRACK | | | | | | |
| 000 | DISTRICT WIDE | | | | | | |
| 10 6141 000 319 | PROFESSIONAL SERVICES | 4,000.00 | 0.00 | 0.00 | 0.00 | 0.00 | 4,000.00 |
| 10 6141 000 339 | OTHER TRANSPORTATION SERVICES | 15,000.00 | 0.00 | 0.00 | 0.00 | 0.00 | 15,000.00 |
| 10 6141 000 411 | NON-TECHNOLOGY SUPPLIES | 3,600.00 | (100.00) | 0.00 | 11.11 | 399.92 | 3,200.08 |
| 10 6141 000 640 | DUES & FEES | 700.00 | 0.00 | 0.00 | 0.00 | 0.00 | 700.00 |
| | | 23,300.00 | (100.00) | 0.00 | 1.72 | 399.92 | 22,900.08 |
| 000 | DISTRICT WIDE | 23,300.00 | (100.00) | 0.00 | 1.72 | 399.92 | 22,900.08 |
| 6141 | BOYS TRACK | 23,300.00 | (100.00) | 0.00 | 1.72 | 399.92 | 22,900.08 |
| 000 | DISTRICT WIDE | | | | | | |

Expenditure Report by Function
 09/2020

| Account Description | Current Budget | Expended During Month | Year to Date Expenditures | % of Budget Expended | Outstanding Encumbrances | Uncommitted Funds |
|--------------------------------|----------------|-----------------------|---------------------------|----------------------|--------------------------|-------------------|
| PROFESSIONAL SERVICES | 2,500.00 | 0.00 | 0.00 | 0.00 | 0.00 | 2,500.00 |
| OTHER TRANSPORTATION SERVICES | 9,000.00 | 0.00 | 0.00 | 0.00 | 0.00 | 9,000.00 |
| NON-TECHNOLOGY SUPPLIES | 2,500.00 | 0.00 | 66.00 | 2.64 | 0.00 | 2,434.00 |
| DUES & FEES | 500.00 | 0.00 | 0.00 | 0.00 | 0.00 | 500.00 |
| | 14,500.00 | 0.00 | 66.00 | 0.46 | 0.00 | 14,434.00 |
| | 14,500.00 | 0.00 | 66.00 | 0.46 | 0.00 | 14,434.00 |
| | 14,500.00 | 0.00 | 66.00 | 0.46 | 0.00 | 14,434.00 |
| | 14,500.00 | 0.00 | 66.00 | 0.46 | 0.00 | 14,434.00 |
| 000 DISTRICT WIDE | | | | | | |
| 6141 BOYS TRACK | | | | | | |
| 6151 BOYS CROSS COUNTRY | | | | | | |
| 000 DISTRICT WIDE | | | | | | |
| 10 6151 000 319 | 600.00 | 225.00 | 225.00 | 37.50 | 0.00 | 375.00 |
| 10 6151 000 339 | 2,100.00 | 0.00 | 0.00 | 0.00 | 0.00 | 2,100.00 |
| 10 6151 000 411 | 700.00 | 0.00 | 0.00 | 0.00 | 0.00 | 700.00 |
| 10 6151 000 640 | 200.00 | 0.00 | 37.50 | 18.75 | 0.00 | 162.50 |
| | 3,600.00 | 225.00 | 262.50 | 7.29 | 0.00 | 3,337.50 |
| | 3,600.00 | 225.00 | 262.50 | 7.29 | 0.00 | 3,337.50 |
| | 3,600.00 | 225.00 | 262.50 | 7.29 | 0.00 | 3,337.50 |
| 000 DISTRICT WIDE | | | | | | |
| 907 ESSER FUNDS | | | | | | |
| 10 6151 907 319 | 0.00 | 900.00 | 900.00 | 0.00 | 0.00 | (900.00) |
| | 0.00 | 900.00 | 900.00 | 0.00 | 0.00 | (900.00) |
| | 0.00 | 900.00 | 900.00 | 0.00 | 0.00 | (900.00) |
| | 0.00 | 900.00 | 900.00 | 0.00 | 0.00 | (900.00) |
| | 3,600.00 | 1,125.00 | 1,162.50 | 32.29 | 0.00 | 2,437.50 |
| 000 DISTRICT WIDE | | | | | | |
| 907 ESSER FUNDS | | | | | | |
| 6151 BOYS CROSS COUNTRY | | | | | | |
| 6161 BOYS TENNIS | | | | | | |
| 000 DISTRICT WIDE | | | | | | |
| 10 6161 000 339 | 5,000.00 | 0.00 | 0.00 | 0.00 | 0.00 | 5,000.00 |
| 10 6161 000 411 | 2,100.00 | 0.00 | 0.00 | 0.00 | 0.00 | 2,100.00 |
| | 7,100.00 | 0.00 | 0.00 | 0.00 | 0.00 | 7,100.00 |
| | 7,100.00 | 0.00 | 0.00 | 0.00 | 0.00 | 7,100.00 |
| | 7,100.00 | 0.00 | 0.00 | 0.00 | 0.00 | 7,100.00 |
| | 7,100.00 | 0.00 | 0.00 | 0.00 | 0.00 | 7,100.00 |
| 000 DISTRICT WIDE | | | | | | |
| 6161 BOYS TENNIS | | | | | | |
| 6171 BOYS GOLF | | | | | | |
| 000 DISTRICT WIDE | | | | | | |
| 10 6171 000 339 | 5,000.00 | 0.00 | 0.00 | 0.00 | 0.00 | 5,000.00 |
| 10 6171 000 411 | 2,100.00 | 0.00 | 0.00 | 0.00 | 0.00 | 2,100.00 |
| | 7,100.00 | 0.00 | 0.00 | 0.00 | 0.00 | 7,100.00 |
| | 7,100.00 | 0.00 | 0.00 | 0.00 | 0.00 | 7,100.00 |
| | 7,100.00 | 0.00 | 0.00 | 0.00 | 0.00 | 7,100.00 |
| | 7,100.00 | 0.00 | 0.00 | 0.00 | 0.00 | 7,100.00 |
| 000 DISTRICT WIDE | | | | | | |

Expenditure Report by Function
 09/2020

| Account Number | Account Description | Current Budget | Expended During Month | Year to Date Expenditures | % of Budget Expended | Outstanding Encumbrances | Uncommitted Funds |
|-----------------|--------------------------------|----------------|-----------------------|---------------------------|----------------------|--------------------------|-------------------|
| 10 6171 000 319 | OTHER PROF. AND TECHNICAL SERV | 0.00 | 0.00 | 100.00 | 0.00 | 0.00 | (100.00) |
| 10 6171 000 339 | OTHER TRANSPORTATION SERVICES | 2,500.00 | 320.00 | 320.00 | 12.80 | 0.00 | 2,180.00 |
| 10 6171 000 411 | NON-TECHNOLOGY SUPPLIES | 1,500.00 | 0.00 | 25.45 | 1.70 | 0.00 | 1,474.55 |
| 10 6171 000 640 | DUES & FEES | 1,000.00 | 0.00 | 0.00 | 0.00 | 0.00 | 1,000.00 |
| 000 | DISTRICT WIDE | 5,000.00 | 320.00 | 445.45 | 8.91 | 0.00 | 4,554.55 |
| 6171 | BOYS GOLF | 5,000.00 | 320.00 | 445.45 | 8.91 | 0.00 | 4,554.55 |
| 6199 | BOYS SOCCER | 5,000.00 | 320.00 | 445.45 | 8.91 | 0.00 | 4,554.55 |
| 000 | DISTRICT WIDE | 5,000.00 | 320.00 | 445.45 | 8.91 | 0.00 | 4,554.55 |
| 10 6199 000 319 | PROFESSIONAL SERVICES | 2,500.00 | 914.04 | 2,600.48 | 104.02 | 0.00 | (100.48) |
| 10 6199 000 323 | REPAIRS & MTNCE | 500.00 | 0.00 | 0.00 | 0.00 | 0.00 | 500.00 |
| 10 6199 000 339 | OTHER TRANSPORTATION SERVICES | 4,500.00 | 0.00 | 594.00 | 13.20 | 0.00 | 3,906.00 |
| 10 6199 000 411 | NON-TECHNOLOGY SUPPLIES | 2,000.00 | 53.25 | 53.25 | 2.66 | 0.00 | 1,946.75 |
| 000 | DISTRICT WIDE | 9,500.00 | 967.29 | 3,247.73 | 34.19 | 0.00 | 6,252.27 |
| 6199 | BOYS SOCCER | 9,500.00 | 967.29 | 3,247.73 | 34.19 | 0.00 | 6,252.27 |
| 6200 | FEMALE ACTIVITIES | 9,500.00 | 967.29 | 3,247.73 | 34.19 | 0.00 | 6,252.27 |
| 000 | DISTRICT WIDE | 9,500.00 | 967.29 | 3,247.73 | 34.19 | 0.00 | 6,252.27 |
| 10 6200 000 111 | CERTIFIED SALARIES | 180,000.00 | 12,320.06 | 16,655.25 | 9.25 | 0.00 | 163,344.75 |
| 10 6200 000 112 | PARAPROFESSIONAL SALARIES | 0.00 | 7,666.32 | 8,974.32 | 0.00 | 0.00 | (8,974.32) |
| 10 6200 000 210 | SOCIAL SECURITY | 13,800.00 | 1,522.45 | 1,954.15 | 14.16 | 0.00 | 11,845.85 |
| 10 6200 000 220 | RETIREMENT | 10,800.00 | 739.20 | 999.31 | 9.25 | 0.00 | 9,800.69 |
| 10 6200 000 230 | HEALTH INSURANCE | 0.00 | 123.93 | 123.93 | 0.00 | 0.00 | (123.93) |
| 10 6200 000 240 | WORKMENS COMPENSATION | 1,300.00 | 66.42 | 58.06 | 4.47 | 0.00 | 1,241.94 |
| 10 6200 000 319 | PROFESSIONAL SERVICES | 500.00 | 440.00 | 660.00 | 132.00 | 0.00 | (160.00) |
| 10 6200 000 411 | NON-TECHNOLOGY SUPPLIES | 500.00 | 0.00 | 560.00 | 112.00 | 0.00 | (60.00) |
| 000 | DISTRICT WIDE | 206,900.00 | 22,878.38 | 29,985.02 | 14.49 | 0.00 | 176,914.98 |
| 6200 | FEMALE ACTIVITIES | 206,900.00 | 22,878.38 | 29,985.02 | 14.49 | 0.00 | 176,914.98 |
| 6212 | GIRLS BASKETBALL | 206,900.00 | 22,878.38 | 29,985.02 | 14.49 | 0.00 | 176,914.98 |
| 000 | DISTRICT WIDE | 206,900.00 | 22,878.38 | 29,985.02 | 14.49 | 0.00 | 176,914.98 |
| 10 6212 000 319 | PROFESSIONAL SERVICES | 8,500.00 | 0.00 | 0.00 | 0.00 | 0.00 | 8,500.00 |

| Account Number | Account Description | Current Budget | Expended During Month | Year to Date Expenditures | % of Budget Expended | Outstanding Encumbrances | Uncommitted Funds |
|-----------------|--------------------------------------|----------------|-----------------------|---------------------------|----------------------|--------------------------|-------------------|
| 10 6212 000 339 | OTHER TRANSPORTATION SERVICES | 20,000.00 | 0.00 | 559.91 | 2.80 | 0.00 | 19,440.09 |
| 10 6212 000 411 | NON-TECHNOLOGY SUPPLIES | 3,000.00 | (66.50) | 158.50 | 13.95 | 259.96 | 2,581.54 |
| | | 31,500.00 | (66.50) | 718.41 | 3.11 | 259.96 | 30,521.63 |
| 000 | DISTRICT WIDE | 31,500.00 | (66.50) | 718.41 | 3.11 | 259.96 | 30,521.63 |
| 6212 | GIRLS BASKETBALL | 31,500.00 | (66.50) | 718.41 | 3.11 | 259.96 | 30,521.63 |
| 6222 | GIRLS TRACK | | | | | | |
| 000 | DISTRICT WIDE | | | | | | |
| 10 6222 000 319 | PROFESSIONAL SERVICES | 2,500.00 | 0.00 | 0.00 | 0.00 | 0.00 | 2,500.00 |
| 10 6222 000 339 | OTHER TRANSPORTATION SERVICES | 9,000.00 | 0.00 | 0.00 | 0.00 | 0.00 | 9,000.00 |
| 10 6222 000 411 | NON-TECHNOLOGY SUPPLIES | 2,500.00 | 0.00 | 66.00 | 2.64 | 0.00 | 2,434.00 |
| 10 6222 000 640 | DUES & FEES | 500.00 | 0.00 | 0.00 | 0.00 | 0.00 | 500.00 |
| | | 14,500.00 | 0.00 | 66.00 | 0.46 | 0.00 | 14,434.00 |
| 000 | DISTRICT WIDE | 14,500.00 | 0.00 | 66.00 | 0.46 | 0.00 | 14,434.00 |
| 6222 | GIRLS TRACK | 14,500.00 | 0.00 | 66.00 | 0.46 | 0.00 | 14,434.00 |
| 6232 | COMPETITIVE CHEER & DANCE | | | | | | |
| 000 | DISTRICT WIDE | | | | | | |
| 10 6232 000 319 | PROFESSIONAL SERVICES | 9,000.00 | 1,630.08 | 1,630.08 | 18.11 | 0.00 | 7,369.92 |
| 10 6232 000 339 | OTHER TRANSPORTATION SERVICES | 7,000.00 | 0.00 | 0.00 | 0.00 | 0.00 | 7,000.00 |
| 10 6232 000 411 | NON-TECHNOLOGY SUPPLIES | 8,100.00 | (50.00) | 0.00 | 0.00 | 0.00 | 8,100.00 |
| 10 6232 000 640 | DUES AND FEES | 500.00 | 0.00 | 0.00 | 0.00 | 0.00 | 500.00 |
| | | 24,600.00 | 1,580.08 | 1,630.08 | 6.63 | 0.00 | 22,969.92 |
| 000 | DISTRICT WIDE | 24,600.00 | 1,580.08 | 1,630.08 | 6.63 | 0.00 | 22,969.92 |
| 6232 | COMPETITIVE CHEER & DANCE | 24,600.00 | 1,580.08 | 1,630.08 | 6.63 | 0.00 | 22,969.92 |
| 6252 | GIRLS CROSS COUNTRY | | | | | | |
| 000 | DISTRICT WIDE | | | | | | |
| 10 6252 000 319 | PROFESSIONAL SERVICES | 600.00 | 225.00 | 225.00 | 37.50 | 0.00 | 375.00 |
| 10 6252 000 339 | OTHER TRANSPORTATION SERVICES | 2,100.00 | 0.00 | 0.00 | 0.00 | 0.00 | 2,100.00 |
| 10 6252 000 411 | NON-TECHNOLOGY SUPPLIES | 700.00 | 0.00 | 0.00 | 0.00 | 0.00 | 700.00 |
| 10 6252 000 640 | DUES & FEES | 200.00 | 0.00 | 37.50 | 18.75 | 0.00 | 162.50 |
| | | 3,600.00 | 225.00 | 262.50 | 7.29 | 0.00 | 3,337.50 |
| 000 | DISTRICT WIDE | 3,600.00 | 225.00 | 262.50 | 7.29 | 0.00 | 3,337.50 |
| 6252 | GIRLS CROSS COUNTRY | 3,600.00 | 225.00 | 262.50 | 7.29 | 0.00 | 3,337.50 |

Expenditure Report by Function
 09/2020

Account Description Current Budget Expended During Month Year to Date Expenditures % of Budget Expended Outstanding Encumbrances Uncommitted Funds

907 ESSER FUNDS

| | | | | | | | |
|-------------------------------|-----------------------|----------|----------|----------|-------|------|----------|
| 10 6252 907 319 | PROFESSIONAL SERVICES | 0.00 | 900.00 | 900.00 | 0.00 | 0.00 | (900.00) |
| | | 0.00 | 900.00 | 900.00 | 0.00 | 0.00 | (900.00) |
| 907 ESSER FUNDS | | 0.00 | 900.00 | 900.00 | 0.00 | 0.00 | (900.00) |
| 6252 GIRLS CROSS COUNTRY | | 0.00 | 900.00 | 900.00 | 0.00 | 0.00 | (900.00) |
| 6262 GIRLS TENNIS | | 0.00 | 900.00 | 900.00 | 0.00 | 0.00 | (900.00) |
| 000 DISTRICT WIDE | | 0.00 | 900.00 | 900.00 | 0.00 | 0.00 | (900.00) |
| | | 3,600.00 | 1,125.00 | 1,162.50 | 32.29 | 0.00 | 2,437.50 |

10 6262 000 339 OTHER TRANSPORTATION SERVICES
 10 6262 000 411 NON-TECHNOLOGY SUPPLIES

| | | | | | | | |
|------------------------|--|----------|--------|--------|-------|------|----------|
| 000 DISTRICT WIDE | | 5,000.00 | 600.00 | 600.00 | 12.00 | 0.00 | 4,400.00 |
| 6262 GIRLS TENNIS | | 2,100.00 | 0.00 | 0.00 | 0.00 | 0.00 | 2,100.00 |
| 6272 GIRLS GOLF | | 7,100.00 | 600.00 | 600.00 | 8.45 | 0.00 | 6,500.00 |
| 000 DISTRICT WIDE | | 7,100.00 | 600.00 | 600.00 | 8.45 | 0.00 | 6,500.00 |
| | | 7,100.00 | 600.00 | 600.00 | 8.45 | 0.00 | 6,500.00 |
| | | 7,100.00 | 600.00 | 600.00 | 8.45 | 0.00 | 6,500.00 |

10 6272 000 339 OTHER TRANSPORTATION SERVICES
 10 6272 000 411 NON-TECHNOLOGY SUPPLIES
 10 6272 000 640 DUES & FEES

| | | | | | | | |
|------------------------|--|----------|------|------|------|------|----------|
| 000 DISTRICT WIDE | | 2,500.00 | 0.00 | 0.00 | 0.00 | 0.00 | 2,500.00 |
| 6272 GIRLS GOLF | | 1,500.00 | 0.00 | 0.00 | 0.00 | 0.00 | 1,500.00 |
| 6282 GYMNASTICS | | 1,000.00 | 0.00 | 0.00 | 0.00 | 0.00 | 1,000.00 |
| 000 DISTRICT WIDE | | 5,000.00 | 0.00 | 0.00 | 0.00 | 0.00 | 5,000.00 |
| | | 5,000.00 | 0.00 | 0.00 | 0.00 | 0.00 | 5,000.00 |
| | | 5,000.00 | 0.00 | 0.00 | 0.00 | 0.00 | 5,000.00 |

10 6282 000 319 PROFESSIONAL SERVICES
 10 6282 000 339 OTHER TRANSPORTATION SERVICES
 10 6282 000 411 NON-TECHNOLOGY SUPPLIES
 10 6282 000 640 DUES & FEES

| | | | | | | | |
|------------------------|--|-----------|------|------|------|------|-----------|
| 000 DISTRICT WIDE | | 4,000.00 | 0.00 | 0.00 | 0.00 | 0.00 | 4,000.00 |
| | | 7,000.00 | 0.00 | 0.00 | 0.00 | 0.00 | 7,000.00 |
| | | 3,000.00 | 0.00 | 0.00 | 0.00 | 0.00 | 3,000.00 |
| | | 700.00 | 0.00 | 0.00 | 0.00 | 0.00 | 700.00 |
| | | 14,700.00 | 0.00 | 0.00 | 0.00 | 0.00 | 14,700.00 |
| | | 14,700.00 | 0.00 | 0.00 | 0.00 | 0.00 | 14,700.00 |
| | | 14,700.00 | 0.00 | 0.00 | 0.00 | 0.00 | 14,700.00 |

Expenditure Report by Function
 09/2020

| Account Number | Account Description | Current Budget | Expended During Month | Year to Date Expenditures | % of Budget Expended | Outstanding Encumbrances | Uncommitted Funds |
|-----------------|------------------------------------|----------------|-----------------------|---------------------------|----------------------|--------------------------|-------------------|
| 6282 | GYMNASTICS | 14,700.00 | 0.00 | 0.00 | 0.00 | 0.00 | 14,700.00 |
| 6292 | GIRLS VOLLEYBALL | | | | | | |
| 000 | DISTRICT WIDE | | | | | | |
| 10 6292 000 319 | PROFESSIONAL SERVICES | 9,500.00 | 1,363.56 | 2,040.00 | 21.47 | 0.00 | 7,460.00 |
| 10 6292 000 339 | OTHER TRANSPORTATION SERVICES | 17,000.00 | 0.00 | 0.00 | 0.00 | 0.00 | 17,000.00 |
| 10 6292 000 411 | NON-TECHNOLOGY SUPPLIES | 3,000.00 | (20.08) | 79.92 | 2.66 | 0.00 | 2,920.08 |
| | | 29,500.00 | 1,343.48 | 2,119.92 | 7.19 | 0.00 | 27,380.08 |
| 000 | DISTRICT WIDE | 29,500.00 | 1,343.48 | 2,119.92 | 7.19 | 0.00 | 27,380.08 |
| 6292 | GIRLS VOLLEYBALL | 29,500.00 | 1,343.48 | 2,119.92 | 7.19 | 0.00 | 27,380.08 |
| 6299 | GIRLS SOCCER | | | | | | |
| 000 | DISTRICT WIDE | | | | | | |
| 10 6299 000 319 | PROFESSIONAL SERVICES | 2,500.00 | 741.00 | 1,794.24 | 71.77 | 0.00 | 705.76 |
| 10 6299 000 323 | REPAIRS & MTNCE | 500.00 | 0.00 | 0.00 | 0.00 | 0.00 | 500.00 |
| 10 6299 000 339 | OTHER TRANSPORTATION SERVICES | 4,500.00 | 0.00 | 594.00 | 13.20 | 0.00 | 3,906.00 |
| 10 6299 000 411 | NON-TECHNOLOGY SUPPLIES | 2,000.00 | 53.24 | 185.84 | 9.29 | 0.00 | 1,814.16 |
| | | 9,500.00 | 794.24 | 2,574.08 | 27.10 | 0.00 | 6,925.92 |
| 000 | DISTRICT WIDE | 9,500.00 | 794.24 | 2,574.08 | 27.10 | 0.00 | 6,925.92 |
| 6299 | GIRLS SOCCER | 9,500.00 | 794.24 | 2,574.08 | 27.10 | 0.00 | 6,925.92 |
| 6910 | COMBINED CO-CURR ACTIVITIES | | | | | | |
| 000 | DISTRICT WIDE | | | | | | |
| 10 6910 000 111 | CERTIFIED SALARIES | 112,000.00 | 9,952.08 | 9,952.08 | 8.89 | 0.00 | 102,047.92 |
| 10 6910 000 210 | SOCIAL SECURITY | 8,600.00 | 761.17 | 761.16 | 8.85 | 0.00 | 7,838.84 |
| 10 6910 000 220 | RETIREMENT | 6,800.00 | 597.10 | 597.10 | 8.78 | 0.00 | 6,202.90 |
| 10 6910 000 240 | WORKMENS COMPENSATION | 1,000.00 | 33.79 | 10.85 | 1.09 | 0.00 | 989.15 |
| | | 128,400.00 | 11,344.14 | 11,321.19 | 8.82 | 0.00 | 117,078.81 |
| 000 | DISTRICT WIDE | 128,400.00 | 11,344.14 | 11,321.19 | 8.82 | 0.00 | 117,078.81 |
| 6910 | COMBINED CO-CURR ACTIVITIES | 128,400.00 | 11,344.14 | 11,321.19 | 8.82 | 0.00 | 117,078.81 |
| 6911 | FIRST AID | | | | | | |
| 000 | DISTRICT WIDE | | | | | | |
| 10 6911 000 411 | NON-TECHNOLOGY SUPPLIES | 4,000.00 | 0.00 | 0.00 | 0.90 | 35.95 | 3,964.05 |

Expenditure Report by Function

09/2020

Account Description

Current Budget Expended During Month

Year to Date Expenditures

% of Budget Expended

Outstanding Encumbrances

Uncommitted Funds

| | | | | | | | |
|------|---------------|----------|------|------|------|-------|----------|
| 000 | DISTRICT WIDE | 4,000.00 | 0.00 | 0.00 | 0.90 | 35.95 | 3,964.05 |
| 6911 | FIRST AID | 4,000.00 | 0.00 | 0.00 | 0.90 | 35.95 | 3,964.05 |
| 6921 | CHERLEADERS | 4,000.00 | 0.00 | 0.00 | 0.90 | 35.95 | 3,964.05 |
| 000 | DISTRICT WIDE | 4,000.00 | 0.00 | 0.00 | 0.90 | 35.95 | 3,964.05 |

6921 CHERLEADERS
000 DISTRICT WIDE

| | | | | | | | |
|-----------------|-------------------------------|----------|------|------|------|------|----------|
| 10 6921 000 339 | OTHER TRANSPORTATION SERVICES | 2,500.00 | 0.00 | 0.00 | 0.00 | 0.00 | 2,500.00 |
| 10 6921 000 411 | NON-TECHNOLOGY SUPPLIES | 1,000.00 | 0.00 | 0.00 | 0.00 | 0.00 | 1,000.00 |
| | | 3,500.00 | 0.00 | 0.00 | 0.00 | 0.00 | 3,500.00 |

| | | | | | | | |
|------|---------------|----------|------|------|------|------|----------|
| 000 | DISTRICT WIDE | 3,500.00 | 0.00 | 0.00 | 0.00 | 0.00 | 3,500.00 |
| 6921 | CHERLEADERS | 3,500.00 | 0.00 | 0.00 | 0.00 | 0.00 | 3,500.00 |

6931 ELEMENTARY MUSIC
000 DISTRICT WIDE

| | | | | | | | |
|-----------------|-------------------------------|-----------|--------|----------|-------|------|-----------|
| 10 6931 000 323 | REPAIRS | 1,000.00 | 0.00 | 0.00 | 0.00 | 0.00 | 1,000.00 |
| 10 6931 000 339 | OTHER TRANSPORTATION SERVICES | 1,500.00 | 0.00 | 0.00 | 0.00 | 0.00 | 1,500.00 |
| 10 6931 000 411 | NON-TECHNOLOGY SUPPLIES | 9,000.00 | 914.79 | 1,414.77 | 15.72 | 0.00 | 7,585.23 |
| | | 11,500.00 | 914.79 | 1,414.77 | 12.30 | 0.00 | 10,085.23 |

| | | | | | | | |
|------|------------------|-----------|--------|----------|-------|------|-----------|
| 000 | DISTRICT WIDE | 11,500.00 | 914.79 | 1,414.77 | 12.30 | 0.00 | 10,085.23 |
| 6931 | ELEMENTARY MUSIC | 11,500.00 | 914.79 | 1,414.77 | 12.30 | 0.00 | 10,085.23 |

6932 M.S. VOCAL
000 DISTRICT WIDE

| | | | | | | | |
|-----------------|-------------------------------|----------|------|------|------|-------|----------|
| 10 6932 000 323 | REPAIRS & MTNCE | 1,000.00 | 0.00 | 0.00 | 0.00 | 0.00 | 1,000.00 |
| 10 6932 000 339 | OTHER TRANSPORTATION SERVICES | 1,500.00 | 0.00 | 0.00 | 0.00 | 0.00 | 1,500.00 |
| 10 6932 000 411 | NON-TECHNOLOGY SUPPLIES | 4,500.00 | 0.00 | 0.00 | 1.00 | 44.95 | 4,455.05 |
| | | 7,000.00 | 0.00 | 0.00 | 0.64 | 44.95 | 6,955.05 |

| | | | | | | | |
|------|---------------|----------|------|------|------|-------|----------|
| 000 | DISTRICT WIDE | 7,000.00 | 0.00 | 0.00 | 0.64 | 44.95 | 6,955.05 |
| 6932 | M.S. VOCAL | 7,000.00 | 0.00 | 0.00 | 0.64 | 44.95 | 6,955.05 |

6933 H.S. VOCAL
000 DISTRICT WIDE

| | | | | | | | |
|-----------------|-------------------------------|----------|------|------|------|-------|----------|
| 10 6933 000 323 | REPAIRS & MTNCE | 1,000.00 | 0.00 | 0.00 | 0.00 | 0.00 | 1,000.00 |
| 10 6933 000 339 | OTHER TRANSPORTATION SERVICES | 1,500.00 | 0.00 | 0.00 | 0.00 | 0.00 | 1,500.00 |
| 10 6933 000 411 | NON-TECHNOLOGY SUPPLIES | 4,500.00 | 0.00 | 0.00 | 1.00 | 44.95 | 4,455.05 |
| | | 7,000.00 | 0.00 | 0.00 | 0.64 | 44.95 | 6,955.05 |

| | | | | | | | |
|------|---------------|----------|------|------|------|-------|----------|
| 000 | DISTRICT WIDE | 7,000.00 | 0.00 | 0.00 | 0.64 | 44.95 | 6,955.05 |
| 6933 | H.S. VOCAL | 7,000.00 | 0.00 | 0.00 | 0.64 | 44.95 | 6,955.05 |

| Account Number | Account Description | Current Budget | Expended During Month | Year to Date Expenditures | % of Budget Expended | Outstanding Encumbrances | Uncommitted Funds |
|-----------------|-------------------------------|----------------|-----------------------|---------------------------|----------------------|--------------------------|-------------------|
| 10 6933 000 319 | PROFESSIONAL SERVICES | 500.00 | 0.00 | 0.00 | 0.00 | 0.00 | 500.00 |
| 10 6933 000 322 | LAUNDRY | 3,000.00 | 0.00 | 0.00 | 0.00 | 0.00 | 3,000.00 |
| 10 6933 000 323 | REPAIRS & MTNCE | 1,000.00 | 0.00 | 330.00 | 33.00 | 0.00 | 670.00 |
| 10 6933 000 339 | OTHER TRANSPORTATION SERVICES | 6,000.00 | 0.00 | 0.00 | 0.00 | 0.00 | 6,000.00 |
| 10 6933 000 411 | NON-TECHNOLOGY SUPPLIES | 6,000.00 | 0.00 | 0.00 | 0.00 | 0.00 | 6,000.00 |
| 10 6933 000 640 | DUES AND FEES | 1,000.00 | 0.00 | 0.00 | 0.00 | 0.00 | 1,000.00 |
| | | 17,500.00 | 0.00 | 330.00 | 1.89 | 0.00 | 17,170.00 |
| | | 17,500.00 | 0.00 | 330.00 | 1.89 | 0.00 | 17,170.00 |
| 000 | DISTRICT WIDE | 17,500.00 | 0.00 | 330.00 | 1.89 | 0.00 | 17,170.00 |
| 6933 | H.S. VOCAL | 17,500.00 | 0.00 | 330.00 | 1.89 | 0.00 | 17,170.00 |
| 6934 | ORCHESTRA | | | | | | |
| 000 | DISTRICT WIDE | | | | | | |
| 10 6934 000 411 | NON-TECHNOLOGY SUPPLIES | 0.00 | 0.00 | 0.00 | 0.00 | 0.00 | 0.00 |
| | | 0.00 | 0.00 | 0.00 | 0.00 | 0.00 | 0.00 |
| | | 0.00 | 0.00 | 0.00 | 0.00 | 0.00 | 0.00 |
| | | 0.00 | 0.00 | 0.00 | 0.00 | 0.00 | 0.00 |
| 000 | DISTRICT WIDE | 0.00 | 0.00 | 0.00 | 0.00 | 0.00 | 0.00 |
| 500 | ELEMENTARY SCHOOL | | | | | | |
| 10 6934 500 319 | PROFESSIONAL SERVICES | 500.00 | 0.00 | 0.00 | 0.00 | 0.00 | 500.00 |
| 10 6934 500 323 | REPAIRS & MTNCE | 2,000.00 | 280.00 | 474.00 | 23.70 | 0.00 | 1,526.00 |
| 10 6934 500 339 | OTHER TRANSPORTATION SERVICES | 2,000.00 | 0.00 | 0.00 | 0.00 | 0.00 | 2,000.00 |
| 10 6934 500 411 | NON-TECHNOLOGY SUPPLIES | 6,000.00 | 71.96 | 367.65 | 6.13 | 0.00 | 5,632.35 |
| 10 6934 500 640 | DUES AND FEES | 200.00 | 0.00 | 0.00 | 0.00 | 0.00 | 200.00 |
| | | 10,700.00 | 351.96 | 841.65 | 7.87 | 0.00 | 9,858.35 |
| | | 10,700.00 | 351.96 | 841.65 | 7.87 | 0.00 | 9,858.35 |
| 500 | ELEMENTARY SCHOOL | 10,700.00 | 351.96 | 841.65 | 7.87 | 0.00 | 9,858.35 |
| 600 | MIDDLE SCHOOL | | | | | | |
| 10 6934 600 319 | PROFESSIONAL SERVICES | 500.00 | 0.00 | 0.00 | 0.00 | 0.00 | 500.00 |
| 10 6934 600 323 | REPAIRS & MTNCE | 2,000.00 | 0.00 | 0.00 | 0.00 | 0.00 | 2,000.00 |
| 10 6934 600 339 | OTHER TRANSPORTATION SERVICES | 3,000.00 | 0.00 | 0.00 | 0.00 | 0.00 | 3,000.00 |
| 10 6934 600 411 | NON-TECHNOLOGY SUPPLIES | 6,000.00 | 882.56 | 1,019.41 | 16.99 | 0.00 | 4,980.59 |
| 10 6934 600 640 | DUES AND FEES | 200.00 | 0.00 | 0.00 | 0.00 | 0.00 | 200.00 |
| | | 11,700.00 | 882.56 | 1,019.41 | 8.71 | 0.00 | 10,680.59 |
| | | 11,700.00 | 882.56 | 1,019.41 | 8.71 | 0.00 | 10,680.59 |
| 600 | MIDDLE SCHOOL | 11,700.00 | 882.56 | 1,019.41 | 8.71 | 0.00 | 10,680.59 |
| 700 | HIGH SCHOOL | | | | | | |
| 10 6934 700 411 | NON-TECHNOLOGY SUPPLIES | 6,000.00 | 882.56 | 1,019.41 | 16.99 | 0.00 | 4,980.59 |
| 10 6934 700 640 | DUES AND FEES | 200.00 | 0.00 | 0.00 | 0.00 | 0.00 | 200.00 |
| | | 11,700.00 | 882.56 | 1,019.41 | 8.71 | 0.00 | 10,680.59 |
| | | 11,700.00 | 882.56 | 1,019.41 | 8.71 | 0.00 | 10,680.59 |
| 700 | HIGH SCHOOL | 11,700.00 | 882.56 | 1,019.41 | 8.71 | 0.00 | 10,680.59 |

| Account Number | Account Description | Current Budget | Expended During Month | Year to Date Expenditures | % of Budget Expended | Outstanding Encumbrances | Uncommitted Funds |
|----------------------------|-------------------------------|------------------|-----------------------|---------------------------|----------------------|--------------------------|-------------------|
| 10 6934 700 319 | PROFESSIONAL SERVICES | 500.00 | 0.00 | 0.00 | 0.00 | 0.00 | 500.00 |
| 10 6934 700 323 | REPAIRS & MTNCE | 2,000.00 | 110.00 | 136.99 | 6.85 | 0.00 | 1,863.01 |
| 10 6934 700 339 | OTHER TRANSPORTATION SERVICES | 4,000.00 | 0.00 | 0.00 | 0.00 | 0.00 | 4,000.00 |
| 10 6934 700 411 | NON-TECHNOLOGY SUPPLIES | 6,000.00 | 674.95 | 1,023.94 | 18.23 | 69.95 | 4,906.11 |
| 10 6934 700 640 | DUES AND FEES | 200.00 | 0.00 | 0.00 | 0.00 | 0.00 | 200.00 |
| | | <u>12,700.00</u> | <u>784.95</u> | <u>1,160.93</u> | <u>9.69</u> | <u>69.95</u> | <u>11,469.12</u> |
| 700 HIGH SCHOOL | | <u>12,700.00</u> | <u>784.95</u> | <u>1,160.93</u> | <u>9.69</u> | <u>69.95</u> | <u>11,469.12</u> |
| 6934 ORCHESTRA | | <u>12,700.00</u> | <u>784.95</u> | <u>1,160.93</u> | <u>9.69</u> | <u>69.95</u> | <u>11,469.12</u> |
| 6935 HS BAND | | | | | | | |
| 000 DISTRICT WIDE | | <u>35,100.00</u> | <u>2,019.47</u> | <u>3,021.99</u> | <u>8.81</u> | <u>69.95</u> | <u>32,008.06</u> |
| 10 6935 000 319 | PROFESSIONAL SERVICES | 1,300.00 | 0.00 | 0.00 | 0.00 | 0.00 | 1,300.00 |
| 10 6935 000 322 | LAUNDRY | 1,800.00 | 0.00 | 0.00 | 0.00 | 0.00 | 1,800.00 |
| 10 6935 000 323 | REPAIRS & MTNCE | 6,000.00 | 379.50 | 379.50 | 6.33 | 0.00 | 5,620.50 |
| 10 6935 000 339 | OTHER TRANSPORTATION SERVICES | 9,000.00 | 0.00 | 0.00 | 0.00 | 0.00 | 9,000.00 |
| 10 6935 000 411 | NON-TECHNOLOGY SUPPLIES | 18,000.00 | 719.04 | 837.33 | 4.65 | 0.00 | 17,162.67 |
| 10 6935 000 640 | DUES AND FEES | 800.00 | 75.00 | 75.00 | 9.38 | 0.00 | 725.00 |
| | | <u>36,900.00</u> | <u>1,173.54</u> | <u>1,291.83</u> | <u>3.50</u> | <u>0.00</u> | <u>35,608.17</u> |
| 000 DISTRICT WIDE | | <u>36,900.00</u> | <u>1,173.54</u> | <u>1,291.83</u> | <u>3.50</u> | <u>0.00</u> | <u>35,608.17</u> |
| 6935 HS BAND | | <u>36,900.00</u> | <u>1,173.54</u> | <u>1,291.83</u> | <u>3.50</u> | <u>0.00</u> | <u>35,608.17</u> |
| 6936 MS BAND | | | | | | | |
| 000 DISTRICT WIDE | | <u>36,900.00</u> | <u>1,173.54</u> | <u>1,291.83</u> | <u>3.50</u> | <u>0.00</u> | <u>35,608.17</u> |
| 10 6936 000 323 | REPAIRS & MTNCE | 6,000.00 | 800.82 | 800.82 | 13.35 | 0.00 | 5,199.18 |
| 10 6936 000 339 | OTHER TRANSPORTATION SERVICES | 1,000.00 | 0.00 | 0.00 | 0.00 | 0.00 | 1,000.00 |
| 10 6936 000 411 | NON-TECHNOLOGY SUPPLIES | 18,000.00 | 1,633.48 | 8,860.16 | 49.22 | 0.00 | 9,139.84 |
| | | <u>25,000.00</u> | <u>2,434.30</u> | <u>9,660.98</u> | <u>38.64</u> | <u>0.00</u> | <u>15,339.02</u> |
| 000 DISTRICT WIDE | | <u>25,000.00</u> | <u>2,434.30</u> | <u>9,660.98</u> | <u>38.64</u> | <u>0.00</u> | <u>15,339.02</u> |
| 6936 MS BAND | | <u>25,000.00</u> | <u>2,434.30</u> | <u>9,660.98</u> | <u>38.64</u> | <u>0.00</u> | <u>15,339.02</u> |
| 6937 5TH GRADE BAND | | | | | | | |
| 000 DISTRICT WIDE | | <u>25,000.00</u> | <u>2,434.30</u> | <u>9,660.98</u> | <u>38.64</u> | <u>0.00</u> | <u>15,339.02</u> |
| 10 6937 000 323 | REPAIRS & MTNCE | 2,500.00 | 0.00 | 0.00 | 15.00 | 375.00 | 2,125.00 |

Expenditure Report by Function
 09/2020

| Account Number | Account Description | Current Budget | Expended During Month | Year to Date Expenditures | % of Budget Expended | Outstanding Encumbrances | Uncommitted Funds |
|-----------------|-----------------------------------|----------------|-----------------------|---------------------------|----------------------|--------------------------|-------------------|
| 10 6937 000 339 | OTHER TRANSPORTATION SERVICES | 300.00 | 0.00 | 0.00 | 0.00 | 0.00 | 300.00 |
| 10 6937 000 411 | NON-TECHNOLOGY SUPPLIES | 7,500.00 | 2,219.00 | 2,219.00 | 29.59 | 0.00 | 5,281.00 |
| | | 10,300.00 | 2,219.00 | 2,219.00 | 25.18 | 375.00 | 7,706.00 |
| 000 | DISTRICT WIDE | 10,300.00 | 2,219.00 | 2,219.00 | 25.18 | 375.00 | 7,706.00 |
| 6937 | 5TH GRADE BAND | 10,300.00 | 2,219.00 | 2,219.00 | 25.18 | 375.00 | 7,706.00 |
| 6941 | DEBATE | | | | | | |
| 000 | DISTRICT WIDE | | | | | | |
| 10 6941 000 319 | PROFESSIONAL SERVICES | 4,000.00 | 0.00 | 0.00 | 0.00 | 0.00 | 4,000.00 |
| 10 6941 000 339 | OTHER TRANSPORTATION SERVICES | 18,000.00 | 0.00 | 0.00 | 0.00 | 0.00 | 18,000.00 |
| 10 6941 000 411 | NON-TECHNOLOGY SUPPLIES | 3,000.00 | 0.00 | 0.00 | 0.00 | 0.00 | 3,000.00 |
| 10 6941 000 640 | DUES & FEES | 2,000.00 | 0.00 | 191.00 | 9.55 | 0.00 | 1,809.00 |
| 10 6941 000 691 | CONTINGENCY-NAT'L TOURNEY | 2,500.00 | 0.00 | 0.00 | 0.00 | 0.00 | 2,500.00 |
| | | 29,500.00 | 0.00 | 191.00 | 0.65 | 0.00 | 29,309.00 |
| 000 | DISTRICT WIDE | 29,500.00 | 0.00 | 191.00 | 0.65 | 0.00 | 29,309.00 |
| 6941 | DEBATE | 29,500.00 | 0.00 | 191.00 | 0.65 | 0.00 | 29,309.00 |
| 6942 | QUIZ BOWL | | | | | | |
| 000 | DISTRICT WIDE | | | | | | |
| 10 6942 000 339 | OTHER TRANSPORTATION SERVICES | 2,000.00 | 0.00 | 0.00 | 0.00 | 0.00 | 2,000.00 |
| | | 2,000.00 | 0.00 | 0.00 | 0.00 | 0.00 | 2,000.00 |
| 000 | DISTRICT WIDE | 2,000.00 | 0.00 | 0.00 | 0.00 | 0.00 | 2,000.00 |
| 6942 | QUIZ BOWL | 2,000.00 | 0.00 | 0.00 | 0.00 | 0.00 | 2,000.00 |
| 6951 | PUBLICATIONS-TIGER STRIPES | | | | | | |
| 000 | DISTRICT WIDE | | | | | | |
| 10 6951 000 339 | OTHER TRANSPORTATION SERVICES | 1,200.00 | 0.00 | 0.00 | 0.00 | 0.00 | 1,200.00 |
| 10 6951 000 411 | NON-TECHNOLOGY SUPPLIES | 7,700.00 | 0.00 | 654.98 | 51.95 | 3,345.02 | 3,700.00 |
| | | 8,900.00 | 0.00 | 654.98 | 44.94 | 3,345.02 | 4,900.00 |
| 000 | DISTRICT WIDE | 8,900.00 | 0.00 | 654.98 | 44.94 | 3,345.02 | 4,900.00 |
| 6951 | PUBLICATIONS-TIGER STRIPES | 8,900.00 | 0.00 | 654.98 | 44.94 | 3,345.02 | 4,900.00 |
| 6952 | PUBLICATIONS-YEARBOOK | | | | | | |
| 000 | DISTRICT WIDE | | | | | | |
| 10 6952 000 339 | OTHER TRANSPORTATION SERVICES | 1,200.00 | 0.00 | 0.00 | 0.00 | 0.00 | 1,200.00 |
| 10 6952 000 411 | NON-TECHNOLOGY SUPPLIES | 7,700.00 | 0.00 | 654.98 | 51.95 | 3,345.02 | 3,700.00 |
| | | 8,900.00 | 0.00 | 654.98 | 44.94 | 3,345.02 | 4,900.00 |
| 000 | DISTRICT WIDE | 8,900.00 | 0.00 | 654.98 | 44.94 | 3,345.02 | 4,900.00 |
| 6952 | PUBLICATIONS-TIGER STRIPES | 8,900.00 | 0.00 | 654.98 | 44.94 | 3,345.02 | 4,900.00 |
| 6952 | PUBLICATIONS-YEARBOOK | | | | | | |
| 000 | DISTRICT WIDE | | | | | | |
| 10 6952 000 339 | OTHER TRANSPORTATION SERVICES | 1,200.00 | 0.00 | 0.00 | 0.00 | 0.00 | 1,200.00 |
| 10 6952 000 411 | NON-TECHNOLOGY SUPPLIES | 7,700.00 | 0.00 | 654.98 | 51.95 | 3,345.02 | 3,700.00 |
| | | 8,900.00 | 0.00 | 654.98 | 44.94 | 3,345.02 | 4,900.00 |
| 000 | DISTRICT WIDE | 8,900.00 | 0.00 | 654.98 | 44.94 | 3,345.02 | 4,900.00 |
| 6952 | PUBLICATIONS-TIGER STRIPES | 8,900.00 | 0.00 | 654.98 | 44.94 | 3,345.02 | 4,900.00 |
| 6952 | PUBLICATIONS-YEARBOOK | | | | | | |
| 000 | DISTRICT WIDE | | | | | | |

Expenditure Report by Function
 09/2020

| Account Number | Account Description | Current Budget | Expended During Month | Year to Date Expenditures | % of Budget Expended | Outstanding Encumbrances | Uncommitted Funds |
|-----------------|-------------------------------|----------------|-----------------------|---------------------------|----------------------|--------------------------|-------------------|
| 10 6952 000 339 | OTHER TRANSPORTATION SERVICES | 1,000.00 | 0.00 | 0.00 | 0.00 | 0.00 | 1,000.00 |
| 10 6952 000 411 | NON-TECHNOLOGY SUPPLIES | 25,000.00 | 0.00 | 4,836.00 | 19.34 | 0.00 | 20,164.00 |
| | | 26,000.00 | 0.00 | 4,836.00 | 18.60 | 0.00 | 21,164.00 |
| 000 | DISTRICT WIDE | 26,000.00 | 0.00 | 4,836.00 | 18.60 | 0.00 | 21,164.00 |
| 6952 | PUBLICATIONS-YEARBOOK | 26,000.00 | 0.00 | 4,836.00 | 18.60 | 0.00 | 21,164.00 |
| 6953 | DRAMA | | | | | | |
| 000 | DISTRICT WIDE | | | | | | |
| 10 6953 000 339 | OTHER TRANSPORTATION SERVICES | 3,500.00 | 0.00 | 0.00 | 0.00 | 0.00 | 3,500.00 |
| 10 6953 000 411 | NON-TECHNOLOGY SUPPLIES | 7,500.00 | 0.00 | 0.00 | 5.26 | 394.81 | 7,105.19 |
| 10 6953 000 640 | DUES & FEES | 100.00 | 0.00 | 0.00 | 0.00 | 0.00 | 100.00 |
| | | 11,100.00 | 0.00 | 0.00 | 3.56 | 394.81 | 10,705.19 |
| 000 | DISTRICT WIDE | 11,100.00 | 0.00 | 0.00 | 3.56 | 394.81 | 10,705.19 |
| 600 | MIDDLE SCHOOL | | | | | | |
| 10 6953 600 411 | NON-TECHNOLOGY SUPPLIES | 2,500.00 | 0.00 | 0.00 | 0.00 | 0.00 | 2,500.00 |
| | | 2,500.00 | 0.00 | 0.00 | 0.00 | 0.00 | 2,500.00 |
| 600 | MIDDLE SCHOOL | 2,500.00 | 0.00 | 0.00 | 0.00 | 0.00 | 2,500.00 |
| 6953 | DRAMA | 13,600.00 | 0.00 | 0.00 | 2.90 | 394.81 | 13,205.19 |
| 10 | GENERAL FUND | 22,520,000.00 | 1,716,022.01 | 3,533,178.80 | 15.98 | 65,553.25 | 18,921,267.95 |

Account Number Account Description

Current Budget Expended During Month

Year to Date Expenditures

% of Budget Expended

Outstanding Encumbrances

21 CAPITAL OUTLAY FUND
1111 ELEMENTARY SCHOOLS
511 BUCHANAN ELEMENTARY

| | | | | | | | | |
|-----------------|-----------------------|----------|------|------|------|------|------|----------|
| 21 1111 511 479 | SUPPLIES (NON-CONSUM) | 7,500.00 | 0.00 | 0.00 | 0.00 | 0.00 | 0.00 | 7,500.00 |
| | | 7,500.00 | 0.00 | 0.00 | 0.00 | 0.00 | 0.00 | 7,500.00 |
| | | 7,500.00 | 0.00 | 0.00 | 0.00 | 0.00 | 0.00 | 7,500.00 |
| 511 | BUCHANAN ELEMENTARY | 7,500.00 | 0.00 | 0.00 | 0.00 | 0.00 | 0.00 | 7,500.00 |

512 HURON COLONY ELEMENTARY

| | | | | | | | | |
|-----------------|-------------------------|----------|------|------|------|------|------|----------|
| 21 1111 512 479 | SUPPLIES (NON-CONSUM) | 1,250.00 | 0.00 | 0.00 | 0.00 | 0.00 | 0.00 | 1,250.00 |
| | | 1,250.00 | 0.00 | 0.00 | 0.00 | 0.00 | 0.00 | 1,250.00 |
| | | 1,250.00 | 0.00 | 0.00 | 0.00 | 0.00 | 0.00 | 1,250.00 |
| 512 | HURON COLONY ELEMENTARY | 1,250.00 | 0.00 | 0.00 | 0.00 | 0.00 | 0.00 | 1,250.00 |

514 MADISON ELEMENTARY

| | | | | | | | | |
|-----------------|-----------------------|----------|-------|----------|-------|------|------|----------|
| 21 1111 514 479 | SUPPLIES (NON-CONSUM) | 7,000.00 | 63.78 | 1,600.54 | 22.86 | 0.00 | 0.00 | 5,399.46 |
| | | 7,000.00 | 63.78 | 1,600.54 | 22.86 | 0.00 | 0.00 | 5,399.46 |
| | | 7,000.00 | 63.78 | 1,600.54 | 22.86 | 0.00 | 0.00 | 5,399.46 |
| 514 | MADISON ELEMENTARY | 7,000.00 | 63.78 | 1,600.54 | 22.86 | 0.00 | 0.00 | 5,399.46 |

516 WASHINGTON ELEMENTARY

| | | | | | | | | |
|-----------------|-----------------------|----------|------|------|------|------|------|----------|
| 21 1111 516 479 | SUPPLIES (NON-CONSUM) | 6,000.00 | 0.00 | 0.00 | 0.00 | 0.00 | 0.00 | 6,000.00 |
| | | 6,000.00 | 0.00 | 0.00 | 0.00 | 0.00 | 0.00 | 6,000.00 |
| | | 6,000.00 | 0.00 | 0.00 | 0.00 | 0.00 | 0.00 | 6,000.00 |
| 516 | WASHINGTON ELEMENTARY | 6,000.00 | 0.00 | 0.00 | 0.00 | 0.00 | 0.00 | 6,000.00 |

518 RIVERSIDE COLONY ELEMENTARY

| | | | | | | | | |
|-----------------|-----------------------------|----------|------|------|------|------|------|----------|
| 21 1111 518 479 | SUPPLIES (NON-CONSUM) | 1,250.00 | 0.00 | 0.00 | 0.00 | 0.00 | 0.00 | 1,250.00 |
| | | 1,250.00 | 0.00 | 0.00 | 0.00 | 0.00 | 0.00 | 1,250.00 |
| | | 1,250.00 | 0.00 | 0.00 | 0.00 | 0.00 | 0.00 | 1,250.00 |
| 518 | RIVERSIDE COLONY ELEMENTARY | 1,250.00 | 0.00 | 0.00 | 0.00 | 0.00 | 0.00 | 1,250.00 |

599 ELEMENTARY CURRICULUM

| | | | | | | | | |
|--|--|----------|------|------|------|------|------|----------|
| | | 1,250.00 | 0.00 | 0.00 | 0.00 | 0.00 | 0.00 | 1,250.00 |
|--|--|----------|------|------|------|------|------|----------|

Expenditure Report by Function

09/2020

User ID: PLB

| Account Number | Account Description | Current Budget | Expended During Month | Year to Date Expenditures | % of Budget Expended | Outstanding Encumbrances | Uncommitted Funds |
|---------------------------|------------------------------|----------------|-----------------------|---------------------------|----------------------|--------------------------|-------------------|
| 21 1111 599 421 | PRINTED TEXTBOOKS | 0.00 | (2,533.33) | 0.00 | 0.00 | 0.00 | 0.00 |
| | | 0.00 | (2,533.33) | 0.00 | 0.00 | 0.00 | 0.00 |
| | | 0.00 | (2,533.33) | 0.00 | 0.00 | 0.00 | 0.00 |
| 000 DISTRICT | | | | | | | |
| 001 BUCHANAN | | | | | | | |
| 21 1111 599 421 000 001 | PRINTED TEXTBOOKS | 50,000.00 | 560.00 | 1,404.44 | 2.81 | 0.00 | 48,595.56 |
| 001 BUCHANAN | | 50,000.00 | 560.00 | 1,404.44 | 2.81 | 0.00 | 48,595.56 |
| 004 MADISON | | | | | | | |
| 21 1111 599 421 000 004 | PRINTED TEXTBOOKS | 50,000.00 | 560.00 | 1,404.44 | 2.81 | 0.00 | 48,595.56 |
| 004 MADISON | | 50,000.00 | 560.00 | 1,404.44 | 2.81 | 0.00 | 48,595.56 |
| 006 WASHINGTON | | | | | | | |
| 21 1111 599 421 000 006 | PRINTED TEXTBOOKS | 50,000.00 | 560.00 | 1,404.45 | 2.81 | 0.00 | 48,595.55 |
| 006 WASHINGTON | | 50,000.00 | 560.00 | 1,404.45 | 2.81 | 0.00 | 48,595.55 |
| 000 DISTRICT | | 150,000.00 | 1,680.00 | 4,213.33 | 2.81 | 0.00 | 145,786.67 |
| 599 ELEMENTARY CURRICULUM | | 150,000.00 | (853.33) | 4,213.33 | 2.81 | 0.00 | 145,786.67 |
| 810 TECHNOLOGY | | | | | | | |
| 000 DISTRICT | | | | | | | |
| 001 BUCHANAN | | | | | | | |
| 21 1111 810 471 000 001 | COMPUTER EQUIPMENT (NON-CAP) | 23,000.00 | 0.00 | 0.00 | 0.00 | 0.00 | 23,000.00 |
| 001 BUCHANAN | | 23,000.00 | 0.00 | 0.00 | 0.00 | 0.00 | 23,000.00 |
| 004 MADISON | | | | | | | |
| 21 1111 810 471 000 004 | COMPUTER EQUIPMENT (NON-CAP) | 23,000.00 | 0.00 | 0.00 | 0.00 | 0.00 | 23,000.00 |
| 004 MADISON | | 23,000.00 | 0.00 | 0.00 | 0.00 | 0.00 | 23,000.00 |
| 006 WASHINGTON | | | | | | | |
| 21 1111 810 471 000 006 | COMPUTER EQUIPMENT (NON-CAP) | 23,000.00 | 0.00 | 0.00 | 0.00 | 0.00 | 23,000.00 |
| 006 WASHINGTON | | 23,000.00 | 0.00 | 0.00 | 0.00 | 0.00 | 23,000.00 |
| 000 DISTRICT | | 69,000.00 | 0.00 | 0.00 | 0.00 | 0.00 | 69,000.00 |
| 810 TECHNOLOGY | | 69,000.00 | 0.00 | 0.00 | 0.00 | 0.00 | 69,000.00 |
| 1111 ELEMENTARY SCHOOLS | | 242,000.00 | (789.55) | 5,813.87 | 2.40 | 0.00 | 236,186.13 |
| 1121 MIDDLE SCHOOL | | | | | | | |
| 600 MIDDLE SCHOOL | | | | | | | |
| 21 1121 600 479 | SUPPLIES (NON-CONSUM) | 9,500.00 | 0.00 | 0.00 | 12.37 | 1,174.93 | 8,325.07 |
| | | 9,500.00 | 0.00 | 0.00 | 12.37 | 1,174.93 | 8,325.07 |
| | | 9,500.00 | 0.00 | 0.00 | 12.37 | 1,174.93 | 8,325.07 |
| 600 MIDDLE SCHOOL | | 9,500.00 | 0.00 | 0.00 | 12.37 | 1,174.93 | 8,325.07 |
| 699 MS CURRICULUM | | | | | | | |

09/2020

User ID: PLB

Account Description

Current Budget Expended During Month

Year to Date Expenditures

% of Budget Expended

Outstanding Encumbrances

Uncommitted Funds

21 1121 699 421

PRINTED TEXTBOOKS

75,000.00 4,556.67 9,623.33 12.83 0.00 65,376.67

75,000.00 4,556.67 9,623.33 12.83 0.00 65,376.67

699 MS CURRICULUM

810 TECHNOLOGY

21 1121 810 471

COMPUTER EQUIPMENT (NON-CAP)

35,000.00 430.00 2,254.00 6.44 0.00 32,746.00

35,000.00 430.00 2,254.00 6.44 0.00 32,746.00

810 TECHNOLOGY

1121 MIDDLE SCHOOL

1131 HIGH SCHOOL

700 HIGH SCHOOL

21 1131 700 479

SUPPLIES (NON-CONSUM)

15,500.00 0.00 0.00 0.00 0.00 15,500.00

15,500.00 0.00 0.00 0.00 0.00 15,500.00

700 HIGH SCHOOL

770 VOCATIONAL SCHOOL

21 1131 770 479

SUPPLIES (NON-CONSUM)

5,500.00 0.00 0.00 0.00 0.00 5,500.00

5,500.00 0.00 0.00 0.00 0.00 5,500.00

770 VOCATIONAL SCHOOL

791 PRIDE HIGH

21 1131 791 479

SUPPLIES (NON-CONSUM)

1,000.00 0.00 0.00 0.00 0.00 1,000.00

1,000.00 0.00 0.00 0.00 0.00 1,000.00

791 PRIDE HIGH

799 HS CURRICULUM

21 1131 799 421

PRINTED TEXTBOOKS

100,000.00 17,819.10 24,513.07 24.51 0.00 75,486.93

100,000.00 17,819.10 24,513.07 24.51 0.00 75,486.93

21 1131 799 421

PRINTED TEXTBOOKS

100,000.00 17,819.10 24,513.07 24.51 0.00 75,486.93

100,000.00 17,819.10 24,513.07 24.51 0.00 75,486.93

| Account Number | Account Description | Current Budget | Expended During Month | Year to Date Expenditures | % of Budget Expended | Outstanding Encumbrances | Uncommitted Funds |
|-----------------|--|----------------|-----------------------|---------------------------|----------------------|--------------------------|-------------------|
| 799 | HS CURRICULUM | 100,000.00 | 17,819.10 | 24,513.07 | 24.51 | 0.00 | 75,486.93 |
| 810 | TECHNOLOGY | | | | | | |
| 21 1131 810 471 | COMPUTER EQUIPMENT (NON-CAP) | 12,500.00 | 0.00 | 8,787.60 | 70.30 | 0.00 | 3,712.40 |
| 21 1131 810 472 | COMPUTER SOFTWARE | 6,000.00 | 0.00 | 0.00 | 0.00 | 0.00 | 6,000.00 |
| | | 18,500.00 | 0.00 | 8,787.60 | 47.50 | 0.00 | 9,712.40 |
| | | 18,500.00 | 0.00 | 8,787.60 | 47.50 | 0.00 | 9,712.40 |
| | | 18,500.00 | 0.00 | 8,787.60 | 47.50 | 0.00 | 9,712.40 |
| | | 140,500.00 | 17,819.10 | 33,300.67 | 23.70 | 0.00 | 107,199.33 |
| 810 | TECHNOLOGY | | | | | | |
| 1131 | HIGH SCHOOL | | | | | | |
| 1221 | MILD TO MODERATE DISABILITIES | | | | | | |
| 000 | DISTRICT WIDE | | | | | | |
| 21 1221 000 479 | SUPPLIES (NON-CONSUM) | 1,000.00 | 0.00 | 0.00 | 0.00 | 0.00 | 1,000.00 |
| | | 1,000.00 | 0.00 | 0.00 | 0.00 | 0.00 | 1,000.00 |
| | | 1,000.00 | 0.00 | 0.00 | 0.00 | 0.00 | 1,000.00 |
| | | 1,000.00 | 0.00 | 0.00 | 0.00 | 0.00 | 1,000.00 |
| 800 | OUR HOME PROGRAMS | | | | | | |
| 000 | DISTRICT WIDE | | | | | | |
| 800 | OUR HOME PROGRAMS | | | | | | |
| 21 1221 800 479 | SUPPLIES (NON-CONSUM) | 1,000.00 | 0.00 | 0.00 | 0.00 | 0.00 | 1,000.00 |
| | | 1,000.00 | 0.00 | 0.00 | 0.00 | 0.00 | 1,000.00 |
| | | 1,000.00 | 0.00 | 0.00 | 0.00 | 0.00 | 1,000.00 |
| | | 1,000.00 | 0.00 | 0.00 | 0.00 | 0.00 | 1,000.00 |
| 800 | OUR HOME PROGRAMS | | | | | | |
| 1221 | MILD TO MODERATE DISABILITIES | | | | | | |
| 2212 | INST & CURRICULUM DEVELOPMENT | | | | | | |
| 000 | DISTRICT WIDE | | | | | | |
| 21 2212 000 479 | SUPPLIES (NON-CONSUM) | 1,000.00 | 0.00 | 0.00 | 0.00 | 0.00 | 1,000.00 |
| | | 1,000.00 | 0.00 | 0.00 | 0.00 | 0.00 | 1,000.00 |
| | | 1,000.00 | 0.00 | 0.00 | 0.00 | 0.00 | 1,000.00 |
| | | 1,000.00 | 0.00 | 0.00 | 0.00 | 0.00 | 1,000.00 |
| 000 | DISTRICT WIDE | | | | | | |
| 2212 | INST & CURRICULUM DEVELOPMENT | | | | | | |
| 2222 | LIBRARY SERVICES | | | | | | |
| 000 | DISTRICT WIDE | | | | | | |
| 21 2222 000 479 | SUPPLIES (NON-CONSUM) | 0.00 | 0.00 | 4,659.10 | 0.00 | 0.00 | (4,659.10) |

| Account Number | Account Description | Current Budget | Expended During Month | Year to Date Expenditures | % of Budget Expended | Outstanding Encumbrances | Uncommitted Funds |
|-----------------|-----------------------------|----------------|-----------------------|---------------------------|----------------------|--------------------------|-------------------|
| 21 2222 000 549 | OTHER EQUIPMENT | 5,000.00 | 0.00 | 0.00 | 0.00 | 0.00 | 5,000.00 |
| 000 | DISTRICT WIDE | 5,000.00 | 0.00 | 4,659.10 | 93.18 | 0.00 | 340.90 |
| 511 | BUCHANAN ELEMENTARY | 5,000.00 | 0.00 | 4,659.10 | 93.18 | 0.00 | 340.90 |
| 21 2222 511 560 | LIBRARY MEDIA | 5,000.00 | 341.03 | 829.39 | 17.39 | 40.18 | 4,130.43 |
| 511 | BUCHANAN ELEMENTARY | 5,000.00 | 341.03 | 829.39 | 17.39 | 40.18 | 4,130.43 |
| 512 | HURON COLONY ELEMENTARY | 5,000.00 | 341.03 | 829.39 | 17.39 | 40.18 | 4,130.43 |
| 21 2222 512 560 | LIBRARY MEDIA | 750.00 | 0.00 | 0.00 | 0.00 | 0.00 | 750.00 |
| 512 | HURON COLONY ELEMENTARY | 750.00 | 0.00 | 0.00 | 0.00 | 0.00 | 750.00 |
| 514 | MADISON ELEMENTARY | 750.00 | 0.00 | 0.00 | 0.00 | 0.00 | 750.00 |
| 21 2222 514 560 | LIBRARY MEDIA | 5,000.00 | 534.69 | 534.69 | 10.69 | 0.00 | 4,465.31 |
| 514 | MADISON ELEMENTARY | 5,000.00 | 534.69 | 534.69 | 10.69 | 0.00 | 4,465.31 |
| 516 | WASHINGTON ELEMENTARY | 5,000.00 | 534.69 | 534.69 | 10.69 | 0.00 | 4,465.31 |
| 21 2222 516 560 | LIBRARY MEDIA | 5,000.00 | 0.00 | 0.00 | 0.00 | 0.00 | 5,000.00 |
| 516 | WASHINGTON ELEMENTARY | 5,000.00 | 0.00 | 0.00 | 0.00 | 0.00 | 5,000.00 |
| 518 | RIVERSIDE COLONY ELEMENTARY | 5,000.00 | 0.00 | 0.00 | 0.00 | 0.00 | 5,000.00 |
| 21 2222 518 560 | LIBRARY MEDIA | 750.00 | 0.00 | 0.00 | 0.00 | 36.00 | 714.00 |
| 518 | RIVERSIDE COLONY ELEMENTARY | 750.00 | 0.00 | 0.00 | 0.00 | 36.00 | 714.00 |
| 600 | MIDDLE SCHOOL | 750.00 | 0.00 | 0.00 | 0.00 | 36.00 | 714.00 |

09/2020

User ID: PLB

Account Number Account Description Current Budget Expended During Month Year to Date Expenditures % of Budget Expended Outstanding Encumbrances Uncommitted Funds

| | | | | | | | |
|--------------------------------------|------------------------------|-----------|----------|-----------|--------|-------|------------|
| 21 2222 600 560 | LIBRARY MEDIA | 7,500.00 | 565.00 | 565.00 | 7.53 | 0.00 | 6,935.00 |
| | | 7,500.00 | 565.00 | 565.00 | 7.53 | 0.00 | 6,935.00 |
| 600 MIDDLE SCHOOL | | 7,500.00 | 565.00 | 565.00 | 7.53 | 0.00 | 6,935.00 |
| 700 HIGH SCHOOL | | | | | | | |
| 21 2222 700 560 | LIBRARY MEDIA | 10,000.00 | 0.00 | 0.00 | 0.00 | 0.00 | 10,000.00 |
| | | 10,000.00 | 0.00 | 0.00 | 0.00 | 0.00 | 10,000.00 |
| 700 HIGH SCHOOL | | 10,000.00 | 0.00 | 0.00 | 0.00 | 0.00 | 10,000.00 |
| 2222 LIBRARY SERVICES | | 10,000.00 | 0.00 | 0.00 | 0.00 | 0.00 | 10,000.00 |
| 2227 TECHNOLOGY IN SCHOOL | | | | | | | |
| 000 DISTRICT WIDE | | 39,000.00 | 1,440.72 | 6,588.18 | 17.09 | 76.18 | 32,335.64 |
| 21 2227 000 471 | COMPUTER EQUIPMENT (NON-CAP) | 40,000.00 | 0.00 | 1,994.75 | 4.99 | 0.00 | 38,005.25 |
| 21 2227 000 472 | COMPUTER SOFTWARE | 25,000.00 | 417.31 | 29,535.31 | 118.14 | 0.00 | (4,535.31) |
| | | 65,000.00 | 417.31 | 31,530.06 | 48.51 | 0.00 | 33,469.94 |
| 000 DISTRICT WIDE | | 65,000.00 | 417.31 | 31,530.06 | 48.51 | 0.00 | 33,469.94 |
| 2227 TECHNOLOGY IN SCHOOL | | 65,000.00 | 417.31 | 31,530.06 | 48.51 | 0.00 | 33,469.94 |
| 2311 BOARD OF EDUCATION | | | | | | | |
| 000 DISTRICT WIDE | | 2,500.00 | 0.00 | 0.00 | 0.00 | 0.00 | 2,500.00 |
| | | 2,500.00 | 0.00 | 0.00 | 0.00 | 0.00 | 2,500.00 |
| 2311 DISTRICT WIDE | | 2,500.00 | 0.00 | 0.00 | 0.00 | 0.00 | 2,500.00 |
| 2311 BOARD OF EDUCATION | | 2,500.00 | 0.00 | 0.00 | 0.00 | 0.00 | 2,500.00 |
| 2321 OFFICE OF SUPERINTENDENT | | | | | | | |
| 000 DISTRICT WIDE | | 1,000.00 | 0.00 | 0.00 | 0.00 | 0.00 | 1,000.00 |
| | | 1,000.00 | 0.00 | 0.00 | 0.00 | 0.00 | 1,000.00 |
| 21 2321 000 479 | SUPPLIES (NON-CONSUM) | 1,000.00 | 0.00 | 0.00 | 0.00 | 0.00 | 1,000.00 |

Expenditure Report by Function
 09/2020

| Account Number | Account Description | Current Budget | Expended During Month | Year to Date Expenditures | % of Budget Expended | Outstanding Encumbrances | Uncommitted Funds |
|----------------|--------------------------------|----------------|-----------------------|---------------------------|----------------------|--------------------------|-------------------|
| 000 | DISTRICT WIDE | 1,000.00 | 0.00 | 0.00 | 0.00 | 0.00 | 1,000.00 |
| 2321 | OFFICE OF SUPERINTENDENT | 1,000.00 | 0.00 | 0.00 | 0.00 | 0.00 | 1,000.00 |
| 2490 | OTHER SUPPORT SERVICES-SCH ADM | | | | | | |
| 000 | DISTRICT WIDE | 3,500.00 | 0.00 | 0.00 | 0.00 | 0.00 | 3,500.00 |
| 21 | 2490 000 479 | 3,500.00 | 0.00 | 0.00 | 0.00 | 0.00 | 3,500.00 |
| | SUPPLIES (NON-CONSUM) | 3,500.00 | 0.00 | 0.00 | 0.00 | 0.00 | 3,500.00 |
| 000 | DISTRICT WIDE | 3,500.00 | 0.00 | 0.00 | 0.00 | 0.00 | 3,500.00 |
| 350 | ESL | | | | | | |
| 2490 | OTHER SUPPORT SERVICES-SCH ADM | 1,000.00 | 0.00 | 658.20 | 65.82 | 0.00 | 341.80 |
| 2529 | FISCAL SERVICES | 1,000.00 | 0.00 | 658.20 | 65.82 | 0.00 | 341.80 |
| 000 | DISTRICT WIDE | 1,000.00 | 0.00 | 658.20 | 65.82 | 0.00 | 341.80 |
| 350 | ESL | 1,000.00 | 0.00 | 658.20 | 65.82 | 0.00 | 341.80 |
| 2490 | OTHER SUPPORT SERVICES-SCH ADM | 4,500.00 | 0.00 | 658.20 | 14.63 | 0.00 | 3,841.80 |
| 2529 | FISCAL SERVICES | | | | | | |
| 000 | DISTRICT WIDE | 2,500.00 | 0.00 | 0.00 | 0.00 | 0.00 | 2,500.00 |
| 21 | 2529 000 479 | 2,500.00 | 0.00 | 0.00 | 0.00 | 0.00 | 2,500.00 |
| | SUPPLIES (NON-CONSUM) | 2,500.00 | 0.00 | 0.00 | 0.00 | 0.00 | 2,500.00 |
| 000 | DISTRICT WIDE | 2,500.00 | 0.00 | 0.00 | 0.00 | 0.00 | 2,500.00 |
| 2529 | FISCAL SERVICES | 2,500.00 | 0.00 | 0.00 | 0.00 | 0.00 | 2,500.00 |
| 2535 | CONSTRUCTION AND IMPROVEMENTS | | | | | | |
| 000 | DISTRICT WIDE | 0.00 | 0.00 | 7,871.41 | 0.00 | 0.00 | (7,871.41) |
| 21 | 2535 000 323 | 0.00 | 0.00 | 7,871.41 | 0.00 | 0.00 | (7,871.41) |
| | REPAIRS & MTNCE | 0.00 | 0.00 | 7,871.41 | 0.00 | 0.00 | (7,871.41) |
| 000 | DISTRICT WIDE | 0.00 | 0.00 | 7,871.41 | 0.00 | 0.00 | (7,871.41) |
| 700 | HIGH SCHOOL | | | | | | |
| 21 | 2535 700 319 | 0.00 | 21,844.80 | 78,577.55 | 0.00 | 0.00 | (78,577.55) |
| 21 | 2535 700 323 | 0.00 | 6,694.43 | 16,798.28 | 0.00 | 2,150.00 | (18,948.28) |
| | PROFESSIONAL SERVICES | | | | | | |
| | REPAIRS & MTNCE | | | | | | |

| Account Number | Account Description | Current Budget | Expended During Month | Year to Date Expenditures | % of Budget Expended | Outstanding Encumbrances | Uncommitted Funds |
|-----------------|--|----------------|-----------------------|---------------------------|----------------------|--------------------------|-------------------|
| 21 2535 700 479 | SUPPLIES (NON-CONSUM) | 0.00 | 149.98 | 2,426.94 | 0.00 | 0.00 | (2,426.94) |
| 21 2535 700 520 | BUILDINGS | 2,500,000.00 | 61,180.67 | 965,361.09 | 38.61 | 0.00 | 1,534,638.91 |
| 700 | HIGH SCHOOL | 2,500,000.00 | 89,869.88 | 1,063,163.86 | 42.61 | 2,150.00 | 1,434,686.14 |
| 2535 | CONSTRUCTION AND IMPROVEMENTS | 2,500,000.00 | 89,869.88 | 1,063,163.86 | 42.61 | 2,150.00 | 1,434,686.14 |
| 2541 | OPER & MAINTENANCE DIRECTOR | 2,500,000.00 | 89,869.88 | 1,063,163.86 | 42.61 | 2,150.00 | 1,434,686.14 |
| 000 | DISTRICT WIDE | 2,500,000.00 | 89,869.88 | 1,071,035.27 | 42.93 | 2,150.00 | 1,426,814.73 |
| 21 2541 000 479 | SUPPLIES (NON-CONSUM) | 1,000.00 | 0.00 | 0.00 | 0.00 | 0.00 | 1,000.00 |
| 000 | DISTRICT WIDE | 1,000.00 | 0.00 | 0.00 | 0.00 | 0.00 | 1,000.00 |
| 2541 | OPER & MAINTENANCE DIRECTOR | 1,000.00 | 0.00 | 0.00 | 0.00 | 0.00 | 1,000.00 |
| 2542 | CARE/UPKEEP OF BUILDINGS | 200,000.00 | 0.00 | 9,029.72 | 4.51 | 0.00 | 190,970.28 |
| 000 | DISTRICT WIDE | 200,000.00 | 0.00 | 9,029.72 | 4.51 | 0.00 | 190,970.28 |
| 21 2542 000 323 | REPAIRS & MTNCE | 200,000.00 | 0.00 | 9,029.72 | 4.51 | 0.00 | 190,970.28 |
| 000 | DISTRICT WIDE | 200,000.00 | 0.00 | 9,029.72 | 4.51 | 0.00 | 190,970.28 |
| 2542 | CARE/UPKEEP OF BUILDINGS | 200,000.00 | 0.00 | 9,029.72 | 4.51 | 0.00 | 190,970.28 |
| 2543 | CARE/UPKEEP OF GROUNDS | 200,000.00 | 0.00 | 9,029.72 | 4.51 | 0.00 | 190,970.28 |
| 000 | DISTRICT WIDE | 200,000.00 | 0.00 | 9,029.72 | 4.51 | 0.00 | 190,970.28 |
| 21 2543 000 323 | REPAIRS & MTNCE | 100,000.00 | 0.00 | 7,912.50 | 7.91 | 0.00 | 92,087.50 |
| 000 | DISTRICT WIDE | 100,000.00 | 0.00 | 7,912.50 | 7.91 | 0.00 | 92,087.50 |
| 2543 | CARE/UPKEEP OF GROUNDS | 100,000.00 | 0.00 | 7,912.50 | 7.91 | 0.00 | 92,087.50 |
| 2551 | PUPIL TRANSPORTATION DIRECTOR | 100,000.00 | 0.00 | 7,912.50 | 7.91 | 0.00 | 92,087.50 |
| 000 | DISTRICT WIDE | 100,000.00 | 0.00 | 7,912.50 | 7.91 | 0.00 | 92,087.50 |
| 21 2551 000 479 | SUPPLIES (NON-CONSUM) | 1,000.00 | 0.00 | 0.00 | 0.00 | 0.00 | 1,000.00 |
| 000 | DISTRICT WIDE | 1,000.00 | 0.00 | 0.00 | 0.00 | 0.00 | 1,000.00 |
| 2551 | PUPIL TRANSPORTATION DIRECTOR | 1,000.00 | 0.00 | 0.00 | 0.00 | 0.00 | 1,000.00 |

| Account Description | Current Budget | Expended During Month | Year to Date Expenditures | % of Budget Expended | Outstanding Encumbrances | Uncommitted Funds |
|---|----------------|-----------------------|---------------------------|----------------------|--------------------------|-------------------|
| 000 DISTRICT WIDE | 1,000.00 | 0.00 | 0.00 | 0.00 | 0.00 | 1,000.00 |
| 2551 PUPIL TRANSPORTATION DIRECTOR | 1,000.00 | 0.00 | 0.00 | 0.00 | 0.00 | 1,000.00 |
| 2552 VEHICLE OPERATION SERVICES | | | | | | |
| 000 DISTRICT WIDE | | | | | | |
| 21 2552 000 472 COMPUTER SOFTWARE | 6,000.00 | 0.00 | 0.00 | 0.00 | 0.00 | 6,000.00 |
| 21 2552 000 550 VEHICLES (LICENSED) | 180,000.00 | 0.00 | 86,457.63 | 100.53 | 94,500.00 | (957.63) |
| | 186,000.00 | 0.00 | 86,457.63 | 97.29 | 94,500.00 | 5,042.37 |
| | 186,000.00 | 0.00 | 86,457.63 | 97.29 | 94,500.00 | 5,042.37 |
| | 186,000.00 | 0.00 | 86,457.63 | 97.29 | 94,500.00 | 5,042.37 |
| 000 DISTRICT WIDE | 186,000.00 | 0.00 | 86,457.63 | 97.29 | 94,500.00 | 5,042.37 |
| 2552 VEHICLE OPERATION SERVICES | 186,000.00 | 0.00 | 86,457.63 | 97.29 | 94,500.00 | 5,042.37 |
| 2569 FOOD SERVICES | | | | | | |
| 000 DISTRICT WIDE | | | | | | |
| 21 2569 000 549 OTHER EQUIPMENT | 12,500.00 | 2,200.00 | 2,200.00 | 17.60 | 0.00 | 10,300.00 |
| | 12,500.00 | 2,200.00 | 2,200.00 | 17.60 | 0.00 | 10,300.00 |
| | 12,500.00 | 2,200.00 | 2,200.00 | 17.60 | 0.00 | 10,300.00 |
| 000 DISTRICT WIDE | 12,500.00 | 2,200.00 | 2,200.00 | 17.60 | 0.00 | 10,300.00 |
| 2569 FOOD SERVICES | 12,500.00 | 2,200.00 | 2,200.00 | 17.60 | 0.00 | 10,300.00 |
| 2574 PRINTING-DUPLICATING SVC | | | | | | |
| 000 DISTRICT WIDE | | | | | | |
| 21 2574 000 479 SUPPLIES (NON-CONSUM) | 12,500.00 | 0.00 | 0.00 | 0.00 | 0.00 | 12,500.00 |
| 21 2574 000 549 OTHER EQUIPMENT | 0.00 | 6,325.00 | 6,325.00 | 0.00 | 0.00 | (6,325.00) |
| | 12,500.00 | 6,325.00 | 6,325.00 | 50.60 | 0.00 | 6,175.00 |
| | 12,500.00 | 6,325.00 | 6,325.00 | 50.60 | 0.00 | 6,175.00 |
| 000 DISTRICT WIDE | 12,500.00 | 6,325.00 | 6,325.00 | 50.60 | 0.00 | 6,175.00 |
| 2574 PRINTING-DUPLICATING SVC | 12,500.00 | 6,325.00 | 6,325.00 | 50.60 | 0.00 | 6,175.00 |
| 5000 DEBT SERVICE | | | | | | |
| 000 DISTRICT WIDE | | | | | | |
| 21 5000 000 611 REDEMPTION OF PRINCIPAL | 1,115,000.00 | 30,000.00 | 310,940.00 | 27.89 | 0.00 | 804,060.00 |
| 21 5000 000 612 INTEREST | 348,000.00 | 0.00 | 97,893.13 | 28.13 | 0.00 | 250,106.87 |
| 21 5000 000 613 FISCAL AGENT FEES | 1,000.00 | 0.00 | 0.00 | 0.00 | 0.00 | 1,000.00 |
| | 1,464,000.00 | 30,000.00 | 408,833.13 | 27.93 | 0.00 | 1,055,166.87 |
| | 1,464,000.00 | 30,000.00 | 408,833.13 | 27.93 | 0.00 | 1,055,166.87 |

6910 COMBINED CO-CURR ACTIVITIES
000 DISTRICT WIDE

21 6910 000 479 SUPPLIES (NON-CONSUM)

000 DISTRICT WIDE
6910 COMBINED CO-CURR ACTIVITIES

6931 ELEMENTARY MUSIC
000 DISTRICT WIDE

21 6931 000 479 SUPPLIES (NON-CONSUM)
21 6931 000 549 OTHER EQUIPMENT

000 DISTRICT WIDE
6931 ELEMENTARY MUSIC

8110 TRANSFER OUT
000 DISTRICT WIDE

21 8110 000 690 TRANSFER OUT

000 DISTRICT WIDE
8110 TRANSFER OUT

21 CAPITAL OUTLAY FUND

Expenditure Report by Function
 09/2020

| Account Number | Account Description | Current Budget | Expended During Month | Year to Date Expenditures | % of Budget Expended | Outstanding Encumbrances | Uncommitted Funds |
|------------------------|------------------------------------|----------------|-----------------------|---------------------------|----------------------|--------------------------|-------------------|
| 000 | DISTRICT WIDE | 1,464,000.00 | 30,000.00 | 408,833.13 | 27.93 | 0.00 | 1,055,166.87 |
| 5000 | DEBT SERVICE | 1,464,000.00 | 30,000.00 | 408,833.13 | 27.93 | 0.00 | 1,055,166.87 |
| 6910 | COMBINED CO-CURR ACTIVITIES | | | | | | |
| 000 | DISTRICT WIDE | | | | | | |
| 21 6910 000 479 | SUPPLIES (NON-CONSUM) | 10,000.00 | 0.00 | 0.00 | 0.00 | 0.00 | 10,000.00 |
| 000 | DISTRICT WIDE | 10,000.00 | 0.00 | 0.00 | 0.00 | 0.00 | 10,000.00 |
| 6910 | COMBINED CO-CURR ACTIVITIES | 10,000.00 | 0.00 | 0.00 | 0.00 | 0.00 | 10,000.00 |
| 6931 | ELEMENTARY MUSIC | | | | | | |
| 000 | DISTRICT WIDE | | | | | | |
| 21 6931 000 479 | SUPPLIES (NON-CONSUM) | 10,000.00 | 0.00 | 0.00 | 0.00 | 0.00 | 10,000.00 |
| 21 6931 000 549 | OTHER EQUIPMENT | 0.00 | 0.00 | 1,150.00 | 0.00 | 0.00 | (1,150.00) |
| 000 | DISTRICT WIDE | 10,000.00 | 0.00 | 1,150.00 | 11.50 | 0.00 | 8,850.00 |
| 6931 | ELEMENTARY MUSIC | 10,000.00 | 0.00 | 1,150.00 | 11.50 | 0.00 | 8,850.00 |
| 8110 | TRANSFER OUT | | | | | | |
| 000 | DISTRICT WIDE | | | | | | |
| 21 8110 000 690 | TRANSFER OUT | 559,500.00 | 0.00 | 0.00 | 0.00 | 0.00 | 559,500.00 |
| 000 | DISTRICT WIDE | 559,500.00 | 0.00 | 0.00 | 0.00 | 0.00 | 559,500.00 |
| 8110 | TRANSFER OUT | 559,500.00 | 0.00 | 0.00 | 0.00 | 0.00 | 559,500.00 |
| 21 | CAPITAL OUTLAY FUND | 5,676,000.00 | 152,269.13 | 1,682,711.56 | 31.37 | 97,901.11 | 3,895,387.33 |

Expenditure Report by Function
 09/2020

| Account Number | Account Description | Current Budget | Expended During Month | Year to Date Expenditures | % of Budget Expended | Outstanding Encumbrances | Uncommitted Funds |
|-------------------------|--------------------------------------|-------------------|-----------------------|---------------------------|----------------------|--------------------------|-------------------|
| 22 | SPECIAL EDUCATION FUND | | | | | | |
| 1221 | MILD TO MODERATE DISABILITIES | | | | | | |
| 000 | DISTRICT WIDE | | | | | | |
| 22 1221 000 111 | CERTIFIED SALARIES | 250,000.00 | 18,213.16 | 18,213.16 | 7.29 | 0.00 | 231,786.84 |
| 22 1221 000 112 | PARAPROFSSIONAL SALARIES | 85,000.00 | 5,873.91 | 5,873.91 | 6.91 | 0.00 | 79,126.09 |
| 22 1221 000 125 | SUBSTITUTE SALARIES | 6,200.00 | 1,910.00 | 1,910.00 | 30.81 | 0.00 | 4,290.00 |
| 22 1221 000 210 | SOCIAL SECURITY | 26,200.00 | 1,682.58 | 1,682.58 | 6.42 | 0.00 | 24,517.42 |
| 22 1221 000 220 | RETIREMENT | 20,500.00 | 1,420.70 | 1,420.70 | 6.93 | 0.00 | 19,079.30 |
| 22 1221 000 230 | HEALTH INSURANCE | 45,000.00 | 2,754.78 | 3,473.86 | 7.72 | 0.00 | 41,526.14 |
| 22 1221 000 240 | WORKMENS COMPENSATION | 2,100.00 | 102.18 | 76.84 | 3.66 | 0.00 | 2,023.16 |
| 22 1221 000 319 | PROFESSIONAL SERVICES | 2,000.00 | 0.00 | 1,000.00 | 50.00 | 0.00 | 1,000.00 |
| 22 1221 000 334 | TRAVEL | 1,500.00 | 0.00 | 0.00 | 0.00 | 0.00 | 1,500.00 |
| 22 1221 000 340 | COMMUNICATION | 500.00 | 326.76 | 530.28 | 106.06 | 0.00 | (30.28) |
| 22 1221 000 411 | NON-TECHNOLOGY SUPPLIES | 4,000.00 | 0.00 | 418.87 | 10.47 | 0.00 | 3,581.13 |
| 22 1221 000 412 | TECHNOLOGY SUPPLIES | 1,000.00 | 0.00 | 0.00 | 0.00 | 0.00 | 1,000.00 |
| 000 | DISTRICT WIDE | 444,000.00 | 32,284.07 | 34,600.20 | 7.79 | 0.00 | 409,399.80 |
| 301 | STATE | 444,000.00 | 32,284.07 | 34,600.20 | 7.79 | 0.00 | 409,399.80 |
| 000 | DISTRICT WIDE | 444,000.00 | 32,284.07 | 34,600.20 | 7.79 | 0.00 | 409,399.80 |
| 22 1221 301 111 | CERTIFIED SALARIES | 275,000.00 | 8,820.34 | 12,924.88 | 4.70 | 0.00 | 262,075.12 |
| 22 1221 301 112 | PARAPROFSSIONAL SALARIES | 95,000.00 | 0.00 | 0.00 | 0.00 | 0.00 | 95,000.00 |
| 22 1221 301 125 | SUBSTITUTE SALARIES | 6,200.00 | 0.00 | 0.00 | 0.00 | 0.00 | 6,200.00 |
| 22 1221 301 210 | SOCIAL SECURITY | 28,800.00 | 616.54 | 928.72 | 3.22 | 0.00 | 27,871.28 |
| 22 1221 301 220 | RETIREMENT | 22,600.00 | 497.71 | 743.98 | 3.29 | 0.00 | 21,856.02 |
| 22 1221 301 230 | HEALTH INSURANCE | 45,000.00 | 1,674.69 | 1,762.29 | 3.92 | 0.00 | 43,237.71 |
| 22 1221 301 240 | WORKERS' COMPENSATION | 2,100.00 | 29.29 | 42.92 | 2.04 | 0.00 | 2,057.08 |
| 22 1221 301 319 | PROFESSIONAL SERVICES | 2,000.00 | 0.00 | 1,000.00 | 50.00 | 0.00 | 1,000.00 |
| 22 1221 301 334 | TRAVEL | 1,500.00 | 0.00 | 0.00 | 0.00 | 0.00 | 1,500.00 |
| 22 1221 301 340 | COMMUNICATION | 500.00 | 0.00 | 0.00 | 0.00 | 0.00 | 500.00 |
| 22 1221 301 411 | NON-TECHNOLOGY SUPPLIES | 4,000.00 | 0.00 | 0.00 | 0.00 | 0.00 | 4,000.00 |
| 22 1221 301 412 | TECHNOLOGY SUPPLIES | 1,000.00 | 0.00 | 0.00 | 0.00 | 0.00 | 1,000.00 |
| 000 | DISTRICT WIDE | 483,700.00 | 11,638.57 | 17,402.79 | 3.60 | 0.00 | 466,297.21 |
| 301 | STATE | 483,700.00 | 11,638.57 | 17,402.79 | 3.60 | 0.00 | 466,297.21 |
| 000 | DISTRICT WIDE | 483,700.00 | 11,638.57 | 17,402.79 | 3.60 | 0.00 | 466,297.21 |
| 901 | IDEA PART B-PRIVATE | | | | | | |
| 000 | DISTRICT | | | | | | |
| 005 | HOLY TRINITY | | | | | | |
| 22 1221 901 111 000 005 | CERTIFIED SALARIES | 10,000.00 | 577.87 | 577.87 | 5.78 | 0.00 | 9,422.13 |

| Account Number | Account Description | Current Budget | Expended During Month | Year to Date Expenditures | % of Budget Expended | Outstanding Encumbrances | Uncommitted Funds |
|------------------------------|---------------------------|----------------|-----------------------|---------------------------|----------------------|--------------------------|-------------------|
| 22 1221 901 125 000 005 | SUBSTITUTE SALARIES | 100.00 | 0.00 | 0.00 | 0.00 | 0.00 | 100.00 |
| 22 1221 901 210 000 005 | SOCIAL SECURITY | 800.00 | 43.06 | 43.06 | 5.38 | 0.00 | 756.94 |
| 22 1221 901 220 000 005 | RETIREMENT | 700.00 | 34.67 | 34.67 | 4.95 | 0.00 | 665.33 |
| 22 1221 901 230 000 005 | HEALTH INSURANCE | 1,500.00 | 110.36 | 110.36 | 7.36 | 0.00 | 1,389.64 |
| 22 1221 901 240 000 005 | WORKERS' COMPENSATION | 100.00 | 1.92 | 0.42 | 0.42 | 0.00 | 99.58 |
| 22 1221 901 411 000 005 | NON-TECHNOLOGY SUPPLIES | 3,000.00 | 0.00 | 0.00 | 0.00 | 0.00 | 3,000.00 |
| 22 1221 901 412 000 005 | TECHNOLOGY SUPPLIES | 500.00 | 0.00 | 0.00 | 0.00 | 0.00 | 500.00 |
| 005 HOLY TRINITY | | 16,700.00 | 767.88 | 766.38 | 4.59 | 0.00 | 15,933.62 |
| 011 JAMES VALLEY | | | | | | | |
| 22 1221 901 111 000 011 | CERTIFIED SALARIES | 10,000.00 | 577.87 | 577.87 | 5.78 | 0.00 | 9,422.13 |
| 22 1221 901 125 000 011 | SUBSTITUTE SALARIES | 100.00 | 0.00 | 0.00 | 0.00 | 0.00 | 100.00 |
| 22 1221 901 210 000 011 | SOCIAL SECURITY | 800.00 | 43.07 | 43.07 | 5.38 | 0.00 | 756.93 |
| 22 1221 901 220 000 011 | RETIREMENT | 700.00 | 34.68 | 34.68 | 4.95 | 0.00 | 665.32 |
| 22 1221 901 230 000 011 | HEALTH INSURANCE | 1,500.00 | 110.36 | 110.36 | 7.36 | 0.00 | 1,389.64 |
| 22 1221 901 240 000 011 | WORKERS' COMPENSATION | 100.00 | 1.92 | 0.42 | 0.42 | 0.00 | 99.58 |
| 22 1221 901 411 000 011 | NON-TECHNOLOGY SUPPLIES | 3,000.00 | 0.00 | 0.00 | 0.00 | 0.00 | 3,000.00 |
| 22 1221 901 412 000 011 | TECHNOLOGY SUPPLIES | 500.00 | 0.00 | 0.00 | 0.00 | 0.00 | 500.00 |
| 011 JAMES VALLEY | | 16,700.00 | 767.90 | 766.40 | 4.59 | 0.00 | 15,933.60 |
| 000 DISTRICT | | 33,400.00 | 1,535.78 | 1,532.78 | 4.59 | 0.00 | 31,867.22 |
| 901 IDEA PART B-PRIVATE | | 33,400.00 | 1,535.78 | 1,532.78 | 4.59 | 0.00 | 31,867.22 |
| 902 IDEA BART B | | | | | | | |
| 22 1221 902 111 | CERTIFIED SALARIES | 310,000.00 | 24,321.61 | 28,394.54 | 9.16 | 0.00 | 281,605.46 |
| 22 1221 902 112 | PARAPROFESSIONAL SALARIES | 165,000.00 | 6,657.44 | 6,657.44 | 4.03 | 0.00 | 158,342.56 |
| 22 1221 902 125 | SUBSTITUTE SALARIES | 14,000.00 | 595.43 | 595.43 | 4.25 | 0.00 | 13,404.57 |
| 22 1221 902 210 | SOCIAL SECURITY | 37,500.00 | 2,334.96 | 2,644.73 | 7.05 | 0.00 | 34,855.27 |
| 22 1221 902 220 | RETIREMENT | 29,400.00 | 1,858.75 | 2,103.12 | 7.15 | 0.00 | 27,296.88 |
| 22 1221 902 230 | HEALTH INSURANCE | 77,000.00 | 4,781.16 | 4,913.66 | 6.38 | 0.00 | 72,086.34 |
| 22 1221 902 240 | WORKERS' COMPENSATION | 2,800.00 | 107.98 | 34.73 | 1.24 | 0.00 | 2,765.27 |
| 902 IDEA BART B | | 635,700.00 | 40,657.33 | 45,343.65 | 7.13 | 0.00 | 590,356.35 |
| 909 18-21 TRANSITION PROGRAM | | 635,700.00 | 40,657.33 | 45,343.65 | 7.13 | 0.00 | 590,356.35 |
| 22 1221 909 111 | CERTIFIED SALARIES | 50,000.00 | 0.00 | 0.00 | 0.00 | 0.00 | 50,000.00 |
| 22 1221 909 112 | PARAPROFESSIONAL SALARIES | 25,000.00 | 0.00 | 0.00 | 0.00 | 0.00 | 25,000.00 |
| 22 1221 909 125 | SUBSTITUTE SALARIES | 5,000.00 | 0.00 | 0.00 | 0.00 | 0.00 | 5,000.00 |
| 22 1221 909 210 | SOCIAL SECURITY | 6,200.00 | 0.00 | 0.00 | 0.00 | 0.00 | 6,200.00 |
| 22 1221 909 220 | RETIREMENT | 4,800.00 | 0.00 | 0.00 | 0.00 | 0.00 | 4,800.00 |
| 22 1221 909 230 | HEALTH INSURANCE | 10,000.00 | 0.00 | 0.00 | 0.00 | 0.00 | 10,000.00 |
| 22 1221 909 240 | WORKERS' COMPENSATION | 1,000.00 | 0.00 | 0.00 | 0.00 | 0.00 | 1,000.00 |

| Account Number | Account Description | Current Budget | Expended During Month | Year to Date Expenditures | % of Budget Expended | Outstanding Encumbrances | Uncommitted Funds |
|-----------------|-------------------------------|----------------|-----------------------|---------------------------|----------------------|--------------------------|-------------------|
| 22 1221 909 325 | RENTALS | 0.00 | 600.00 | 2,400.00 | 0.00 | 0.00 | (2,400.00) |
| 22 1221 909 334 | TRAVEL | 11,000.00 | 0.00 | 0.00 | 0.00 | 0.00 | 11,000.00 |
| 22 1221 909 340 | COMMUNICATION | 3,000.00 | 0.00 | 0.00 | 0.00 | 0.00 | 3,000.00 |
| 22 1221 909 411 | NON-TECHNOLOGY SUPPLIES | 7,000.00 | 161.25 | 1,257.05 | 17.96 | 0.00 | 5,742.95 |
| 22 1221 909 412 | TECHNOLOGY SUPPLIES | 7,000.00 | 1,665.84 | 2,159.48 | 30.85 | 0.00 | 4,840.52 |
| | | 130,000.00 | 2,427.09 | 5,816.53 | 4.47 | 0.00 | 124,183.47 |
| 909 | 18-21 TRANSITION PROGRAM | 130,000.00 | 2,427.09 | 5,816.53 | 4.47 | 0.00 | 124,183.47 |
| 1221 | MILD TO MODERATE DISABILITIES | 130,000.00 | 2,427.09 | 5,816.53 | 4.47 | 0.00 | 124,183.47 |
| 1222 | SEVERE DISABILITIES | 1,726,800.00 | 88,542.84 | 104,695.95 | 6.06 | 0.00 | 1,622,104.05 |
| 000 | DISTRICT WIDE | | | | | | |
| 22 1222 000 111 | CERTIFIED SALARIES | 110,000.00 | 8,783.91 | 8,783.91 | 7.99 | 0.00 | 101,216.09 |
| 22 1222 000 125 | SUBSTITUTE SALARIES | 6,000.00 | 80.00 | 80.00 | 1.33 | 0.00 | 5,920.00 |
| 22 1222 000 210 | SOCIAL SECURITY | 8,900.00 | 608.29 | 608.29 | 6.83 | 0.00 | 8,291.71 |
| 22 1222 000 220 | RETIREMENT | 7,000.00 | 527.03 | 527.03 | 7.53 | 0.00 | 6,472.97 |
| 22 1222 000 230 | HEALTH INSURANCE | 23,000.00 | 1,839.10 | 1,839.10 | 8.00 | 0.00 | 21,160.90 |
| 22 1222 000 240 | WORKMENS COMPENSATION | 1,200.00 | 29.42 | 7.14 | 0.60 | 0.00 | 1,192.86 |
| 22 1222 000 319 | PROFESSIONAL SERVICES | 1,000.00 | 0.00 | 500.00 | 50.00 | 0.00 | 500.00 |
| 22 1222 000 334 | TRAVEL | 1,000.00 | 0.00 | 0.00 | 0.00 | 0.00 | 1,000.00 |
| 22 1222 000 411 | NON-TECHNOLOGY SUPPLIES | 1,900.00 | 106.00 | 2,015.08 | 106.98 | 17.60 | (132.68) |
| 22 1222 000 412 | TECHNOLOGY SUPPLIES | 500.00 | 0.00 | 0.00 | 0.00 | 0.00 | 500.00 |
| | | 160,500.00 | 11,973.75 | 14,360.55 | 8.96 | 17.60 | 146,121.85 |
| | | 160,500.00 | 11,973.75 | 14,360.55 | 8.96 | 17.60 | 146,121.85 |
| 000 | DISTRICT WIDE | 160,500.00 | 11,973.75 | 14,360.55 | 8.96 | 17.60 | 146,121.85 |
| 301 | STATE | | | | | | |
| 22 1222 301 111 | CERTIFIED SALARIES | 430,000.00 | 28,684.60 | 32,684.38 | 7.60 | 0.00 | 397,315.62 |
| 22 1222 301 112 | PARAPROFESSIONAL SALARIES | 667,000.00 | 28,999.10 | 28,999.10 | 4.35 | 0.00 | 638,000.90 |
| 22 1222 301 125 | SUBSTITUTE SALARIES | 34,000.00 | 3,404.39 | 3,404.39 | 10.01 | 0.00 | 30,595.61 |
| 22 1222 301 210 | SOCIAL SECURITY | 86,600.00 | 4,558.86 | 4,864.85 | 5.62 | 0.00 | 81,735.15 |
| 22 1222 301 220 | RETIREMENT | 67,900.00 | 3,461.04 | 3,701.03 | 5.45 | 0.00 | 64,198.97 |
| 22 1222 301 230 | HEALTH INSURANCE | 185,000.00 | 4,091.99 | 4,397.59 | 2.38 | 0.00 | 180,602.41 |
| 22 1222 301 240 | WORKERS' COMPENSATION | 3,000.00 | 203.90 | 151.98 | 5.07 | 0.00 | 2,848.02 |
| 22 1222 301 319 | PROFESSIONAL SERVICES | 3,000.00 | 0.00 | 1,135.25 | 37.84 | 0.00 | 1,864.75 |
| 22 1222 301 334 | TRAVEL | 19,000.00 | 0.00 | 0.00 | 0.00 | 0.00 | 19,000.00 |
| 22 1222 301 340 | COMMUNICATION | 1,000.00 | 326.76 | 530.28 | 53.03 | 0.00 | 469.72 |
| 22 1222 301 411 | NON-TECHNOLOGY SUPPLIES | 10,000.00 | 0.00 | 0.00 | 0.00 | 0.00 | 10,000.00 |
| 22 1222 301 412 | TECHNOLOGY SUPPLIES | 2,300.00 | 0.00 | 0.00 | 0.00 | 0.00 | 2,300.00 |
| | | 1,508,800.00 | 73,730.64 | 79,868.85 | 5.29 | 0.00 | 1,428,931.15 |
| | | 1,508,800.00 | 73,730.64 | 79,868.85 | 5.29 | 0.00 | 1,428,931.15 |

| Account Number | Account Description | Current Budget | Expended During Month | Year to Date Expenditures | % of Budget Expended | Outstanding Encumbrances | Uncommitted Funds |
|-----------------|---------------------------------|----------------|-----------------------|---------------------------|----------------------|--------------------------|-------------------|
| 301 | STATE | 1,508,800.00 | 73,730.64 | 79,868.85 | 5.29 | 0.00 | 1,428,931.15 |
| 909 | 18-21 TRANSITION PROGRAM | | | | | | |
| 22 1222 909 112 | PARAPROFESSIONAL SALARIES | 0.00 | 0.00 | 0.00 | 0.00 | 0.00 | 0.00 |
| 22 1222 909 210 | SOCIAL SECURITY | 0.00 | 0.00 | 0.00 | 0.00 | 0.00 | 0.00 |
| 22 1222 909 220 | RETIREMENT | 0.00 | 0.00 | 0.00 | 0.00 | 0.00 | 0.00 |
| 22 1222 909 230 | HEALTH INSURANCE | 0.00 | 0.00 | 0.00 | 0.00 | 0.00 | 0.00 |
| 22 1222 909 240 | WORKERS' COMPENSATION | 0.00 | 0.00 | 0.00 | 0.00 | 0.00 | 0.00 |
| 909 | 18-21 TRANSITION PROGRAM | 0.00 | 0.00 | 0.00 | 0.00 | 0.00 | 0.00 |
| 1222 | SEVERE DISABILITIES | 0.00 | 0.00 | 0.00 | 0.00 | 0.00 | 0.00 |
| 1223 | DAY PROGRAMS | | | | | | |
| 000 | DISTRICT WIDE | | | | | | |
| 22 1223 000 373 | PMTS TO OTHER EDUCATIONAL INST | 10,000.00 | 0.00 | 0.00 | 0.00 | 0.00 | 10,000.00 |
| 000 | DISTRICT WIDE | 10,000.00 | 0.00 | 0.00 | 0.00 | 0.00 | 10,000.00 |
| 1223 | DAY PROGRAMS | 10,000.00 | 0.00 | 0.00 | 0.00 | 0.00 | 10,000.00 |
| 1224 | RESIDENTIAL PROGRAMS | | | | | | |
| 301 | STATE | | | | | | |
| 22 1224 301 373 | PMTS TO OTHER EDUCATIONAL INST | 120,000.00 | 1,809.76 | 4,298.18 | 3.58 | 0.00 | 115,701.82 |
| 22 1224 301 391 | RESIDENTIAL SERVICES | 2,000.00 | 0.00 | 0.00 | 0.00 | 0.00 | 2,000.00 |
| | | 122,000.00 | 1,809.76 | 4,298.18 | 3.52 | 0.00 | 117,701.82 |
| 301 | STATE | 122,000.00 | 1,809.76 | 4,298.18 | 3.52 | 0.00 | 117,701.82 |
| 800 | OUR HOME PROGRAMS | | | | | | |
| 22 1224 800 111 | CERTIFIED SALARIES | 67,000.00 | 6,671.10 | 6,671.10 | 9.96 | 0.00 | 60,328.90 |
| 22 1224 800 125 | SUBSTITUTE SALARIES | 1,000.00 | 0.00 | 0.00 | 0.00 | 0.00 | 1,000.00 |
| 22 1224 800 210 | SOCIAL SECURITY | 5,300.00 | 431.78 | 431.78 | 8.15 | 0.00 | 4,868.22 |
| 22 1224 800 220 | RETIREMENT | 4,100.00 | 400.27 | 400.27 | 9.76 | 0.00 | 3,699.73 |
| 22 1224 800 230 | HEALTH INSURANCE | 14,000.00 | 1,363.24 | 1,363.24 | 9.74 | 0.00 | 12,636.76 |
| 22 1224 800 240 | WORKMENS COMPENSATION | 500.00 | 22.15 | 22.15 | 4.43 | 0.00 | 477.85 |
| | | 1,669,300.00 | 85,704.39 | 94,229.40 | 5.65 | 17.60 | 1,575,053.00 |

Expenditure Report by Function

09/2020

| Account Number | Account Description | Current Budget | Expended During Month | Year to Date Expenditures | % of Budget Expended | Outstanding Encumbrances | Uncommitted Funds |
|------------------------------------|---------------------------|----------------|-----------------------|---------------------------|----------------------|--------------------------|-------------------|
| 22 1224 800 340 | COMMUNICATION | 800.00 | 126.76 | 230.28 | 28.79 | 0.00 | 569.72 |
| 22 1224 800 411 | NON-TECHNOLOGY SUPPLIES | 600.00 | 0.00 | 0.00 | 0.00 | 0.00 | 600.00 |
| 22 1224 800 412 | TECHNOLOGY SUPPLIES | 300.00 | 0.00 | 0.00 | 0.00 | 0.00 | 300.00 |
| | | 93,600.00 | 9,015.30 | 9,118.82 | 9.74 | 0.00 | 84,481.18 |
| 800 OUR HOME PROGRAMS | | 93,600.00 | 9,015.30 | 9,118.82 | 9.74 | 0.00 | 84,481.18 |
| 1224 RESIDENTIAL PROGRAMS | | 93,600.00 | 9,015.30 | 9,118.82 | 9.74 | 0.00 | 84,481.18 |
| 1226 EARLY CHILDHOOD PROGRAMS | | 215,600.00 | 10,825.06 | 13,417.00 | 6.22 | 0.00 | 202,183.00 |
| 000 DISTRICT WIDE | | | | | | | |
| 22 1226 000 111 | CERTIFIED SALARIES | 60,000.00 | 4,591.43 | 7,238.70 | 12.06 | 0.00 | 52,761.30 |
| 22 1226 000 112 | PARAPROFESSIONAL SALARIES | 16,000.00 | 728.34 | 728.34 | 4.55 | 0.00 | 15,271.66 |
| 22 1226 000 125 | SUBSTITUTE SALARIES | 2,000.00 | 0.00 | 0.00 | 0.00 | 0.00 | 2,000.00 |
| 22 1226 000 210 | SOCIAL SECURITY | 6,000.00 | 406.97 | 609.49 | 10.16 | 0.00 | 5,390.51 |
| 22 1226 000 220 | RETIREMENT | 4,700.00 | 319.19 | 478.03 | 10.17 | 0.00 | 4,221.97 |
| 22 1226 000 230 | HEALTH INSURANCE | 10,000.00 | 389.83 | 429.36 | 4.29 | 0.00 | 9,570.64 |
| 22 1226 000 240 | WORKMENS COMPENSATION | 500.00 | 17.65 | 14.47 | 2.89 | 0.00 | 485.53 |
| 22 1226 000 319 | PROFESSIONAL SERVICES | 200.00 | 94.79 | 7,525.79 | 3,762.90 | 0.00 | (7,325.79) |
| 22 1226 000 334 | TRAVEL | 200.00 | 0.00 | 0.00 | 0.00 | 0.00 | 200.00 |
| 22 1226 000 411 | NON-TECHNOLOGY SUPPLIES | 2,400.00 | 167.38 | 684.44 | 28.52 | 0.00 | 1,715.56 |
| 22 1226 000 412 | TECHNOLOGY SUPPLIES | 600.00 | 0.00 | 0.00 | 0.00 | 0.00 | 600.00 |
| | | 102,600.00 | 6,715.58 | 17,708.62 | 17.26 | 0.00 | 84,891.38 |
| 000 DISTRICT WIDE | | 102,600.00 | 6,715.58 | 17,708.62 | 17.26 | 0.00 | 84,891.38 |
| 903 IDEA 619 | | 102,600.00 | 6,715.58 | 17,708.62 | 17.26 | 0.00 | 84,891.38 |
| 22 1226 903 111 | CERTIFIED SALARIES | 6,600.00 | 777.67 | 777.67 | 11.78 | 0.00 | 5,822.33 |
| 22 1226 903 210 | SOCIAL SECURITY | 600.00 | 59.50 | 59.50 | 9.92 | 0.00 | 540.50 |
| 22 1226 903 220 | RETIREMENT | 400.00 | 46.66 | 46.66 | 11.67 | 0.00 | 353.34 |
| 22 1226 903 230 | HEALTH INSURANCE | 500.00 | 140.47 | 140.47 | 28.09 | 0.00 | 359.53 |
| 22 1226 903 240 | WORKERS' COMPENSATION | 100.00 | 2.59 | 0.59 | 0.59 | 0.00 | 99.41 |
| 22 1226 903 411 | NON-TECHNOLOGY SUPPLIES | 200.00 | 0.00 | 0.00 | 0.00 | 0.00 | 200.00 |
| 22 1226 903 412 | TECHNOLOGY SUPPLIES | 600.00 | 0.00 | 0.00 | 0.00 | 0.00 | 600.00 |
| | | 9,000.00 | 1,026.89 | 1,024.89 | 11.39 | 0.00 | 7,975.11 |
| 903 IDEA 619 | | 9,000.00 | 1,026.89 | 1,024.89 | 11.39 | 0.00 | 7,975.11 |
| 1226 EARLY CHILDHOOD PROGRAMS | | 9,000.00 | 1,026.89 | 1,024.89 | 11.39 | 0.00 | 7,975.11 |
| 1227 PROLONGED ASSISTANCE PROGRAMS | | 9,000.00 | 1,026.89 | 1,024.89 | 11.39 | 0.00 | 7,975.11 |
| 000 DISTRICT WIDE | | 111,600.00 | 7,742.47 | 18,733.51 | 16.79 | 0.00 | 92,866.49 |

09/2020

User ID: PLB

| Account Number | Account Description | Current Budget | Expended During Month | Year to Date Expenditures | % of Budget Expended | Outstanding Encumbrances | Uncommitted Funds |
|-----------------|-------------------------------|----------------|-----------------------|---------------------------|----------------------|--------------------------|-------------------|
| 22 1227 000 111 | CERTIFIED SALARIES | 27,000.00 | 2,048.92 | 2,931.34 | 10.86 | 0.00 | 24,068.66 |
| 22 1227 000 112 | PARAPROFESSIONAL SALARIES | 7,000.00 | 312.15 | 312.15 | 4.46 | 0.00 | 6,687.85 |
| 22 1227 000 125 | SUBSTITUTE SALARIES | 500.00 | 0.00 | 0.00 | 0.00 | 0.00 | 500.00 |
| 22 1227 000 210 | SOCIAL SECURITY | 2,700.00 | 180.61 | 248.11 | 9.19 | 0.00 | 2,451.89 |
| 22 1227 000 220 | RETIREMENT | 2,100.00 | 141.66 | 194.60 | 9.27 | 0.00 | 1,905.40 |
| 22 1227 000 230 | HEALTH INSURANCE | 3,000.00 | 223.88 | 237.63 | 7.92 | 0.00 | 2,762.37 |
| 22 1227 000 240 | WORKMENS COMPENSATION | 200.00 | 7.84 | 5.42 | 2.71 | 0.00 | 194.58 |
| 22 1227 000 319 | PROFESSIONAL SERVICES | 200.00 | 0.00 | 200.00 | 100.00 | 0.00 | 0.00 |
| 22 1227 000 334 | TRAVEL | 1,000.00 | 0.00 | 0.00 | 0.00 | 0.00 | 1,000.00 |
| 22 1227 000 411 | NON-TECHNOLOGY SUPPLIES | 100.00 | 0.00 | 0.00 | 0.00 | 0.00 | 100.00 |
| 22 1227 000 412 | TECHNOLOGY SUPPLIES | 100.00 | 0.00 | 0.00 | 0.00 | 0.00 | 100.00 |
| 000 | DISTRICT WIDE | 43,900.00 | 2,915.06 | 4,129.25 | 9.41 | 0.00 | 39,770.75 |
| 1227 | PROLONGED ASSISTANCE PROGRAMS | 43,900.00 | 2,915.06 | 4,129.25 | 9.41 | 0.00 | 39,770.75 |
| 2113 | SOCIAL WORK SERVICES | 43,900.00 | 2,915.06 | 4,129.25 | 9.41 | 0.00 | 39,770.75 |
| 000 | DISTRICT WIDE | 43,900.00 | 2,915.06 | 4,129.25 | 9.41 | 0.00 | 39,770.75 |
| 22 2113 000 111 | CERTIFIED SALARIES | 16,000.00 | 1,175.04 | 2,350.08 | 14.69 | 0.00 | 13,649.92 |
| 22 2113 000 210 | SOCIAL SECURITY | 1,300.00 | 88.06 | 177.95 | 13.69 | 0.00 | 1,122.05 |
| 22 2113 000 220 | RETIREMENT | 1,000.00 | 70.51 | 141.02 | 14.10 | 0.00 | 858.98 |
| 22 2113 000 230 | HEALTH INSURANCE | 4,500.00 | 290.86 | 306.52 | 6.81 | 0.00 | 4,193.48 |
| 22 2113 000 240 | WORKMENS COMPENSATION | 200.00 | 3.90 | 7.80 | 3.90 | 0.00 | 192.20 |
| 22 2113 000 334 | TRAVEL | 200.00 | 0.00 | 0.00 | 0.00 | 0.00 | 200.00 |
| 22 2113 000 340 | COMMUNICATION | 400.00 | 0.00 | 0.00 | 0.00 | 0.00 | 400.00 |
| 22 2113 000 411 | NON-TECHNOLOGY SUPPLIES | 1,600.00 | 0.00 | 0.00 | 0.00 | 0.00 | 1,600.00 |
| 22 2113 000 412 | TECHNOLOGY SUPPLIES | 400.00 | 0.00 | 0.00 | 0.00 | 0.00 | 400.00 |
| 000 | DISTRICT WIDE | 25,600.00 | 1,628.37 | 2,983.37 | 11.65 | 0.00 | 22,616.63 |
| 2113 | SOCIAL WORK SERVICES | 25,600.00 | 1,628.37 | 2,983.37 | 11.65 | 0.00 | 22,616.63 |
| 2122 | COUNSELING SERVICES | 25,600.00 | 1,628.37 | 2,983.37 | 11.65 | 0.00 | 22,616.63 |
| 000 | DISTRICT WIDE | 25,600.00 | 1,628.37 | 2,983.37 | 11.65 | 0.00 | 22,616.63 |
| 22 2122 000 319 | PROFESSIONAL SERVICES | 2,000.00 | 0.00 | 0.00 | 0.00 | 0.00 | 2,000.00 |
| 000 | DISTRICT WIDE | 2,000.00 | 0.00 | 0.00 | 0.00 | 0.00 | 2,000.00 |
| 2122 | COUNSELING SERVICES | 2,000.00 | 0.00 | 0.00 | 0.00 | 0.00 | 2,000.00 |
| 000 | DISTRICT WIDE | 2,000.00 | 0.00 | 0.00 | 0.00 | 0.00 | 2,000.00 |
| 2122 | COUNSELING SERVICES | 2,000.00 | 0.00 | 0.00 | 0.00 | 0.00 | 2,000.00 |

09/2020

User ID: PLB

| Account Number | Account Description | Current Budget | Expended During Month | Year to Date Expenditures | % of Budget Expended | Outstanding Encumbrances | Uncommitted Funds |
|----------------|---------------------|----------------|-----------------------|---------------------------|----------------------|--------------------------|-------------------|
|----------------|---------------------|----------------|-----------------------|---------------------------|----------------------|--------------------------|-------------------|

2134 NURSE SERVICES

301 STATE

| | | | | | | | |
|----------------------------|-------------------------|-------------------|-----------------|-----------------|-------------|-------------|-------------------|
| 22 2134 301 111 | CERTIFIED SALARIES | 77,000.00 | 6,539.18 | 6,539.18 | 8.49 | 0.00 | 70,460.82 |
| 22 2134 301 210 | SOCIAL SECURITY | 5,900.00 | 415.13 | 415.13 | 7.04 | 0.00 | 5,484.87 |
| 22 2134 301 220 | RETIREMENT | 4,700.00 | 360.85 | 360.85 | 7.68 | 0.00 | 4,339.15 |
| 22 2134 301 230 | HEALTH INSURANCE | 19,000.00 | 1,409.90 | 1,409.90 | 7.42 | 0.00 | 17,590.10 |
| 22 2134 301 240 | WORKERS' COMPENSATION | 500.00 | 21.73 | 5.77 | 1.15 | 0.00 | 494.23 |
| 22 2134 301 334 | TRAVEL | 1,000.00 | 0.00 | 0.00 | 0.00 | 0.00 | 1,000.00 |
| 22 2134 301 340 | COMMUNICATION | 600.00 | 13.38 | 40.14 | 6.69 | 0.00 | 559.86 |
| 22 2134 301 411 | NON-TECHNOLOGY SUPPLIES | 1,200.00 | 35.52 | 35.52 | 2.96 | 0.00 | 1,164.48 |
| 22 2134 301 412 | TECHNOLOGY SUPPLIES | 400.00 | 0.00 | 0.00 | 0.00 | 0.00 | 400.00 |
| 301 STATE | | 110,300.00 | 8,795.69 | 8,806.49 | 7.98 | 0.00 | 101,493.51 |
| 2134 NURSE SERVICES | | 110,300.00 | 8,795.69 | 8,806.49 | 7.98 | 0.00 | 101,493.51 |

2142 PSYCHOLOGICAL TESTING SERVICES

000 DISTRICT WIDE

| | | | | | | | |
|--|-------------------------|-------------------|------------------|------------------|-------------|---------------|-------------------|
| 22 2142 000 111 | CERTIFIED SALARIES | 185,000.00 | 15,032.42 | 15,032.42 | 8.13 | 0.00 | 169,967.58 |
| 22 2142 000 210 | SOCIAL SECURITY | 14,200.00 | 1,081.10 | 1,081.10 | 7.61 | 0.00 | 13,118.90 |
| 22 2142 000 220 | RETIREMENT | 11,100.00 | 901.95 | 901.95 | 8.13 | 0.00 | 10,198.05 |
| 22 2142 000 230 | HEALTH INSURANCE | 25,000.00 | 2,322.45 | 2,322.45 | 9.29 | 0.00 | 22,677.55 |
| 22 2142 000 240 | WORKERS' COMPENSATION | 500.00 | 49.91 | 10.78 | 2.16 | 0.00 | 489.22 |
| 22 2142 000 319 | PROFESSIONAL SERVICES | 1,000.00 | 0.00 | 800.00 | 80.00 | 0.00 | 200.00 |
| 22 2142 000 334 | TRAVEL | 500.00 | 0.00 | 0.00 | 0.00 | 0.00 | 500.00 |
| 22 2142 000 411 | NON-TECHNOLOGY SUPPLIES | 6,400.00 | 2,987.78 | 2,998.52 | 52.79 | 380.00 | 3,021.48 |
| 22 2142 000 412 | TECHNOLOGY SUPPLIES | 1,600.00 | 0.00 | 0.00 | 0.00 | 0.00 | 1,600.00 |
| 000 DISTRICT WIDE | | 245,300.00 | 22,375.61 | 23,147.22 | 9.59 | 380.00 | 221,772.78 |
| 2142 PSYCHOLOGICAL TESTING SERVICES | | 245,300.00 | 22,375.61 | 23,147.22 | 9.59 | 380.00 | 221,772.78 |

2159 OTHER SPEECH PATHOLOGY & AUDIO

000 DISTRICT WIDE

| | | | | | | | |
|-----------------|---------------------------|------------|-----------|-----------|------|------|------------|
| 22 2159 000 111 | CERTIFIED SALARIES | 230,000.00 | 10,238.91 | 10,437.09 | 4.54 | 0.00 | 219,562.91 |
| 22 2159 000 112 | PARAPROFESSIONAL SALARIES | 125,000.00 | 7,408.87 | 7,408.87 | 5.93 | 0.00 | 117,591.13 |
| 22 2159 000 125 | SUBSTITUTE SALARIES | 3,000.00 | 0.00 | 0.00 | 0.00 | 0.00 | 3,000.00 |
| 22 2159 000 210 | SOCIAL SECURITY | 27,400.00 | 1,278.55 | 1,293.72 | 4.72 | 0.00 | 26,106.28 |

Expenditure Report by Function

User ID: PLB

| Account Number | Account Description | Current Budget | Expended During Month | Year to Date Expenditures | % of Budget Expended | Outstanding Encumbrances | Uncommitted Funds |
|-------------------------|--------------------------------|----------------|-----------------------|---------------------------|----------------------|--------------------------|-------------------|
| 22 2159 000 220 | RETIREMENT | 21,500.00 | 1,058.86 | 1,055.46 | 4.91 | 0.00 | 20,444.54 |
| 22 2159 000 230 | GROUP HEALTH/LIFE INS. | 37,000.00 | 940.17 | 925.32 | 2.50 | 0.00 | 36,074.68 |
| 22 2159 000 240 | WORKERS COMPENSATION | 2,000.00 | 58.60 | (21.02) | (1.05) | 0.00 | 2,021.02 |
| 22 2159 000 319 | PROFESSIONAL SERVICES | 130,000.00 | 11,494.36 | 20,370.00 | 15.67 | 0.00 | 109,630.00 |
| 22 2159 000 323 | REPAIRS & MNTNCE | 800.00 | 250.00 | 250.00 | 31.25 | 0.00 | 550.00 |
| 22 2159 000 334 | TRAVEL | 1,500.00 | 2,567.24 | 3,159.68 | 210.65 | 0.00 | (1,659.68) |
| 22 2159 000 340 | COMMUNICATIONS | 0.00 | 120.00 | 180.00 | 0.00 | 0.00 | (180.00) |
| 22 2159 000 411 | NON-TECHNOLOGY SUPPLIES | 4,800.00 | 1,067.80 | 1,828.50 | 45.00 | 331.71 | 2,639.79 |
| 22 2159 000 412 | TECHNOLOGY SUPPLIES | 1,200.00 | 0.00 | 216.23 | 18.02 | 0.00 | 983.77 |
| | | 584,200.00 | 36,483.36 | 47,103.85 | 8.12 | 331.71 | 536,764.44 |
| | | 584,200.00 | 36,483.36 | 47,103.85 | 8.12 | 331.71 | 536,764.44 |
| 000 DISTRICT | | | | | | | |
| 005 HOLY TRINITY | | | | | | | |
| 22 2159 000 111 000 005 | CERTIFIED SALARIES | 0.00 | 0.00 | 51.48 | 0.00 | 0.00 | (51.48) |
| 22 2159 000 210 000 005 | SOCIAL SECURITY | 0.00 | 0.00 | 3.97 | 0.00 | 0.00 | (3.97) |
| 22 2159 000 220 000 005 | RETIREMENT | 0.00 | 0.00 | 1.74 | 0.00 | 0.00 | (1.74) |
| 22 2159 000 230 000 005 | HEALTH INSURANCE | 0.00 | 0.00 | (3.36) | 0.00 | 0.00 | 3.36 |
| 22 2159 000 240 000 005 | WORKERS' COMPENSATION | 0.00 | 0.00 | (3.14) | 0.00 | 0.00 | 3.14 |
| 005 HOLY TRINITY | | 0.00 | 0.00 | 50.69 | 0.00 | 0.00 | (50.69) |
| 011 JAMES VALLEY | | | | | | | |
| 22 2159 000 110 000 011 | REGULAR SALARY | 0.00 | 0.00 | 61.44 | 0.00 | 0.00 | (61.44) |
| 22 2159 000 111 000 011 | CERTIFIED SALARIES | 0.00 | 0.00 | (9.96) | 0.00 | 0.00 | 9.96 |
| 22 2159 000 210 000 011 | SOCIAL SECURITY | 0.00 | 0.00 | 3.90 | 0.00 | 0.00 | (3.90) |
| 22 2159 000 220 000 011 | RETIREMENT | 0.00 | 0.00 | 1.73 | 0.00 | 0.00 | (1.73) |
| 22 2159 000 230 000 011 | HEALTH INSURANCE | 0.00 | 0.00 | (3.33) | 0.00 | 0.00 | 3.33 |
| 22 2159 000 240 000 011 | WORKERS' COMPENSATION | 0.00 | 0.00 | (3.12) | 0.00 | 0.00 | 3.12 |
| 011 JAMES VALLEY | | 0.00 | 0.00 | 50.66 | 0.00 | 0.00 | (50.66) |
| 000 DISTRICT | | 0.00 | 0.00 | 101.35 | 0.00 | 0.00 | (101.35) |
| 000 DISTRICT WIDE | | 584,200.00 | 36,483.36 | 47,205.20 | 8.14 | 331.71 | 536,663.09 |
| 902 IDEA BART B | | | | | | | |
| 000 DISTRICT | | | | | | | |
| 005 HOLY TRINITY | | | | | | | |
| 22 2159 902 111 000 005 | CERTIFIED SALARIES | 10,000.00 | 0.00 | 0.00 | 0.00 | 0.00 | 10,000.00 |
| 22 2159 902 125 000 005 | SUBSTITUTE SALARIES DISTRICT | 100.00 | 0.00 | 0.00 | 0.00 | 0.00 | 100.00 |
| 22 2159 902 210 000 005 | SOCIAL SECURITY DISTRICT | 800.00 | 0.00 | 0.00 | 0.00 | 0.00 | 800.00 |
| 22 2159 902 220 000 005 | RETIREMENT DISTRICT | 700.00 | 0.00 | 0.00 | 0.00 | 0.00 | 700.00 |
| 22 2159 902 230 000 005 | HEALTH INSURANCE DISTRICT | 100.00 | 0.00 | 0.00 | 0.00 | 0.00 | 100.00 |
| 22 2159 902 240 000 005 | WORKERS' COMPENSATION DISTRICT | 200.00 | 0.00 | 0.00 | 0.00 | 0.00 | 200.00 |
| 22 2159 902 411 000 005 | NON-TECHNOLOGY SUPPLIES | 500.00 | 0.00 | 0.00 | 0.00 | 0.00 | 500.00 |
| 005 HOLY TRINITY | | 12,400.00 | 0.00 | 0.00 | 0.00 | 0.00 | 12,400.00 |
| 011 JAMES VALLEY | | | | | | | |

| Account Number | Account Description | Current Budget | Expended During Month | Year to Date Expenditures | % of Budget Expended | Outstanding Encumbrances | Uncommitted Funds |
|---|--------------------------------|----------------|-----------------------|---------------------------|----------------------|--------------------------|-------------------|
| 22 2159 902 111 000 011 | CERTIFIED SALARIES | 10,000.00 | 0.00 | 0.00 | 0.00 | 0.00 | 10,000.00 |
| 22 2159 902 125 000 011 | SUBSTITUTE SALARIES DISTRICT | 100.00 | 0.00 | 0.00 | 0.00 | 0.00 | 100.00 |
| 22 2159 902 210 000 011 | SOCIAL SECURITY DISTRICT | 800.00 | 0.00 | 0.00 | 0.00 | 0.00 | 800.00 |
| 22 2159 902 220 000 011 | RETIREMENT DISTRICT | 700.00 | 0.00 | 0.00 | 0.00 | 0.00 | 700.00 |
| 22 2159 902 230 000 011 | HEALTH INSURANCE DISTRICT | 100.00 | 0.00 | 0.00 | 0.00 | 0.00 | 100.00 |
| 22 2159 902 240 000 011 | WORKERS' COMPENSATION DISTRICT | 200.00 | 0.00 | 0.00 | 0.00 | 0.00 | 200.00 |
| 22 2159 902 411 000 011 | NON-TECHNOLOGY SUPPLIES | 500.00 | 0.00 | 0.00 | 0.00 | 0.00 | 500.00 |
| 011 JAMES VALLEY | | 12,400.00 | 0.00 | 0.00 | 0.00 | 0.00 | 12,400.00 |
| 000 DISTRICT | | 24,800.00 | 0.00 | 0.00 | 0.00 | 0.00 | 24,800.00 |
| 902 IDEA BART B | | 24,800.00 | 0.00 | 0.00 | 0.00 | 0.00 | 24,800.00 |
| 2159 OTHER SPEECH PATHOLOGY & AUDIO | | 609,000.00 | 36,483.36 | 47,205.20 | 7.81 | 331.71 | 561,463.09 |
| 2171 PHYSICAL THERAPY | | | | | | | |
| 000 DISTRICT WIDE | | | | | | | |
| 22 2171 000 319 | PROFESSIONAL SERVICES | 68,000.00 | 8,925.20 | 17,272.89 | 25.40 | 0.00 | 50,727.11 |
| 22 2171 000 334 | TRAVEL | 200.00 | 0.00 | 0.00 | 0.00 | 0.00 | 200.00 |
| 22 2171 000 411 | NON-TECHNOLOGY SUPPLIES | 500.00 | 8.43 | 8.43 | 22.67 | 104.94 | 386.63 |
| 000 DISTRICT WIDE | | 68,700.00 | 8,933.63 | 17,281.32 | 25.31 | 104.94 | 51,313.74 |
| 2171 PHYSICAL THERAPY | | 68,700.00 | 8,933.63 | 17,281.32 | 25.31 | 104.94 | 51,313.74 |
| 2172 OCCUPATIONAL THERAPY | | | | | | | |
| 000 DISTRICT WIDE | | | | | | | |
| 22 2172 000 111 | CERTIFIED SALARIES | 66,000.00 | 0.00 | 0.00 | 0.00 | 0.00 | 66,000.00 |
| 22 2172 000 112 | PARAPROFESSIONAL SALARIES | 0.00 | 861.63 | 861.63 | 0.00 | 0.00 | (861.63) |
| 22 2172 000 210 | SOCIAL SECURITY | 5,100.00 | 65.91 | 65.91 | 1.29 | 0.00 | 5,034.09 |
| 22 2172 000 220 | RETIREMENT | 4,000.00 | 51.70 | 51.70 | 1.29 | 0.00 | 3,948.30 |
| 22 2172 000 230 | HEALTH INSURANCE | 8,400.00 | 2.88 | 2.88 | 0.03 | 0.00 | 8,397.12 |
| 22 2172 000 240 | WORKMENS COMPENSATION | 500.00 | 2.86 | 2.86 | 0.57 | 0.00 | 497.14 |
| 22 2172 000 319 | PROFESSIONAL SERVICES | 0.00 | 6,652.62 | 11,429.95 | 0.00 | 0.00 | (11,429.95) |
| 22 2172 000 334 | TRAVEL | 500.00 | 0.00 | 0.00 | 0.00 | 0.00 | 500.00 |
| 22 2172 000 411 | NON-TECHNOLOGY SUPPLIES | 1,600.00 | 42.90 | 42.90 | 2.68 | 0.00 | 1,557.10 |
| 22 2172 000 412 | TECHNOLOGY SUPPLIES | 400.00 | 0.00 | 0.00 | 0.00 | 0.00 | 400.00 |
| 000 DISTRICT WIDE | | 86,500.00 | 7,680.50 | 12,457.83 | 14.40 | 0.00 | 74,042.17 |
| 2172 OCCUPATIONAL THERAPY | | 86,500.00 | 7,680.50 | 12,457.83 | 14.40 | 0.00 | 74,042.17 |
| 2213 INST STAFF TRAINING (IN-SERV) | | | | | | | |
| 2172 OCCUPATIONAL THERAPY | | 86,500.00 | 7,680.50 | 12,457.83 | 14.40 | 0.00 | 74,042.17 |
| 2213 INST STAFF TRAINING (IN-SERV) | | | | | | | |
| 2172 OCCUPATIONAL THERAPY | | 86,500.00 | 7,680.50 | 12,457.83 | 14.40 | 0.00 | 74,042.17 |

| Account Number | Account Description | Current Budget | Expended During Month | Year to Date Expenditures | % of Budget Expended | Outstanding Encumbrances | Uncommitted Funds |
|-----------------|---------------------------------------|----------------|-----------------------|---------------------------|----------------------|--------------------------|-------------------|
| 000 | DISTRICT WIDE | | | | | | |
| 22 2213 000 111 | CERTIFIED SALARIES | 2,000.00 | 0.00 | 0.00 | 0.00 | 0.00 | 2,000.00 |
| 22 2213 000 210 | SOCIAL SECURITY | 100.00 | 0.00 | 0.00 | 0.00 | 0.00 | 100.00 |
| 22 2213 000 220 | RETIREMENT | 100.00 | 0.00 | 0.00 | 0.00 | 0.00 | 100.00 |
| 22 2213 000 240 | WORKMENS COMPENSATION | 100.00 | 0.00 | 0.00 | 0.00 | 0.00 | 100.00 |
| 22 2213 000 319 | PROFESSIONAL SERVICES | 4,700.00 | 120.00 | 1,370.00 | 29.15 | 0.00 | 3,330.00 |
| 22 2213 000 334 | TRAVEL | 2,000.00 | 0.00 | 0.00 | 0.00 | 0.00 | 2,000.00 |
| 22 2213 000 411 | NON-TECHNOLOGY SUPPLIES | 1,200.00 | 0.00 | 1.33 | 0.11 | 0.00 | 1,198.67 |
| 22 2213 000 412 | TECHNOLOGY SUPPLIES | 300.00 | 0.00 | 0.00 | 0.00 | 0.00 | 300.00 |
| 22 2213 000 420 | TEXTBOOKS | 500.00 | 0.00 | 0.00 | 0.00 | 0.00 | 500.00 |
| 000 | DISTRICT WIDE | 11,000.00 | 120.00 | 1,371.33 | 12.47 | 0.00 | 9,628.67 |
| 2213 | INST STAFF TRAINING (IN-SERV) | 11,000.00 | 120.00 | 1,371.33 | 12.47 | 0.00 | 9,628.67 |
| 2410 | OFFICE OF PRINCIPALS | | | | | | |
| 000 | DISTRICT WIDE | | | | | | |
| 22 2410 000 319 | PROFESSIONAL SERVICES | 0.00 | 0.00 | 500.00 | 0.00 | 0.00 | (500.00) |
| 000 | DISTRICT WIDE | 0.00 | 0.00 | 500.00 | 0.00 | 0.00 | (500.00) |
| 2410 | OFFICE OF PRINCIPALS | 0.00 | 0.00 | 500.00 | 0.00 | 0.00 | (500.00) |
| 2490 | OTHER SUPPORT SERVICES-SCH ADM | | | | | | |
| 160 | MEDICAID | | | | | | |
| 22 2490 160 319 | PROFESSIONAL SERVICES | 20,000.00 | 0.00 | 0.00 | 0.00 | 0.00 | 20,000.00 |
| 160 | MEDICAID | 20,000.00 | 0.00 | 0.00 | 0.00 | 0.00 | 20,000.00 |
| 2490 | OTHER SUPPORT SERVICES-SCH ADM | 20,000.00 | 0.00 | 0.00 | 0.00 | 0.00 | 20,000.00 |
| 2710 | SPED OFFICE OF PRINCIPALS | | | | | | |
| 000 | DISTRICT WIDE | | | | | | |
| 22 2710 000 113 | ADMINISTRATIVE SALARIES | 85,000.00 | 7,083.33 | 21,249.99 | 25.00 | 0.00 | 63,750.01 |
| 22 2710 000 114 | CLASSIFIED SALARIES | 41,000.00 | 3,320.13 | 9,960.39 | 24.29 | 0.00 | 31,039.61 |
| 22 2710 000 210 | SOCIAL SECURITY | 9,700.00 | 775.13 | 2,318.33 | 23.90 | 0.00 | 7,381.67 |

Expenditure Report by Function
 09/2020

| Account Number | Account Description | Current Budget | Expended During Month | Year to Date Expenditures | % of Budget Expended | Outstanding Encumbrances | Uncommitted Funds |
|-----------------|---------------------------------|----------------|-----------------------|---------------------------|----------------------|--------------------------|-------------------|
| 22 2710 000 220 | RETIREMENT | 7,600.00 | 624.21 | 1,872.63 | 24.64 | 0.00 | 5,727.37 |
| 22 2710 000 230 | HEALTH INSURANCE | 30,000.00 | 1,798.43 | 5,439.91 | 18.13 | 0.00 | 24,560.09 |
| 22 2710 000 240 | WORKERS' COMPENSATION | 1,000.00 | 34.54 | 103.62 | 10.36 | 0.00 | 896.38 |
| 22 2710 000 319 | PROFESSIONAL SERVICES | 500.00 | 0.00 | 0.00 | 0.00 | 0.00 | 500.00 |
| 22 2710 000 323 | REPAIRS & MTNCE | 1,500.00 | 1,640.00 | 1,640.00 | 109.33 | 0.00 | (140.00) |
| 22 2710 000 334 | TRAVEL | 1,000.00 | 0.00 | 0.00 | 0.00 | 0.00 | 1,000.00 |
| 22 2710 000 340 | COMMUNICATION | 2,000.00 | 426.76 | 680.28 | 34.01 | 0.00 | 1,319.72 |
| 22 2710 000 411 | NON-TECHNOLOGY SUPPLIES | 4,600.00 | 0.00 | 0.00 | 0.00 | 0.00 | 4,600.00 |
| 22 2710 000 412 | TECHNOLOGY SUPPLIES | 1,000.00 | 0.00 | 0.00 | 0.00 | 0.00 | 1,000.00 |
| 22 2710 000 640 | DUES AND FEES | 1,000.00 | 0.00 | 518.00 | 51.80 | 0.00 | 482.00 |
| 000 | DISTRICT WIDE | 185,900.00 | 15,702.53 | 43,783.15 | 23.55 | 0.00 | 142,116.85 |
| 2710 | SPEED OFFICE OF PRINCIPALS | 185,900.00 | 15,702.53 | 43,783.15 | 23.55 | 0.00 | 142,116.85 |
| 2730 | SPED VEHICLE OPERATION SERVICES | 185,900.00 | 15,702.53 | 43,783.15 | 23.55 | 0.00 | 142,116.85 |
| 000 | DISTRICT WIDE | 185,900.00 | 15,702.53 | 43,783.15 | 23.55 | 0.00 | 142,116.85 |
| 22 2730 000 114 | CLASSIFIED SALARIES | 90,000.00 | 6,520.30 | 9,948.40 | 11.05 | 0.00 | 80,051.60 |
| 22 2730 000 125 | SUBSTITUTE SALARIES | 0.00 | 0.00 | 0.00 | 0.00 | 0.00 | 0.00 |
| 22 2730 000 210 | SOCIAL SECURITY | 6,900.00 | 489.47 | 733.03 | 10.62 | 0.00 | 6,166.97 |
| 22 2730 000 220 | RETIREMENT | 5,400.00 | 244.60 | 450.30 | 8.34 | 0.00 | 4,949.70 |
| 22 2730 000 230 | HEALTH INSURANCE | 200.00 | 363.65 | 1,091.53 | 545.77 | 0.00 | (891.53) |
| 22 2730 000 240 | WORKERS' COMPENSATION | 3,000.00 | 88.98 | 100.36 | 3.35 | 0.00 | 2,899.64 |
| 22 2730 000 332 | MILEAGE PAID TO PARENTS | 2,000.00 | 0.00 | 0.00 | 0.00 | 0.00 | 2,000.00 |
| 000 | DISTRICT WIDE | 107,500.00 | 7,707.00 | 12,323.62 | 11.46 | 0.00 | 95,176.38 |
| 2730 | SPED VEHICLE OPERATION SERVICES | 107,500.00 | 7,707.00 | 12,323.62 | 11.46 | 0.00 | 95,176.38 |
| 22 | SPECIAL EDUCATION FUND | 107,500.00 | 7,707.00 | 12,323.62 | 11.46 | 0.00 | 95,176.38 |
| | | 5,249,000.00 | 305,156.51 | 405,064.64 | 7.73 | 834.25 | 4,843,101.11 |

| Account Number | Account Description | Current Budget | Expended During Month | Year to Date Expenditures | % of Budget Expended | Outstanding Encumbrances | Uncommitted Funds |
|-----------------|----------------------------|----------------|-----------------------|---------------------------|----------------------|--------------------------|-------------------|
| 25 | BUILDING FUND | | | | | | |
| 2539 | ACQUISITION OF OTHER BLDGS | | | | | | |
| 000 | DISTRICT WIDE | | | | | | |
| 25 2539 000 323 | REPAIRS & MTNCE | 5,000.00 | 197.70 | 2,437.56 | 48.75 | 0.00 | 2,562.44 |
| | | 5,000.00 | 197.70 | 2,437.56 | 48.75 | 0.00 | 2,562.44 |
| 000 | DISTRICT WIDE | 5,000.00 | 197.70 | 2,437.56 | 48.75 | 0.00 | 2,562.44 |
| 2539 | ACQUISITION OF OTHER BLDGS | 5,000.00 | 197.70 | 2,437.56 | 48.75 | 0.00 | 2,562.44 |
| 25 | BUILDING FUND | 5,000.00 | 197.70 | 2,437.56 | 48.75 | 0.00 | 2,562.44 |

Expenditure Report by Function
 09/2020

| Account Description | Current Budget | Expended | During Month | Year to Date Expenditures | % of Budget Expended | Outstanding Encumbrances |
|---|---------------------|-------------|--------------|---------------------------|----------------------|--------------------------|
| 32 BOND REDEMPTION FUND-ELEMENTARY | | | | | | |
| 5000 DEBT SERVICE | | | | | | |
| 000 DISTRICT WIDE | | | | | | |
| 32 5000 000 611 REDEMPTION OF PRINCIPAL | 575,000.00 | 0.00 | 0.00 | 0.00 | 0.00 | 0.00 |
| 32 5000 000 612 INTEREST | 847,000.00 | 0.00 | 0.00 | 0.00 | 0.00 | 0.00 |
| 32 5000 000 613 FISCAL AGENT FEES | 1,000.00 | 0.00 | 0.00 | 0.00 | 0.00 | 0.00 |
| | <u>1,423,000.00</u> | <u>0.00</u> | <u>0.00</u> | <u>0.00</u> | <u>0.00</u> | <u>0.00</u> |
| | <u>1,423,000.00</u> | <u>0.00</u> | <u>0.00</u> | <u>0.00</u> | <u>0.00</u> | <u>0.00</u> |
| | <u>1,423,000.00</u> | <u>0.00</u> | <u>0.00</u> | <u>0.00</u> | <u>0.00</u> | <u>0.00</u> |
| | <u>1,423,000.00</u> | <u>0.00</u> | <u>0.00</u> | <u>0.00</u> | <u>0.00</u> | <u>0.00</u> |
| | <u>1,423,000.00</u> | <u>0.00</u> | <u>0.00</u> | <u>0.00</u> | <u>0.00</u> | <u>0.00</u> |
| 000 DISTRICT WIDE | | | | | | |
| 5000 DEBT SERVICE | | | | | | |
| 32 BOND REDEMPTION FUND-ELEMENTARY | | | | | | |
| | <u>1,423,000.00</u> | <u>0.00</u> | <u>0.00</u> | <u>0.00</u> | <u>0.00</u> | <u>0.00</u> |
| | <u>1,423,000.00</u> | <u>0.00</u> | <u>0.00</u> | <u>0.00</u> | <u>0.00</u> | <u>0.00</u> |
| | <u>1,423,000.00</u> | <u>0.00</u> | <u>0.00</u> | <u>0.00</u> | <u>0.00</u> | <u>0.00</u> |
| | <u>1,423,000.00</u> | <u>0.00</u> | <u>0.00</u> | <u>0.00</u> | <u>0.00</u> | <u>0.00</u> |
| | <u>1,423,000.00</u> | <u>0.00</u> | <u>0.00</u> | <u>0.00</u> | <u>0.00</u> | <u>0.00</u> |

575,000.00

847,000.00

1,000.00

1,423,000.00

1,423,000.00

1,423,000.00

1,423,000.00

1,423,000.00

1,423,000.00

0.00

0.00

0.00

0.00

0.00

0.00

0.00

0.00

0.00

0.00

0.00

0.00

0.00

0.00

0.00

0.00

0.00

0.00

0.00

0.00

0.00

0.00

0.00

0.00

0.00

0.00

0.00

0.00

0.00

0.00

0.00

Account Number Account Description

Current Budget Expended During Month

Year to Date Expenditures

% of Budget Expended

Outstanding Encumbrances

51 FOOD SERVICE FUND

2569 FOOD SERVICES

000 DISTRICT WIDE

| | | | | | | | |
|-----------------|-----------------------|--------------|-----------|------------|--------|------|--------------|
| 51 2569 000 112 | REGULAR SALARY | 0.00 | 27,563.72 | 29,159.66 | 0.00 | 0.00 | (29,159.66) |
| 51 2569 000 113 | DIRECTOR SALARY | 0.00 | 5,406.25 | 16,218.75 | 0.00 | 0.00 | (16,218.75) |
| 51 2569 000 114 | TEAM LEADER SALARY | 640,000.00 | 3,671.33 | 11,721.99 | 1.83 | 0.00 | 628,278.01 |
| 51 2569 000 120 | TEMPORARY SALARIES | 0.00 | 1,028.19 | 1,028.19 | 0.00 | 0.00 | (1,028.19) |
| 51 2569 000 130 | OVERTIME SALARIES | 1,000.00 | 0.00 | 0.00 | 0.00 | 0.00 | 1,000.00 |
| 51 2569 000 210 | SOCIAL SECURITY | 49,100.00 | 2,825.52 | 4,288.42 | 8.73 | 0.00 | 44,811.58 |
| 51 2569 000 220 | RETIREMENT | 38,500.00 | 2,023.69 | 3,251.25 | 8.44 | 0.00 | 35,248.75 |
| 51 2569 000 230 | HEALTH INSURANCE | 115,000.00 | 2,853.77 | 7,553.99 | 6.57 | 0.00 | 107,446.01 |
| 51 2569 000 240 | WORKERS COMPENSATION | 30,000.00 | 717.16 | 1,106.67 | 3.69 | 0.00 | 28,893.33 |
| 51 2569 000 319 | PROFESSIONAL SERVICES | 500.00 | 0.00 | 0.00 | 0.00 | 0.00 | 500.00 |
| 51 2569 000 321 | WATER, SEWER, ETC | 2,000.00 | 15.00 | 440.00 | 22.00 | 0.00 | 1,560.00 |
| 51 2569 000 322 | LAUNDRY | 500.00 | 0.00 | 21.47 | 4.29 | 0.00 | 478.53 |
| 51 2569 000 323 | REPAIRS & MAINTENANCE | 20,000.00 | 4,728.65 | 6,737.19 | 33.69 | 0.00 | 13,262.81 |
| 51 2569 000 334 | TRAVEL | 4,000.00 | 0.00 | 0.00 | 0.00 | 0.00 | 4,000.00 |
| 51 2569 000 340 | COMMUNICATION | 1,000.00 | 0.00 | 160.56 | 16.06 | 0.00 | 839.44 |
| 51 2569 000 411 | KITCHEN SUPPLY PAPER | 45,000.00 | 496.14 | 496.14 | 1.10 | 0.00 | 44,503.86 |
| 51 2569 000 413 | MOTOR FUEL | 0.00 | 0.00 | 111.77 | 0.00 | 0.00 | (111.77) |
| 51 2569 000 414 | KITCHEN SUPPLY-MISC | 0.00 | 566.76 | 1,017.94 | 0.00 | 0.00 | (1,017.94) |
| 51 2569 000 419 | OFFICE SUPPLIES | 0.00 | 0.00 | 4,500.00 | 0.00 | 0.00 | (4,500.00) |
| 51 2569 000 461 | FOOD PURCHASES-LUNCH | 505,100.00 | 0.00 | (6,755.81) | (1.34) | 0.00 | 511,855.81 |
| 51 2569 000 462 | COMMODITIES | 93,000.00 | 0.00 | 0.00 | 0.00 | 0.00 | 93,000.00 |
| 51 2569 000 472 | COMPUTER SOFTWARE | 1,000.00 | 0.00 | 0.00 | 0.00 | 0.00 | 1,000.00 |
| 51 2569 000 479 | SUPPLIES (NON-CONSUM) | 0.00 | 560.51 | 1,658.01 | 0.00 | 0.00 | (1,658.01) |
| 51 2569 000 498 | UNIFORMS | 0.00 | 0.00 | 1,560.00 | 0.00 | 0.00 | (1,560.00) |
| 51 2569 000 499 | MISCELLANEOUS | 0.00 | 0.00 | 662.00 | 0.00 | 0.00 | (662.00) |
| 51 2569 000 910 | DEPRECIATION | 42,000.00 | 0.00 | 0.00 | 0.00 | 0.00 | 42,000.00 |
| | | 1,587,700.00 | 52,456.69 | 84,938.19 | 5.35 | 0.00 | 1,502,761.81 |
| | | 1,587,700.00 | 52,456.69 | 84,938.19 | 5.35 | 0.00 | 1,502,761.81 |
| | | 1,587,700.00 | 52,456.69 | 84,938.19 | 5.35 | 0.00 | 1,502,761.81 |

000 DISTRICT WIDE

490 SUMMER FEEDING PROGRAM

| | | | | | | | |
|-----------------|-----------------------|-----------|----------|-----------|--------|------|-------------|
| 51 2569 490 112 | REGULAR SALARIES | 0.00 | 0.00 | 10,018.59 | 0.00 | 0.00 | (10,018.59) |
| 51 2569 490 114 | TEAM LEADER SALARY | 30,000.00 | 3,066.10 | 8,490.30 | 28.30 | 0.00 | 21,509.70 |
| 51 2569 490 210 | SOCIAL SECURITY | 2,300.00 | 225.29 | 1,379.91 | 60.00 | 0.00 | 920.09 |
| 51 2569 490 220 | RETIREMENT | 1,800.00 | 183.97 | 1,006.68 | 55.93 | 0.00 | 793.32 |
| 51 2569 490 230 | HEALTH INSURANCE | 1,600.00 | 656.02 | 1,879.72 | 117.48 | 0.00 | (279.72) |
| 51 2569 490 240 | WORKERS' COMPENSATION | 1,000.00 | 58.44 | 351.64 | 35.16 | 0.00 | 648.36 |

| Account Number | Account Description | Current Budget | Expended During Month | Year to Date Expenditures | % of Budget Expended | Outstanding Encumbrances | Uncommitted Funds |
|-----------------|------------------------|----------------|-----------------------|---------------------------|----------------------|--------------------------|-------------------|
| 51 2569 490 411 | KITCHEN SUPPLY-PAPER | 1,000.00 | 0.00 | 0.00 | 0.00 | 0.00 | 1,000.00 |
| 51 2569 490 461 | FOOD PURCHASES-LUNCH | 29,600.00 | 0.00 | 0.00 | 0.00 | 0.00 | 29,600.00 |
| 51 2569 490 462 | COMMODITIES | 4,000.00 | 0.00 | 0.00 | 0.00 | 0.00 | 4,000.00 |
| | | 71,300.00 | 4,189.82 | 23,126.84 | 32.44 | 0.00 | 48,173.16 |
| 490 | SUMMER FEEDING PROGRAM | 71,300.00 | 4,189.82 | 23,126.84 | 32.44 | 0.00 | 48,173.16 |
| 2569 | FOOD SERVICES | 71,300.00 | 4,189.82 | 23,126.84 | 32.44 | 0.00 | 48,173.16 |
| 51 | FOOD SERVICE FUND | 1,659,000.00 | 56,646.51 | 108,065.03 | 6.51 | 0.00 | 1,550,934.97 |
| | | 1,659,000.00 | 56,646.51 | 108,065.03 | 6.51 | 0.00 | 1,550,934.97 |

| Account Number | Account Description | Current Budget | Expended During Month | Year to Date Expenditures | % of Budget Expended | Outstanding Encumbrances | Uncommitted Funds |
|-----------------|---------------------------------|----------------|-----------------------|---------------------------|----------------------|--------------------------|-------------------|
| 53 | ENTERPRISE FUND | | | | | | |
| 2569 | FOOD SERVICES | | | | | | |
| 000 | DISTRICT WIDE | | | | | | |
| 53 2569 000 112 | REGULAR SALARY | 0.00 | 2,238.16 | 2,238.16 | 0.00 | 0.00 | (2,238.16) |
| 53 2569 000 114 | CLASSIFIED SALARIES | 43,600.00 | 0.00 | 0.00 | 0.00 | 0.00 | 43,600.00 |
| 53 2569 000 130 | OVERTIME SALARIES | 2,500.00 | 0.00 | 0.00 | 0.00 | 0.00 | 2,500.00 |
| 53 2569 000 210 | SOCIAL SECURITY | 3,600.00 | 171.20 | 171.20 | 4.76 | 0.00 | 3,428.80 |
| 53 2569 000 220 | RETIREMENT | 900.00 | 2.66 | 2.66 | 0.30 | 0.00 | 897.34 |
| 53 2569 000 240 | WORKMENS COMPENSATION | 2,000.00 | 42.64 | 42.64 | 2.13 | 0.00 | 1,957.36 |
| 53 2569 000 323 | REPAIRS & MTNCE | 1,500.00 | 312.21 | 607.21 | 40.48 | 0.00 | 892.79 |
| 53 2569 000 340 | COMMUNICATION | 500.00 | 0.00 | 80.28 | 16.06 | 0.00 | 419.72 |
| 53 2569 000 411 | KITCHEN SUPPLY-PAPER | 4,000.00 | 0.00 | 0.00 | 0.00 | 0.00 | 4,000.00 |
| 53 2569 000 461 | PURCHASED FOOD | 48,400.00 | 0.00 | 0.00 | 0.00 | 0.00 | 48,400.00 |
| 53 2569 000 479 | SUPPLIES (NON-CONSUM) | 0.00 | 74.42 | 115.35 | 0.00 | 0.00 | (115.35) |
| 53 2569 000 910 | DEPRECIATION-LOCAL FUNDS | 3,000.00 | 0.00 | 0.00 | 0.00 | 0.00 | 3,000.00 |
| | | 110,000.00 | 2,841.29 | 3,257.50 | 2.96 | 0.00 | 106,742.50 |
| 000 | DISTRICT WIDE | 110,000.00 | 2,841.29 | 3,257.50 | 2.96 | 0.00 | 106,742.50 |
| 2569 | FOOD SERVICES | 110,000.00 | 2,841.29 | 3,257.50 | 2.96 | 0.00 | 106,742.50 |
| 3900 | OTHER COMMUNITY SERVICES | | | | | | |
| 953 | DRIVER'S ED | | | | | | |
| 53 3900 953 111 | CERTIFIED SALARIES | 27,500.00 | 0.00 | 3,321.96 | 12.08 | 0.00 | 24,178.04 |
| 53 3900 953 210 | SOCIAL SECURITY | 2,200.00 | 0.00 | 254.11 | 11.55 | 0.00 | 1,945.89 |
| 53 3900 953 220 | RETIREMENT | 1,700.00 | 0.00 | 199.31 | 11.72 | 0.00 | 1,500.69 |
| 53 3900 953 240 | WORKERS' COMPENSATION | 500.00 | 0.00 | 11.02 | 2.20 | 0.00 | 488.98 |
| 53 3900 953 411 | NON-TECHNOLOGY SUPPLIES | 1,100.00 | 0.00 | 0.00 | 0.00 | 0.00 | 1,100.00 |
| | | 33,000.00 | 0.00 | 3,786.40 | 11.47 | 0.00 | 29,213.60 |
| 953 | DRIVER'S ED | 33,000.00 | 0.00 | 3,786.40 | 11.47 | 0.00 | 29,213.60 |
| 3900 | OTHER COMMUNITY SERVICES | 33,000.00 | 0.00 | 3,786.40 | 11.47 | 0.00 | 29,213.60 |
| 8110 | TRANSFER OUT | | | | | | |
| 000 | DISTRICT WIDE | | | | | | |
| 53 8110 000 690 | OPERATING TRANSFERS OUT | 40,000.00 | 0.00 | 0.00 | 0.00 | 0.00 | 40,000.00 |
| | | 40,000.00 | 0.00 | 0.00 | 0.00 | 0.00 | 40,000.00 |
| | | 40,000.00 | 0.00 | 0.00 | 0.00 | 0.00 | 40,000.00 |

Expenditure Report by Function

| Account Number | Account Description | 09/2020 | | Year to Date Expenditures | % of Budget Expended | Outstanding Encumbrances | Uncommitted Funds |
|----------------|---------------------|----------------|-----------------------|---------------------------|----------------------|--------------------------|-------------------|
| | | Current Budget | Expended During Month | | | | |
| 000 | DISTRICT WIDE | 40,000.00 | 0.00 | 0.00 | 0.00 | 0.00 | 40,000.00 |
| 8110 | TRANSFER OUT | 40,000.00 | 0.00 | 0.00 | 0.00 | 0.00 | 40,000.00 |
| 53 | ENTERPRISE FUND | 183,000.00 | 2,841.29 | 7,043.90 | 3.85 | 0.00 | 175,956.10 |

Expenditure Report by Function
 09/2020

| Account Number | Account Description | Current Budget | Expended During Month | Year to Date Expenditures | % of Budget Expended | Outstanding Encumbrances | Uncommitted Funds |
|----------------|---------------------|----------------|-----------------------|---------------------------|----------------------|--------------------------|-------------------|
| Grand Total: | | 36,715,000.00 | 2,233,133.15 | 5,738,501.49 | 16.08 | 164,288.61 | 30,812,209.90 |