

**HURON SCHOOL DISTRICT NO. 2-2**

**REGULAR BOARD MEETING**

**OCTOBER 15, 2019**

**FISCAL REPORTS**

**GARRET BISCHOFF, PRESIDENT**

**TIM VAN BERKUM, VICE PRESIDENT**

**DAVID WHEELER, MEMBER**

**CRAIG LEE, MEMBER**

**SHELLY SIEMONSMA, MEMBER**

**TORI LARSON, STUDENT MEMBER**

**TERRY NEBELSICK, SUPERINTENDENT**

**KELLY CHRISTOPHERSON, BUSINESS MANAGER**

## TABLE OF CONTENTS

	<u>PAGES</u>
BUSINESS OFFICE REPORT	
BOARD OF EDUCATION MINUTES	1 – 13
LIST OF BILLS FOR CONSIDERATION & APPROVAL	ATTACHMENT “A”
BUSINESS OFFICE (IMPREST) ACCOUNT - SUMMARY CHECK REGISTER	ATTACHMENT “B”
ACTIVITY ACCOUNT - SUMMARY CHECK REGISTER	ATTACHMENT “C”
FINANCIAL REPORTS	ATTACHMENT “D”
• DISTRICT INSURANCE & FLEX ACCOUNT	
• HURON SCHOOL DISTRICT ACTIVITY ACCOUNTS	
• BALANCE SHEET	
• REVENUE REPORT	
• SUMMARY EXPENDITURE REPORT	
• EXPENDITURE REPORT	

# **Business Office Report – October, 2019**

## **1. General Fund Report – 25% of 2019-2020 complete**

### **Revenue**

To date the district has collected \$3,400,000 or 16% of budgeted revenue as compared to \$3,304,000 or 16% for the same period last year.

### **Expenditures**

To date the district has expended \$3,051,000 or 15% of budgeted expenditures as compared to \$2,884,000 or 14% for the same period last year.

## **2. Construction Update**

### **Arena Handrails and Painting**

Handrail installation has begun, so far 2 of the aisles are done. The rest of the project includes repainting all the orange paint, installing cabling 4 inches apart in the lower guard rails, and installing a safer stairway to the press box. Completion date is scheduled for November 11.

### **High School and Middle School Construction**

This project is currently out for bid. Bid opening is set for October 24. Hopefully the Board can award the bid on October 28.

### **Phone System**

We have been researching a new phone system for the high school and middle school. It looks like the price is going to be in the \$100,000 - \$150,000 range. Communication technology is not required to be formally bid therefore we have gotten 2 quotes. A decision on the phone system will be made some time after the construction bid is awarded so we know how much money we have left.

REGULAR MEETING  
HURON BOARD OF EDUCATION  
INSTRUCTIONAL PLANNING CENTER  
SEPTEMBER 9, 2019 – 5:30 p.m.

Roll Call: Garret Bischoff, President, and members: Tim Van Berkum, Craig Lee, Shelly Siemonsma, and David Wheeler. Superintendent Terry Nebelsick and Kelly Christopherson, Business Manager.

Bischoff called the meeting to order at 5:30 p.m.

Bischoff led the Pledge of Allegiance.

Motion by Lee, second by Wheeler, and unanimously carried to adopt the agenda as amended.

Dates to Remember - September 11 Early Release. September 16 Goal Setting Session – Board of Education & Administrators. September 23 School Board Meeting. September 27 Homecoming – Early Release. October 2 Early Release. October 14 Native American Day – No School. October 15 School Board Meeting. October 28 School Board Meeting.

Community Input for Items not on the Agenda

None.

Conflict Disclosure and Consideration of Waivers

None.

Motion by Van Berkum, second by Wheeler, and unanimously carried to approve the consent agenda including the following items: (1) The minutes from the meetings held on August 12 and August 26. (2) The bills for payment as presented (see attached listing). (3) The financial report (as printed below). (4) The hiring of Winona Stahl/Volunteer/Madison 2/3 & Washington 4/5 Centers; Jonna Reid/Substitute Teacher - \$120 per day / Substitute Para-Educator \$14.88 per hour; Richard Lincoln/ Substitute Teacher - \$120 per day / Substitute Para-Educator \$14.88 per hour; Bonnie Biel/TAP – Classroom Leader/\$18.11 per hour/Site Supervisor/\$32.77 per hour; Sylvia Vlasman/SPED Para – Washington/\$15.65 per hour; Allison Wipf/SPED Para – Madison/\$15.03 per hour; Juletta Bradley/SPED Para – Buchanan/\$14.88 per hour; Kyle Will/SPED Para – Madison/\$15.65 per hour; Katie van Engelenhoven/SPED Para – HMS/\$15.03 per hour; Kent Vlieger/Volunteer – Cross Country; and Rachel Rashaad/SPED Para – HMS/\$15.50 per hour. (5) A revised contract

for Michelle Hotchkiss/Revised Contract - +15 hours/+\$1,500.00. (6) The resignations of Nicole Gerber/Food Service-Salad-Breakfast Person/3 years; Cheryl Puhl/Teacher-HMS/33 years/Effective End of School Year 2019-2020; Julie Kasperson/Special Education Teacher-Buchanan K-1 Center/25 years/Effective End of School Year 2019-2020. (7) An intent to apply for grant funding for the Huron Middle School Library by Dayna Winter for a REACH a Teacher Book Grant for 25 free books.

	Bank Balance 8-01-19	Receipts	Disbursements	Bank Balance 8-31-19
General Fund	3,480,601.10	1,205,258.56	955,441.07	3,730,418.59
Capital Outlay	7,909,563.70	10,544.69	596,971.76	7,323,136.63
Special Education	1,164,183.71	198,169.17	237,268.55	1,125,084.33
Building Fund	9,965.51	0.00	0.00	9,965.51
Bond Redem.- Elem	9,730,605.04	4,307.73	0.00	9,734,912.77
Food Service	446,879.27	1,335.19	5,185.08	443,029.38
Enterprise Fund	140,525.03	1,406.40	8,039.35	133,892.08
Activity Account	248,330.13	43,175.16	33,582.21	257,923.08
Health Insurance	136,816.53	216,229.49	270,519.22	82,526.80
Scholarship Fund	253,385.32	0.00	0.00	253,385.32
	----- 23,520,855.34	----- 1,680,426.39	----- 2,107,007.24	----- 23,094,274.49

### Celebrate Successes in the District

Superintendent Nebelsick reported on the successes in the District.

### Reports

- A. Grant Award – An America’s Farmers Grow Rural Education Grant by Bayer in the amount of \$25,000 was presented to Linda Pietz and Jolene Konechne in support of Project Lead the Way. The school was nominated for the grant by several area farmers.
- B. Business Manager’s Report – Kelly Christopherson presented the Business Manager’s Report to the Board.
- C. Superintendent’s Report – Terry Nebelsick presented the Superintendent’s report to the Board.

Old Business

Motion by Wheeler, second by Siemonsma, and unanimously carried to approve changes to Policy IKF – Graduation Requirements.

The Board conducted first reading of the revised Tiger After-School Program (TAP) Handbook 2019-2020. No action was taken.

New Business

Motion by Van Berkum, second by Wheeler, and unanimously carried to appoint Siemonsma as the Delegate to the ASBSD Delegate Assembly and to appoint Lee as the alternate.

Motion by Lee, second by Wheeler, and unanimously approved to adjourn at 6:05 p.m.

---

Garret Bischoff, President

---

Kelly Christopherson, Business Manager

LIST OF BILLS PD 08-13-19 THRU 09-09-19

<u>GENERAL FUND</u>		
<u>VENDOR NAME</u>	<u>DESCRIPTION</u>	<u>AMOUNT</u>
ADVANCE AUTO PARTS	SUPPLIES	3,160.23
ARROWWOOD RESORT	TRAVEL	50.98
ASSOCIATED SCHOOL BOARDS OF SD	DUES	2,220.00
AT & T MOBILITY	COMMUNICATIONS	150.69
AUTO BODY CLINIC	SUPPLIES	2,232.00
AUTO-JET MUFFLER CORPORATION	SUPPLIES	101.49
AUXILIARY PLACEMENT	REFUND	1,300.18
B & H PHOTO	SUPPLIES	139.60
BAND SHOPPE	SUPPLIES	48.90
BARNES & NOBLE	SUPPLIES	1,115.55
BECK ACE HARDWARE	SUPPLIES	701.59
BIG SIOUX REVIEW	FEES	100.00
BLUE GUITAR LLC	SUBSCRIPTION	299.00
BLUE TARP FINANCIAL, INC.	SUPPLIES	145.19
BOB'S PIANO SERVICE, INC.	REPAIRS	110.00
BRUNSON, JASON	PROF SVC	184.76
BUREAU OF ADMINISTRATION	COMMUNICATIONS	41.78
BURNISON PLUMBING & HEATING	SUPPLIES	4,756.15
BUSCH, MATT	TRAVEL	260.00
BUTLER MACHINERY CO.	SUPPLIES	32.24
CARDA, CHAR	SUPPLIES	1,009.68
CDW GOVERNMENT, INC.	SUPPLIES	1,423.44
CENTURY LINK	COMMUNICATIONS	777.62
CHESTERMAN COMPANY	SUPPLIES	41.25
CITY OF HURON	UTILITIES	7,948.92
CMC NEPTUNE	SUBSCRIPTION	1,250.00
CREATIVE PRINTING COMPANY	SUPPLIES	2,672.39
CRIST LOCKSMITHING	SUPPLIES	125.25
CUMMINS SALES AND SERVICE	SUPPLIES	259.95
CURT'S HEATING & COOLING	REPAIRS	332.91
DAKOTA CYCLES	SUPPLIES	22.00
DAKOTA TWO WAY	REPAIRS	276.98
DECKER EQUIPMENT	SUPPLIES	1,303.46
DEVINE, KELLEY	PROF SVC	461.64
DIESEL MACHINERY INC	SUPPLIES	188.19
DIRECT DIGITAL CONTROL INC	REPAIRS	100.00
DIV OF CRIMINAL INVESTIGATION	HISTORY CHECK	173.00
DONUT SHOPPE	SUPPLIES	30.00
DOZARK, KRIS	PROF SVC	222.44
DRAMSTAD REFRIGERATION	REPAIRS	807.06
DRAMSTAD, MIKE	SUPPLIES	437.84
DUXBURY, DEAN	PROF SVC	250.00
E-RATE COMPLETE, LLC	PROF SVC	2,000.00
ECKMANN, CAROL	PROF SVC	957.06
EDGENUITY INC.	SUPPLIES	5,000.00
ETERNAL SECURITY PRODUCTS	EQUIPMENT	1,338.14
EXPLORE LEARNING-GIZMOS	COMPUTER LICENSING	3,295.00
FARMERS CASHWAY	SUPPLIES	142.99
FARNAM'S GENUINE PARTS	SUPPLIES	1,163.37
FASTENAL CO	SUPPLIES	870.86
FESTIVAL OF BANDS	FEES	200.00
FIRST CLASS DESIGN, INC.	SUPPLIES	216.00
FREEMAN, JR., RODNEY	LEGAL SERVICES	1,100.00

FUCHS, JENNIFER	PROF SVC	250.00
GAFFER, MITCH	SUPPLIES	50.89
GERLACH, ERIK	PROF SVC	131.16
GLOBAL INDUSTRIES	SUPPLIES	187.26
GOLDEN WEST TECHNOLOGIES	SUPPLIES	3,249.79
GRAYSON AUTO PARTS	SUPPLIES	11.60
GYNZY	COMPUTER LICENSING	99.00
HARVE'S SPORT SHOP	SUPPLIES	124.25
HAUFF MID-AMERICA SPORTS INC	SUPPLIES	197.00
HEARTLAND PAPER COMPANY	SUPPLIES	5,486.00
HENNRICH, KELLY	AWARDS	250.00
HESLER, LOUIS	PROF SVC	193.00
HILLYARD/SIOUX FALLS	SUPPLIES	640.99
HINNERS, JOHN	PROF SVC	110.00
HIRSCHKORN, DEAN	SUPPLIES	37.44
HOISTAD, CAROL	PROF SVC	286.80
HONKE, JANEL	PROF SVC	270.00
HONOMICHL, AMY	PROF SVC	584.48
HUB CITY ROOFING INC.	REPAIRS	825.00
HUNTIMER, NICK	PROF SVC	270.00
HURON AREA CENTER FOR INDEPENDENCE, INC.	PROF SVC	323.00
HURON CHAMBER & VISITORS BUREAU	SUPPLIES	400.00
HURON CLINIC FOUNDATION, LTD	PROF SVC	440.00
HURON REGIONAL MEDICAL CENTER	DUES & FEES	95.00
IMAGINE LEARNING, INC.	SUPPLIES	10,500.00
INNOVATIVE COLOURS	SUPPLIES	700.00
INNOVATIVE OFFICE SOLUTION	SUPPLIES	2,656.57
INTERSTATE GLASS & DOOR	SUPPLIES	102.04
IXL LEARNING	SUPPLIES	4,002.00
J. RIECK MUSIC	REPAIRS	1,640.00
J.W. PEPPER & SON, INC.	SUPPLIES	559.74
JACKSON CONSULTING, INC.	PROF SVC	720.00
JENSEN LIVESTOCK, INC	SUPPLIES	220.00
JIM & JAKES SPRINKLER SERVICE	REPAIRS	544.68
JOHNSON CONTROLS	REPAIRS	3,055.03
JOHNSON SAND & GRAVEL	GROUND	165.00
KATTNER, KRISTI	TRAVEL	59.44
KELLER, TERRY	PROF SVC	125.00
KERVIN, CALEB	PROF SVC	120.00
KONECHNE, JOLENE	TRAVEL	48.00
LAMINATOR.COM INC.	SUPPLIES	147.24
LEWIS DRUG	SUPPLIES	79.50
LIBRARY STORE, INC., THE	SUPPLIES	46.42
LUTZ, DOUG	PROF SVC	162.60
M & R LAWN SHEERS	PROF SVC	700.00
MACK METAL SALES INC	SUPPLIES	465.14
MADISON CENTRAL SCH DIST 39-2	FEES	75.00
MAILFINANCE	LEASE	1,408.59
MANOLIS GROCERY	SUPPLIES	103.62
MATHESON TRI-GAS INC	SUPPLIES	460.00
MCNEELY, GUY	PROF SVC	261.72
MENARDS	SUPPLIES	526.68
MG OIL COMPANY	SUPPLIES	3,596.95
MIDCONTINENT COMMUNICATIONS	COMMUNICATIONS	1,310.00
MIDWEST FIRE & SAFETY	FIRE SAFETY SERVICE	3,092.00
MIKKELSEN, JEREMY	PROF SVC	125.00



MORLEY ATHLETIC SUPPLY CO INC	SUPPLIES	36.99
MUTH ELECTRIC, INC.	SUPPLIES	7,987.24
NATIONAL SCHOOL PRODUCTS	SUPPLIES	27.95
NEBELSICK, TERRY	TRAVEL	88.92
NEWEGG BUSINESS	SUPPLIES	355.92
NORTH CENTRAL BUS SALES	SUPPLIES	86.81
NORTHERN SD DEBATE DISTRICT	DUES & FEES	125.00
NORTHWEST PIPE FITTINGS, INC.	SUPPLIES	801.25
NORTHWESTERN ENERGY	UTILITIES	9,400.65
O'REILLY AUTO PARTS	SUPPLIES	160.40
OFFICE EQUIPMENT SERVICE	SUPPLIES	3,137.21
OFFICE PEEPS	SUPPLIES	199.19
OLSON, JEANNE	TRAVEL	350.00
OPP, MICHAEL	PROF SVC	250.00
ORTMAN, JULIE	PROF SVC	563.28
OVERBO, JAN	SUPPLIES	19.21
PARKER SCHOOL DISTRICT	DUES	60.00
PB SPORTS	SUPPLIES	50.00
PIETZ, LINDA	SUPPLIES	48.00
POPPLERS MUSIC INC.	SUPPLIES	329.50
PREMIER EQUIPMENT	SUPPLIES	2,956.01
PRO CLEAN PLUS/JACK'S JANITORIAL	PROF SVC	85.00
PROSTROLLO MOTOR SALES, INC.	REPAIRS	446.68
PURSUIT OF EXCELLENCE	FEES	250.00
QUILL CORPORATION	SUPPLIES	178.23
RADKE, MIKE	TRAVEL	141.52
ROZELL, HEATHER	SUPPLIES	150.00
RUNNINGS	SUPPLIES	1,284.78
RVM CONSULTING	PROF SVC	3,975.00
SCHOOL SPECIALTY INC.	SUPPLIES	1,144.53
SCHULZ, RITA	TRAVEL	43.56
SD DEPART OF PUBLIC SAFETY	SUPPLIES	42.40
SD FEDERAL PROPERTY	SUPPLIES	471.25
SDAMLE	PROF SVC	150.00
SDASBO	TRAVEL	75.00
SDHSAA	DUES & FEES	324.58
SDN COMMUNICATIONS	COMMUNICATIONS	905.24
SERVICE FIRST FIRE SPRINKLER LLC	REPAIRS	1,170.00
SHAR PRODUCTS COMPANY	SUPPLIES	1,131.74
SHERWIN WILLIAMS	SUPPLIES	54.04
SIGNATURE PLUS	SUPPLIES	472.50
SNYDER, PATRICK	PROF SVC	125.00
SOUTHWEST STRINGS	SUPPLIES	1,119.79
SPELLING CITY.COM, INC	SUPPLIES	69.95
STAHL, WINONA	PROF SVC	25.00
STAPLES	SUPPLIES	835.87
STERLING COMPUTERS	SUPPLIES	79.90
STREDDE, HALI	PROF SVC	270.00
STUECKRATH, JAMES	SUPPLIES	479.39
SUBWAY	SUPPLIES	188.70
SWEETMAN, KELLY	PROF SVC	300.00
TAYLOR MUSIC	SUPPLIES	1,882.00
TAYLOR SECURITY & LOCK	SUPPLIES	136.37
TEACHER DIRECT	SUPPLIES	38.76
TEACHING TREASURES	SUPPLIES	154.87
TFD SUPPLIES	TECH SUPPLIES	27.50

THIELSEN, DAN	PROF SVC	354.76
TIGER ROAR	SUPPLIES	20.00
TIME FOR KIDS	SUPPLIES	544.50
TRAGER, CINDY	PROF SVC	360.00
TRI-STATE BAND FESTIVAL	FEES	75.00
TSCHETTER'S UPHOLSTERY	REPAIRS	1,600.00
TSCHETTER, STEPHANIE	PROF SVC	250.00
US AUTOFORCE	SUPPLIES	2,776.66
US BANK VOYAGER FLEET SYS	SUPPLIES	26.95
VIS, JANELLE	PROF SVC	270.00
VLIEGER, KENT	PROF SVC	25.00
WAGNER, SCOTT	PROF SVC	486.00
WASTE MANAGEMENT OF WI-MN	SERVICES	188.14
WATKINS, JOYCE S.	PROF SVC	938.30
WEAR, JASON	PROF SVC	304.52
WEED, KIM	PROF SVC	90.00
WHEELER, DAVID	TRAVEL	135.00
WILLIAMS, SAVANNA	PROF SVC	141.76
WW TIRE SERVICE INC	REPAIRS	629.84
YOUNG, LOUIS	PROF SVC	125.00
ZONAR SYSTEMS	TECH SUPPLIES	2,187.93
	<b>FUND TOTAL</b>	<b>162,630.43</b>
<b><u>CAPITAL OUTLAY FUND</u></b>		
APPLE, INC.	SUPPLIES	5,880.00
ASPHALT PAVING & MATERIALS CO	PROF SVC	30,000.00
BARNES & NOBLE	SUPPLIES	322.92
CDW GOVERNMENT, INC.	SUPPLIES	2,056.59
CENTER FOR CIVIC EDUCATION	SUPPLIES	1,281.44
CONNECTING POINT	SUPPLIES	3,222.00
DUANE'S CARPET OUTLET, INC.	SUPPLIES	7,165.00
FLATLAND CONCRETE, INC.	REPAIRS	12,481.14
FOLLETT SCHOOL SOLUTIONS, INC.	SUPPLIES	4,659.10
HEARTLAND PAPER COMPANY	SUPPLIES	1,220.00
HOUGHTON MIFFLIN COMPANY	SUPPLIES	4,200.27
KOCH HAZARD	PROF SVC	12,836.30
MARV'S APPLIANCE	SUPPLIES	1,000.00
MIDWEST PLAYSAPES	REPAIRS	3,492.00
OFFICE PEEPS	SUPPLIES	737.00
R & R CREATIONS	REPAIRS	23,205.00
RENAISSANCE	SUPPLIES	2,730.00
RUGGED PROTECTION, LLC	SUPPLIES	958.00
SCHOOL SPECIALTY INC.	SUPPLIES	360.71
	<b>FUND TOTAL</b>	<b>117,807.47</b>
<b><u>SPECIAL EDUCATION FUND</u></b>		
ARROWWOOD RESORT	TRAVEL	50.97
BLACK HILLS SPECIAL SERVICES	PROF SVC	1,000.00
CENTURY LINK	COMMUNICATIONS	120.69
CHILDREN'S HOME SOCIETY	PROF SVC	5,182.97
CPI	SUPPLIES	1,347.00
EDWARDS, LINDSY	TRAVEL	45.36
FLAGHOUSE, INC.	SUPPLIES	36.50
LARSON, KRISTIE	PROF SVC	7,479.00
NCS PEARSON, INC.	SUPPLIES	20.30
PLANKINTON SCHOOL DISTRICT	TUITION	4,736.16
PRO PT, INC.	PROF SVC	4,428.44
PRO-ED	SUPPLIES	64.90
PROFESSIONAL HEARING SERVICES	SUPPLIES	1,427.00

REMEDIA PUBLICATIONS, INC.	SUPPLIES	125.96
SCHOOL SPECIALTY INC.	SUPPLIES	1,210.62
SONOVA USA INC	REPAIRS	405.00
STERLING COMPUTERS	SUPPLIES	951.00
TEACHER DIRECT	SUPPLIES	662.30
WIPF, MARY HELEN	TRAVEL	105.48
	<b>FUND TOTAL</b>	<b>29,399.65</b>
<b><u>BUILDING FUND</u></b>		
INNOVATIVE OFFICE SOLUTION	SUPPLIES	507.00
RUNNINGS	SUPPLIES	1,723.39
	<b>FUND TOTAL</b>	<b>2,230.39</b>
	<b>CHECKING ACCOUNT TOTAL</b>	<b>312,067.94</b>
<b><u>FOOD SERVICE FUND</u></b>		
BECK ACE HARDWARE	MISCELLANEOUS	125.06
BERNARD	FOOD	2,589.00
BEVERIDGE, COLIN	FOOD	1,236.25
CENTURY LINK	TELEPHONE	53.64
CHRISTIANSEN COMPLETE WATER	WATER SERVICE	270.61
COBORNS	FOOD	1,106.85
COCA COLA OF CENTRAL SD	FOOD	240.73
COLE PAPERS, INC.	PAPER/DISH/CLEANING	2,748.28
CWD-ABERDEEN	SUPPLIES	407.96
DEAN FOODS NORTH CENTRAL, INC.	FOOD	940.97
DRAMSTAD REFRIGERATION	REPAIR/MAINTENANCE	1,214.10
FIRST CLASS DESIGN, INC.	SUPPLIES	1,105.00
GENERAL PARTS, INC.	REPAIR/MAINTENANCE	113.98
HEARTLAND PAPER COMPANY	SUPPLIES	763.01
HURD ALIGNMENT & MACHINE INC.	VEHICLE	188.78
LEWIS DRUG	MISCELLANEOUS	26.92
MACK METAL SALES INC	SUPPLIES	60.00
MG OIL COMPANY	SUPPLIES	81.21
NORTH CENTRAL SEED CO	FOOD	237.54
OLMSTED, JANELLE	SUPPLIES	8.82
R & L SANITARY SERVICE	SUPPLIES	250.00
RAINBOW FLOWER SHOP	MARKETING	28.00
REINHART INSTITUTIONAL FOODS	SUPPLIES	27,226.93
SAWVELL, KARLA	SUPPLIES	21.88
SIGNATURE PLUS	SUPPLIES	1,725.20
TOMPKINS, CAROL	SUPPLIES	257.24
WALTER, JERAINÉ	REPAIR	5.00
	<b>FUND TOTAL</b>	<b>43,032.96</b>
	<b>CHECKING ACCOUNT TOTAL</b>	<b>43,032.96</b>
<b><u>ENTERPRISE FUND</u></b>		
CENTURY LINK	TELEPHONE	26.82
COCA COLA OF CENTRAL SD	FOOD	1,712.85
CWD-ABERDEEN	SUPPLIES	600.66
FRITO-LAY, INC	FOOD	308.52
HENRY'S FOODS, INC.	FOOD	1,461.22
REINHART INSTITUTIONAL FOODS	SUPPLIES	568.35
	<b>FUND TOTAL</b>	<b>4,678.42</b>
	<b>CHECKING ACCOUNT TOTAL</b>	<b>4,678.42</b>
<b><u>ACTIVITY FUND</u></b>		
BROADLAND CREEK GOLF COURSE	SUPPLIES	319.50
CREATIVE PRINTING COMPANY	SUPPLIES	1,285.61
CURT MERRIMAN PRINTING	SUPPLIES	160.00
FOSS, BETH	SUPPLIES	117.12
HEINZ, PEGGY	SUPPLIES	238.90

HOFER, MANDY  
 JONES, CRAIG  
 KNIPPLING, BRANDI  
 PB SPORTS  
 ROZELL, HEATHER  
 RUBISH, SARAH  
 STUDENT TREASURES LLC  
 TIGER ROAR  
 WALKER'S FLOWER SHOP  
 WEHLANDER, LORI

SUPPLIES	94.79
PROF SVC	25.00
SUPPLIES	9.54
SUPPLIES	539.96
SUPPLIES	14.02
SUPPLIES	438.13
STUDENT BOOKS	895.50
SUPPLIES	100.00
SUPPLIES	167.28
TECH SUPPLIES	48.98
<b>FUND TOTAL</b>	<b>4,454.33</b>
<b>CHECKING ACCOUNT TOTAL</b>	<b>4,454.33</b>

GROSS PAYROLL

INSTRUCTIONAL	43,423.70
SUPPORT SERVICES	254,043.01
COMMUNITY SERVICES	3,503.00
CO-CURRICULAR	1,869.88
SPECIAL SERVICES	46,117.88
FOOD SERVICE	19,446.55
ENTERPRISE FUND	5,509.60
TOTAL GROSS PAYROLL FOR AUGUST 2019	<u>373,913.62</u>

BENEFITS

SOCIAL SECURITY	27,703.77
HURON SCHOOL DISTRICT	
LIFE INSURANCE & HEALTH INSURANCE	54,287.13
SOUTH DAKOTA RETIREMENT	21,105.05
TOTAL BENEFITS FOR AUGUST 2019	<u>103,095.95</u>

SPECIAL MEETING  
HURON BOARD OF EDUCATION  
INSTRUCTIONAL PLANNING CENTER  
SEPTEMBER 23, 2019 – 5:30 p.m.

Roll Call: Garret Bischoff, President, and members: Tim Van Berkum, Craig Lee, Shelly Siemonsma, and David Wheeler. Superintendent Terry Nebelsick and Kelly Christopherson, Business Manager.

Bischoff called the meeting to order at 5:30 p.m.

Bischoff led the Pledge of Allegiance.

Motion by Wheeler, second by Lee, and unanimously carried to adopt the agenda as amended.

Dates to Remember – September 27 Homecoming – Early Release. October 2 Early Release. October 14 Native American Day – No School. October 15 School Board Meeting. October 28 School Board Meeting. November 6 Early Release. November 11 Veterans’ Day Holiday – No School. November 12 School Board Meeting – 5:30 p.m. – IPC – Tuesday. November 25 School Board Meeting. November 27 Early Release. November 28 Holiday Break – No School.

Community Input for Items not on the Agenda

None.

Conflict Disclosure and Consideration of Waivers

None.

Motion by Van Berkum, second by Siemonsma, and unanimously carried to approve the consent agenda including the following items: (1) The hiring of Crystal Lien/Volunteer /Assistant Strength & Conditioning Coach; Caleb Schoenfelder/Substitute SPED Para-Educator-JV & HT/\$14.88 per hour; Kristin Pichura/Substitute Teacher - \$120 per day / Substitute Para-Educator - \$14.88 per hour; William Watson/ Substitute Teacher - \$120 per day / Substitute Para-Educator - \$14.88 per hour; Patricia Shoemaker/ Substitute Teacher - \$120 per day / Substitute Para-Educator - \$14.88 per hour; Dean Lindstad/Substitute Bus Driver/\$25 per hour; Kelly Schell/Food Service-MS/\$15.12 per hour; and Holli Rodriguez /Food Service-HS/\$14.09 per hour. (2) The resignations of Sandy Story/Food Service-HS Cashier/Prep Person/6 months; and MaKayla Hofer/Special Education Para-Educator-HS/1

year. (3) The bills for payment as presented (see attached listing). (4) Open enrollment request #OE-2019-08. (5) An intent to apply for grant funding for the HHS Student Council by Sarah Rubish from the Walmart Community Grant in the amount of \$650 for HHS's Trick or Treat Community Outreach.

### Celebrate Successes in the District

Superintendent Nebelsick reported on the successes in the District.

### Reports

- A. Good News Report – Mike Radke gave a report.
- B. Superintendent's Report – Terry Nebelsick presented the Superintendent's report to the Board.

### Old Business

Motion by Siemonsma, second by Wheeler, and unanimously carried to approve the proposed changes to the Tiger After-School Program (TAP) Handbook 2019-2020.

Motion by Wheeler, second by Siemonsma, and unanimously carried to set the 2019 Capital Outlay tax levy dollar request at \$3,135,777; this is \$500,000 below the maximum allowable tax request.

Motion by Wheeler, second by Siemonsma, and unanimously carried to approve the tax request for 2019 taxes payable in 2020.

### New Business

Superintendent Nebelsick presented the Huron School District Bullying Prevention Data Collection Report for 2018-2019 School Year.

Motion by Wheeler, second by Van Berkum, and unanimously carried to approve the supplemental budget resolution 2019-09-23-01 for the Special Education Fund for the 2019-2020 budget in the amount of \$150,000.

The Board conducted first reading of proposed changes and additions to the Branding Guide. No action was taken.

Motion by Lee, second by Wheeler, and unanimously approved to adjourn at 6:43 p.m.

---

Garett Bischoff, President

---

Kelly Christopherson, Business Manager

LIST OF BILLS PD 09-23-2019

GENERAL FUND

VENDOR NAME

ALPHA FACTOR  
MIDCONTINENT COMMUNICATIONS  
NORTHWESTERN ENERGY  
SHERATON SIOUX FALLS

DESCRIPTION

SUPPLIES  
COMMUNICATIONS  
UTILITIES  
TRAVEL  
FUND TOTAL

AMOUNT

2,284.63  
4,640.00  
25,602.79  
1,755.00  
34,282.42

CAPITAL OUTLAY FUND

MUTH ELECTRIC, INC.

SUPPLIES

FUND TOTAL

55,431.00

55,431.00

SPECIAL EDUCATION FUND

LRP PUBLICATIONS

SUPPLIES

FUND TOTAL

CHECKING ACCOUNT TOTAL

1,038.00


1,038.00


90,751.42

Huron School District 2-2  
Adoption of Supplemental Budget  
Resolution 2019-09-23-01  
September 23, 2019 Board Meeting

Let it be resolved, that the school board of the Huron School District 2-2, in accordance with SDCL 13-11-3.2 and after duly considering the proposed supplemental budget, hereby approves and adopts the following supplemental budget in total for the Special Education Fund:

Appropriation	Means of Finance	Amount
Severe Disabilities (22-1222)	Fund Balance	150,000
	Total	150,000

  
\_\_\_\_\_  
Presiding Officer

  
\_\_\_\_\_  
Business Manager



# Attachment “A”

List of Bills  
For Consideration and Approval

<u>Vendor Name</u>		<u>Vendor Description</u>	<u>Amount</u>
Checking	1		
Checking	1	Fund: 10 GENERAL FUND	
4N6 FANATICS		SUPPLIES	150.00
ADVANCE AUTO PARTS		SUPPLIES	37.49
ALC CHRISTIAN LEARNING CENTER PRESCHOOL		PROF SVC	40.00
AMERICAN BAND ACCESSORIES		SUPPLIES	2,666.05
APPLE, INC.		SUPPLIES	1,756.95
AUTOMATIC BUILDING CONTROLS		REPAIRS	238.90
BECK ACE HARDWARE		SUPPLIES	623.72
BJU PRESS		PROF SVC	200.00
BLUE TARP FINANCIAL, INC.		SUPPLIES	165.80
BRIGHT SOLUTIONS FOR DYSLEXIA		SUPPLIES	48.95
BSN SPORTS LLC		SUPPLIES	500.00
BUHL'S DRYCLEANING		LAUNDRY	219.66
BUHL'S OF HURON		SUPPLIES	62.00
BUREAU OF ADMINISTRATION		COMMUNICATIONS	63.28
BURNISON PLUMBING & HEATING		SUPPLIES	1,576.26
BUTLER MACHINERY CO.		SUPPLIES	62.30
C & J BUS REPAIR, INC		SUPPLIES	254.91
CARDMEMBER SERVICE		SUPPLIES	1,219.88
CDW GOVERNMENT, INC.		SUPPLIES	1,099.37
CHRISTIANSEN COMPLETE WATER		SUPPLIES	190.80
CITY OF HURON		UTILITIES	13,768.87
COBORNS INC		SUPPLIES	528.86
COMBINED BUILDING SPECIALTIES INC		SUPPLIES	388.00
CREATIVE PRINTING COMPANY		SUPPLIES	2,436.79
CRIST LOCKSMITHING		SUPPLIES	72.50
CUMMINS SALES & SERVICE		REPAIRS	97.14
DAKOTA PRECISION, LLC		SERVICE	270.00
DECKER EQUIPMENT		SUPPLIES	412.88
DEMCO INC		SUPPLIES	156.89
DIESEL MACHINERY INC		SUPPLIES	112.40
EAST RIVER NURSERY		SUPPLIES	173.80
EJ'S CLEANING		PROF SVC	4,213.00
ELO PROF., LLC		PROF SVC	7,500.00
ETERNAL SECURITY PRODUCTS		EQUIPMENT	1,291.78
FAIR CITY FOODS		SUPPLIES	191.14
FARM AND HOME PUBLISHERS		SUPPLIES	112.00
FARMERS CASHWAY		SUPPLIES	591.06
FARNAM'S GENUINE PARTS		SUPPLIES	516.29
FASTENAL CO		SUPPLIES	1,568.62
FERGUSON ELECTRIC, INC		SUPPLIES	14.86
FIRST CLASS DESIGN, INC.		SUPPLIES	1,189.00
FREEMAN, JR., RODNEY		LEGAL SERVICES	1,100.00
GOLDEN WEST TECHNOLOGIES		SUPPLIES	750.00
GRAYSON AUTO PARTS		SUPPLIES	237.10
HAUFF MID-AMERICA SPORTS INC		SUPPLIES	324.95

<u>Vendor Name</u>	<u>Vendor Description</u>	<u>Amount</u>
HEARTLAND PAPER COMPANY	SUPPLIES	4,235.42
HEFTY SEED COMPANY	SUPPLIES	138.60
HILLYARD/SIOUX FALLS	SUPPLIES	724.03
HOLY TRINITY CATHOLIC SCHOOL	PROF SVC	140.00
HUB CITY ROOFING INC.	REPAIRS	606.00
HURD ALIGNMENT & MACHINE, INC.	SUPPLIES	1,002.20
HURON AREA CENTER FOR INDEPENDENCE, INC.	PROF SVC	456.00
HURON CLINIC FOUNDATION, LTD	PROF SVC	440.00
HURON PLAINSMAN, (THE)	PUBLICATIONS	2,231.82
HURON WELDING	REPAIRS	53.81
IDVILLE	SUPPLIES	413.29
INFINITE CAMPUS	SUPPLIES	425.00
INGRAM LIBRARY SERVICES	BOOKS	0.00
INNOVATIVE OFFICE SOLUTION	SUPPLIES	171.15
INTERSTATE GLASS & DOOR	SUPPLIES	47.93
J.W. PEPPER & SON, INC.	SUPPLIES	937.94
JENSEN LIVESTOCK, INC	SUPPLIES	220.00
JOHNSON CONTROLS	REPAIRS	734.40
JOHNSON SAND & GRAVEL	GROUNDS	330.00
JOSTENS	SUPPLIES	2,884.46
KASPERSONS, INC.	SUPPLIES	493.90
KIBBLE EQUIPMENT	SUPPLIES	10.30
KINDERMUSIK INT	SUPPLIES	256.29
KINGDOM KIDS LEARNING CENTER	PROF SVC	40.00
KOR MANAGEMENT SERVICES, LLC	PROF SVC	301.00
LEWIS DRUG	SUPPLIES	301.37
M & R LAWN SHEERS	PROF SVC	700.00
MACK METAL SALES INC	SUPPLIES	64.07
MCKESSON MEDICAL SURGICAL	SUPPLIES	616.07
MEDCO SUPPLY CO	SUPPLIES	243.03
MENARDS	SUPPLIES	249.59
MG OIL COMPANY	SUPPLIES	11,378.17
MICHAELS FENCE & SUPPLY	SUPPLIES	859.20
MIDCONTINENT COMMUNICATIONS	COMMUNICATIONS	5,950.00
MT CALVARY LUTHERAN PRESCHOOL	PROF SVC	187.50
MUTH ELECTRIC, INC.	SUPPLIES	575.90
NASASP	DUES	39.00
NATIONAL GEOGRAPHIC SOCIETY	SUPPLIES	52.25
NORTH CENTRAL BUS SALES	SUPPLIES	82.12
NORTHWEST PIPE FITTINGS, INC.	SUPPLIES	1,031.30
NORTHWESTERN ENERGY	UTILITIES	39,809.26
OFFICE EQUIPMENT SERVICE	SUPPLIES	62,533.00
OFFICE PEEPS	SUPPLIES	18.04
OLSON, DIANE	PROF SVC	546.20
OT REPAIR	SUPPLIES	148.56
OXFORD UNIVERSITY PRESS	SUPPLIES	2,282.67
PAPER CORPORATION	SUPPLIES	1,255.20

<u>Vendor Name</u>	<u>Vendor Description</u>	<u>Amount</u>
PIONEER DRAMA SERVICE, INC.	SUPPLIES	390.00
POPP BINDING & LAMINATING INC	SUPPLIES	198.39
POPPLERS MUSIC INC.	SUPPLIES	1,178.08
POWERSCHOOL GROUP LLC	SUPPLIES	1,359.24
PRECISION ROLLER	SUPPLIES	97.34
PREMIER EQUIPMENT	SUPPLIES	2,411.33
PROJECT LEAD THE WAY INC.	SUPPLIES	21,370.75
PROSTROLLO MOTOR SALES, INC.	REPAIRS	50.18
QUICK ACCESS	TECH SUPPLIES	1,625.00
RAYMOND OIL COMPANY	SUPPLIES	20.00
RENAISSANCE	COMPUTER LICENSING	7,375.00
RUGGED PROTECTION, LLC	SUPPLIES	718.50
RUNNINGS	SUPPLIES	238.96
SCHOOL DATEBOOKS	SUPPLIES	199.50
SCHOOL SPECIALTY INC.	SUPPLIES	4,289.17
SDN COMMUNICATIONS	COMMUNICATIONS	905.24
SHAR PRODUCTS COMPANY	SUPPLIES	628.97
SHERWIN WILLIAMS	SUPPLIES	268.66
SIGNATURE PLUS	SUPPLIES	146.44
SMALL WORLD MUSICFOLDER.COM INC	SUPPLIES	1,254.15
SOUTHWEST BINDING & LAMINATING	SUPPLIES	179.04
SPOTLESS CLEANING	PROF SVC	5,796.00
STAPLES	SUPPLIES	110.99
SUPREME SCHOOL SUPPLY COMPANY	SUPPLIES	231.89
TAYLOR MUSIC	SUPPLIES	1,734.00
TEACHER CREATED RESOURCES	SUPPLIES	17.97
TEACHER SYNERGY, LLC	SUPPLIES	11.20
TEACHERS PAY TEACHERS	SUPPLIES	31.25
TURF & SOIL DIAGNOSTICS, INC.	REPAIRS	1,350.00
UPS STORE, THE	SUPPLIES	86.34
WATKINS, JOYCE S.	PROF SVC	938.30
WW TIRE SERVICE INC	REPAIRS	39.60
ZONAR SYSTEMS	SUPPLIES	8,024.16
	<b>Fund Total:</b>	<b>258,685.93</b>
<b>Checking</b>	<b>1 Fund: 21 CAPITAL OUTLAY FUND</b>	
APPLE, INC.	SUPPLIES	8,070.00
BARNES & NOBLE	SUPPLIES	404.66
BOOK OUTLET	SUPPLIES	222.20
CENTER FOR CIVIC EDUCATION	SUPPLIES	20.00
DUANE'S CARPET OUTLET, INC.	SUPPLIES	600.00
ELECTRO MEDICAL EQUIPMENT, INC	SUPPLIES	3,200.00
FIRST BOOK	SUPPLIES	99.94
FIRST CLASS DESIGN, INC.	SUPPLIES	808.75
FOLLETT SCHOOL SOLUTIONS, INC.	SUPPLIES	126.37
FULL COMPASS SYSTEM	SUPPLIES	5,641.66
HOUGHTON MIFFLIN COMPANY	SUPPLIES	1,138.70
INGRAM LIBRARY SERVICES	BOOKS	754.29
KOCH HAZARD	PROF SVC	57,587.00

<u>Vendor Name</u>	<u>Vendor Description</u>	<u>Amount</u>		
MCGRAW-HILL EDUCATION INC	SUPPLIES	1,026.31		
OFFICE PEEPS	SUPPLIES	246.00		
PEARSON EDUCATION INC	SUPPLIES	2,455.87		
PENWORTHY COMPANY	SUPPLIES	632.98		
RURAL ELECTRIC ECONOMIC DEVELOPMENT, INC.	PRINCIPAL	30,000.00		
T.M. BOOKS	BOOKS	660.00		
		<b>Fund Total:</b>		<b>113,694.73</b>
<b>Checking</b>	<b>1</b>	<b>Fund: 22</b>	<b>SPECIAL EDUCATION FUND</b>	
CASE/NASDSE CONFERENCE	PROF SVC	435.00		
CDW GOVERNMENT, INC.	SUPPLIES	63.60		
CHILDREN'S HOME SOCIETY	PROF SVC	482.04		
CORE EDUCATIONAL COOPERATIVE	PROF SVC	443.68		
CORNERSTONES CAREER LEARNING	PROF SVC	734.25		
FAIR CITY FOODS	SUPPLIES	166.48		
FUN AND FUNCTION	SUPPLIES	78.94		
INNOVATIVE OFFICE SOLUTION	SUPPLIES	91.37		
LAMINATOR.COM INC.	SUPPLIES	142.06		
LARSON, KRISTIE	PROF SVC	3,324.00		
LEWIS DRUG	SUPPLIES	47.92		
MCGRAW-HILL EDUCATION INC	SUPPLIES	1,041.28		
OFFICE EQUIPMENT SERVICE	SUPPLIES	1,804.34		
PLANKINTON SCHOOL DISTRICT	TUITION	4,520.88		
PRO PT, INC.	PROF SVC	14,601.06		
SCHOOL SPECIALTY INC.	SUPPLIES	201.78		
STAPLES	SUPPLIES	62.67		
TEACHER DIRECT	SUPPLIES	191.28		
THERAPY SHOPPE, INC.	SUPPLIES	148.21		
		<b>Fund Total:</b>		<b>28,580.84</b>
<b>Checking</b>	<b>1</b>	<b>Fund: 25</b>	<b>BUILDING FUND</b>	
DRAMSTAD REFRIGERATION	REPAIRS	291.30		
		<b>Fund Total:</b>		<b>291.30</b>
		<b>Checking Account Total:</b>		<b>401,252.80</b>

<u>Vendor Name</u>		<u>Vendor Description</u>	<u>Amount</u>
<u>Checking</u>	4		
<b>Checking</b>	<b>4</b>	<b>Fund: 51 FOOD SERVICE FUND</b>	
ACCO BRANDS USA LLC		SUPPLIES	29.09
BECK ACE HARDWARE		MISCELLANEOUS	3.59
BEVERIDGE, COLIN		FOOD	6,779.25
BORRERO, RUBEN VELEZ		REFUND	53.85
CARLSON'S NORTHSIDE SERVICE		SUPPLIES	139.08
CHRISTIANSEN COMPLETE WATER		WATER SERVICE	86.20
COBORNS		FOOD	145.49
COCA COLA OF CENTRAL SD		FOOD	507.42
COLE PAPERS, INC.		PAPER/DISH/CLEANING	642.30
DEAN FOODS NORTH CENTRAL, INC.		FOOD	9,425.05
DECKER'S PEST CONTROL		PROF SVC	375.00
DESIGN SPECIALTIES, INC		MISC UTENSIL	540.00
DRAMSTAD REFRIGERATION		REPAIR/MAINTENANCE	1,430.21
FARMER BROS. COFFEE		FOOD	497.41
FARNAM'S GENUINE PARTS		MISC	573.14
HEARTLAND PAPER COMPANY		SUPPLIES	179.32
HEBDA PRODUCE		FOOD	1,574.00
INNOVATIVE OFFICE SOLUTIONS LLC		OFFICE SUPPLIES	169.41
KEN'S GLASS & MIRROR		REPAIRS	387.66
LEISURE LINE TABLEWARE		MISC UTENSIL	325.74
LEWIS DRUG		MISCELLANEOUS	92.30
MG OIL COMPANY		SUPPLIES	73.21
OFFICE EQUIPMENT SERVICE		OFFICE SUPPLIES/REPAIR	2,707.09
REINHART INSTITUTIONAL FOODS		SUPPLIES	49,325.31
TOMPKINS, CAROL		SUPPLIES	14.72
WYSHBONE MARKET, LLC		FOOD	272.00
		<b>Fund Total:</b>	<b>76,347.84</b>
		<b>Checking Account Total:</b>	<b>76,347.84</b>

<u>Vendor Name</u>		<u>Vendor Description</u>	<u>Amount</u>
<u>Checking</u>	5		
<b>Checking</b>	<b>5</b>	<b>Fund: 53 ENTERPRISE FUND</b>	
COCA COLA OF CENTRAL SD		FOOD	931.64
DONUT SHOPPE		FOOD	40.00
EARTHGRAINS COMPANY		FOOD	159.54
FRITO-LAY, INC		FOOD	681.41
HENRY'S FOODS, INC.		FOOD	1,336.82
MIDWEST MINIMELTS		FOOD	1,239.13
MUTH ELECTRIC, INC		REPAIR/MAINTENANCE	182.90
REINHART INSTITUTIONAL FOODS		SUPPLIES	461.93
SCHOOL NUTRITION ACCOUNT		MISC	137.13
SNAPPY POPCORN CO, INC.		FOOD	799.00
		<b>Fund Total:</b>	<b>5,969.50</b>
		<b>Checking Account Total:</b>	<b>5,969.50</b>

GROSS PAYROLL

INSTRUCTIONAL	661,330.98
SUPPORT SERVICES	316,325.54
COMMUNITY SERVICES	5,619.69
CO-CURRICULAR	45,207.50
SPECIAL SERVICES	179,878.53
FOOD SERVICE	25,349.09
ENTERPRISE FUND	1,504.41
TOTAL GROSS PAYROLL FOR AUGUST 2019	<u>1,235,215.74</u>

BENEFITS

SOCIAL SECURITY	90,639.84
HURON SCHOOL DISTRICT	
LIFE INSURANCE & HEALTH INSURANCE	185,544.49
SOUTH DAKOTA RETIREMENT	72,180.67
TOTAL BENEFITS FOR AUGUST 2019	<u>348,365.00</u>

**American Bank & Trust**

September 2019 Statement

Page 1 of 3

Open Date: 08/23/2019 Closing Date: 09/20/2019

Account:


Visa® Business Bonus Rewards Card  
HURON SCHOOL DISTRICT (CPN 001040722)

Cardmember Service 1-866-552-8855  
BUS 30 ELN 8 14

<b>New Balance</b>	<b>\$1,219.88</b>
<b>Minimum Payment Due</b>	<b>\$13.00</b>
<b>Payment Due Date</b>	<b>10/19/2019</b>

<b>Reward Points</b>	
Earned This Statement	1,525
Reward Center Balance as of 09/19/2019	4,021
For details, see your rewards summary.	

<b>Activity Summary</b>	
Previous Balance	\$0.00
Payments	\$0.00
Other Credits	\$0.00
Purchases	+ \$1,219.88
Balance Transfers	\$0.00
Advances	\$0.00
Other Debits	\$0.00
Fees Charged	\$0.00
Interest Charged	\$0.00
<b>New Balance</b>	<b>= \$1,219.88</b>
<b>Past Due</b>	<b>\$0.00</b>
<b>Minimum Payment Due</b>	<b>\$13.00</b>
Credit Line	\$22,000.00
Available Credit	\$20,780.12
Days in Billing Period	29



**Payment Options:**

Mail payment coupon with a check

Pay online at myaccountaccess.com

Pay by phone 1-866-552-8855

Please detach and send coupon with check payable to: Cardmember Service CPN 001040722

**Cardmember Service**

24-Hour Cardmember Service: 1-866-552-8855

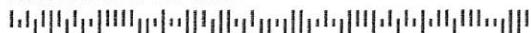
- to pay by phone
- to change your address

Account Number	
Payment Due Date	10/19/2019
New Balance	\$1,219.88
Minimum Payment Due	\$13.00

Amount Enclosed \$ \_\_\_\_\_

HURON SCHOOL DISTRICT  
ACCOUNTS PAYABLE  
PO BOX 949  
HURON SD 57350-0949

Cardmember Service  
P.O. Box 790408  
St. Louis, MO 63179-0408







**Bonus Rewards**

<b>Rewards Center Activity as of 09/19/2019</b>	
Rewards Center Activity*	0
Rewards Center Balance	4,021

\*This item includes points redeemed, expired and adjusted.

Rewards Earned	This Statement	Year to Date
Points Earned on Net Purchases	1,220	3,849
25% Monthly Bonus	305	962
<b>Total Earned</b>	<b>1,525</b>	<b>4,811</b>

For rewards program inquiries and redemptions, call 1-888-229-8864 from 8:00 am to 10:00 pm (CST) Monday through Friday, 8:00 am to 5:30 pm (CST) Saturday and Sunday. Automated account information is available 24 hours a day, 7 days a week.

**Important Messages**

**Paying Interest:** You have a 24 to 30 day interest-free period for Purchases provided you have paid your previous balance in full by the Payment Due Date shown on your monthly Account statement. In order to avoid additional INTEREST CHARGES on Purchases, you must pay your new balance in full by the Payment Due Date shown on the front of your monthly Account statement.

There is no interest-free period for transactions that post to the Account as Advances or Balance Transfers except as provided in any Offer Materials. Those transactions are subject to interest from the date they post to the Account until the date they are paid in full.

**SKIP THE MAILBOX:** Switch to e-statements and securely access your statements online. Get started at [myaccountaccess.com/paperless](http://myaccountaccess.com/paperless)

**Transactions** CHRISTOPHERSON,KELLY Credit Limit \$22000

Post Date	Trans Date	Ref #	Transaction Description	Amount	Notation
<b>Purchases and Other Debits</b>					
09/04	09/03	2404	EMPIRE PLASTICS 605-3392896 SD	\$860.00	_____
09/16	09/13	7223	ADOBE *CREATIVE CLOUD 800-833-6687 CA	\$359.88	_____
<b>Total for Account</b>				<b>\$1,219.88</b>	

<b>2019 Totals Year-to-Date</b>	
Total Fees Charged in 2019	\$0.00
Total Interest Charged in 2019	\$0.00

(605) 339-2896  
FAX (605) 339-2857



4110 N. Potsdam Avenue  
Sioux Falls, SD 57104

SOLD TO:

HURON SCHOOL DISTRICT 2-2  
ATTN; REX SAWVELL  
BUILDING AND GROUNDS

SHIP TO:

### INVOICE

DATE	09/03/19	NO.	118960	PG	1	DUE	09/03/19
------	----------	-----	--------	----	---	-----	----------

SHIP VIA	EMAIL WHEN IN <input checked="" type="checkbox"/>	FOB	EMPIRE PLASTICS	TERMS	VISA	YOUR #	REX SAWVELL	OUR #	
DESCRIPTION			ORDERED	SHIPPED	UNIT PRICE	EXTENDED PRICE			

2108 GREEN ACRYL 1/4X48X96"	4.0	4.0	215.0000	860.00
Item #: 2108GN2204896				
TAX EXEMPT CERT ATTACHED				

Amounts unpaid 30 days after invoice date  
are subject to a 1.5% finance charge per month.

SUB TOTAL	860.00
TAX	0.00
TOTAL	860.00
<b>NET TO PAY</b>	<b>860.00</b>

**Biel, Pamela**

---

**From:** Cardmember Service Account Alerts <accountalerts@alert.myaccountaccess.com>  
**Sent:** Tuesday, September 3, 2019 2:07 PM  
**To:** Huron AP  
**Subject:** American Bank & Trust Transaction Notification



Cardmember Se

Account Number ending in 5234

Your account was charged \$860.00 at EMPIRE PLASTICS. To view your account, login to your American Bank & Trust credit card account your financial institution's website or the Online Account Access website at [myaccountaccess.com](http://myaccountaccess.com).

You are receiving this email because you signed up for alerts through your American Bank & Trust credit card. If you no longer wish to rec alert, login to inactivate the alert. Please do not reply to this message.

Thank you for being a valued Cardmember.

---

Protecting your privacy is our priority. We will never request personal information (such as your Personal ID, Password, Social Security Number, PIN, or Account Number) via email. We recommend that you do not share this information with anyone, at any time. Sharing such information gives the recipient full access to your account. If you receive emails requesting p call Cardmember Service immediately at the number on the back of your card.

[View the Elan Financial Services Privacy Policy](#)

Elan Financial Services - PO Box 6354 - Fargo, ND - 58125-6354

The creditor, issuer and service provider of your American Bank & Trust Credit Card is Elan Financial Services.



**INVOICE**



**Remit To:**  
Adobe Inc.  
29322 Network Place  
Chicago, IL 60673-1293

**Wires To:**  
Bank: JPM Chase/ Acct#: 100081931  
ABA: 021000021/ SWIFT: CHASUS33

Federal Tax ID 77-0019522

Reprint Page 1 of 1

**Invoice Number:** 1081574556  
**Invoice Date:** SEP-12-19  
**Payment Terms:** Credit Card  
**Due Date:** SEP-19-19  
**Purchase Order:** HDB039975001EDU  
**Contract No** 00004490  
**Order Number:** 5025091624  
**Order Date:** SEP-12-18  
**Customer No.:** 1452233  
**Bill to No.** 551221734

**Adobe Contact Information:**  
<https://helpx.adobe.com/contact.html>

**Bill To:**  
Tiffany Eckmann  
aa  
SAN JOSE CA 95110

Line No	Material No / Description	UOM	Unit Price	Qty	Extended Price
000020	65230032 Creative Cloud Indiv ALL MLP 12MO Ed PRPD DSP Rnw MUN 1YR ED RNW	EA	359.88	1	359.88
<b>North America</b>					
			<b>Invoice Totals</b>		
			<b>S &amp; H</b>	<b>Sales Tax</b>	<b>Currency</b>
			0.00	0.00	USD
				<b>Qty Shipped</b>	<b>Invoice Total</b>
				1	359.88

Comments:

**Biel, Pamela**

---

**From:** Cardmember Service Account Alerts <accountalerts@alert.myaccountaccess.com>  
**Sent:** Thursday, September 12, 2019 11:29 AM  
**To:** Huron AP  
**Subject:** American Bank & Trust Transaction Notification



Cardmember Se

Account Number ending in 5234

Your account was charged \$359.88 at ADOBE \*CREATIVE CLOUD. To view your account, login to your American Bank & Trust credit card through your financial institution's website or the Online Account Access website at [myaccountaccess.com](http://myaccountaccess.com).

You are receiving this email because you signed up for alerts through your American Bank & Trust credit card. If you no longer wish to rec alert, login to deactivate the alert. Please do not reply to this message.

Thank you for being a valued Cardmember.

---

Protecting your privacy is our priority. We will never request personal information (such as your Personal ID, Password, Social Security Number, PIN, or Account Number) via email. We recommend that you do not share this information with anyone, at any time. Sharing such information gives the recipient full access to your account. If you receive emails requesting p call Cardmember Service immediately at the number on the back of your card.

[View the Elan Financial Services Privacy Policy](#)

Elan Financial Services - PO Box 6354 - Fargo, ND - 58125-6354

The creditor, issuer and service provider of your American Bank & Trust Credit Card is Elan Financial Services.



# Attachment “B”

Imprest Account Check Register

10/08/2019 9:51 AM

User ID: PLB

Checking Account ID: 1

Check Type: Check

Check Number	Check Date	Cleared	Void	Void Date	Entity ID	Entity Name	Amount
76515	09/11/2019	X			014023	BROOKINGS AREA CPR CTC	210.00
76516	09/11/2019	X			004309	HEARTLAND PAPER COMPANY	30.00
76517	09/11/2019				013654	MEGAN HEIN	13.30
76518	09/11/2019	X			013249	NEOFUNDS	2,000.00
76519	09/11/2019				010850	LINDA PIETZ	31.94
76520	09/11/2019	X			013442	PRAIRIELAND COLLECTIONS	34.50
76521	09/11/2019	X			010124	TERRY ROTERT	28.80
76522	09/11/2019	X			014380	SIOUX BUILDING PRODUCTS	288.00
76523	09/11/2019	X			013281	DIANNE TAPKEN	10.65
76524	09/11/2019	X			012450	LAVAE TSCHETTER	41.80
76525	09/11/2019	X			012498	US BANK VOYAGER FLEET SYS	41.95
76526	09/11/2019	X			011758	WALMART	50.04
76527	09/11/2019				010087	LAURA WILLEMSEN	114.87
76528	09/17/2019				014753	JOSHUA BREHMER	120.00
76529	09/17/2019	X			010052	CHAR CARDA	360.00
76530	09/17/2019	X			011030	STEVE CHARRON	150.00
76531	09/17/2019				010370	DAYS INN	210.00
76532	09/17/2019	X			010265	ROBERT DEBOER	150.00
76533	09/17/2019				010911	KELLEY DEVINE	191.64
76534	09/17/2019	X			012429	JENNIFER FUCHS	360.00
76535	09/17/2019	X			010112	MITCH GAFFER	180.00
76536	09/17/2019	X			013732	BRENDA GRIPENTROG	186.44
76537	09/17/2019				013721	LOUIS HESLER	130.00
76538	09/17/2019				013723	TOM HILSENDEGER	149.58
76539	09/17/2019	X			014425	JANEL HONKE	85.00
76540	09/17/2019	X			013358	LAURA IVERSON	60.00
76541	09/17/2019				014197	MICHAEL KERVIN	183.00
76542	09/17/2019	X			010314	RHONDA KLUDT	45.36
76543	09/17/2019				014030	DUANE MEYER	169.80
76544	09/17/2019	X			010080	NATIONAL SPEECH & DEBATE ASSOC	149.00
76545	09/17/2019	X			014752	JEFF PEDERSON	153.52
76546	09/17/2019	X			010124	TERRY ROTERT	40.00
76547	09/17/2019				008227	SIOUX FALLS SCHOOL DISTRICT	50.00
76548	09/17/2019	X			013537	MEGAN SMITH	104.50
76549	09/17/2019	X			014613	SURVEY MONKEY	242.82
76550	09/17/2019	X			014592	STEPHANIE TSCHETTER	135.00
76551	09/17/2019				014294	CRYSTAL WHITNEY	12.79
76558	09/24/2019				014202	CHRISTINA BENNETT	191.64
76559	09/24/2019				011473	JULIE BERGER	133.26
76560	09/24/2019				010415	CENTRAL FORENSICS CONFERENCE	125.00
76561	09/24/2019	X			013374	RENEE CUMMINGS	169.80
76562	09/24/2019				012868	ANDY DEINERT	169.52
76563	09/24/2019				014027	KEVIN DEINERT	125.00
76564	09/24/2019	X			013558	JASPER DIEGEL	90.00
76565	09/24/2019				010088	DONUT SHOPPE	50.00
76566	09/24/2019	X			003410	FARNAM'S GENUINE PARTS	1,139.44
76567	09/24/2019	X			003417	FARNAM'S TRUCK PARTS	23.93
76568	09/24/2019	X			012391	BOBBY FOSSUM	170.64
76569	09/24/2019				013557	BRANDY GANGLE	157.20
76570	09/24/2019	X			012392	TAMMY GRIFFITH	90.00
76571	09/24/2019				013732	BRENDA GRIPENTROG	110.00
76572	09/24/2019				014192	LISA JOHNSON	206.44
76573	09/24/2019				014759	MIKE JOHNSON	125.00
76574	09/24/2019	X			014756	ALYSSA KROGSTRAND	90.00
76575	09/24/2019				005809	LODGE AT DEADWOOD	394.00
76576	09/24/2019				011549	CARLA LYNN	191.64
76577	09/24/2019				013606	DAWN MCINROY	90.00
76578	09/24/2019	X			014003	GUY MCNEELY	221.72

10/08/2019 9:51 AM

User ID: PLB

Checking Account ID: 1

Check Type: Check

Check Number	Check Date	Cleared	Void	Void Date	Entity ID	Entity Name	Amount
76579	09/24/2019	X			014572	ERIC MILBRANDT	151.84
76580	09/24/2019				012653	RODNEY MITTELSTEDT	10.97
76581	09/24/2019	X			013730	KAMAL MJOUN	120.00
76582	09/24/2019	X			014025	ABIGAIL MORING	195.84
76583	09/24/2019	X			006700	NORTHWESTERN ENERGY	10.76
76584	09/24/2019				010267	JAN OVERBO	15.90
76585	09/24/2019				014577	NICK SCHADE	120.00
76586	09/24/2019				014427	KATRINA SCHNABEL	90.00
76587	09/24/2019				014029	JOE SCHROEDER	125.00
76588	09/24/2019				010721	SDSLHA	525.00
76589	09/24/2019				014028	SCOTT SONNE	125.00
76590	09/24/2019	X			010554	CARRIE WIEMAN	90.00
76591	10/01/2019				013450	ACSI	1,817.00
76592	10/01/2019				012110	ROGER AHLERS	28.74
76593	10/01/2019				013123	AT & T MOBILITY	150.69
76594	10/01/2019				013737	TIM BALTZER	181.28
76595	10/01/2019				011528	JERRY BEERS	188.00
76596	10/01/2019				013402	DAVE BESTE	153.00
76597	10/01/2019				011190	JOHN BURCHILL	222.44
76598	10/01/2019				010052	CHAR CARDA	80.00
76599	10/01/2019				013175	CENTURY LINK	898.31
76600	10/01/2019				011030	STEVE CHARRON	150.00
76601	10/01/2019				011575	MATT CLARK	210.00
76602	10/01/2019				010265	ROBERT DEBOER	150.00
76603	10/01/2019				014757	KELLEY DIVINE	90.00
76604	10/01/2019				012286	TERRY DUFFY	90.00
76605	10/01/2019				013018	AARON ENTRINGER	125.00
76606	10/01/2019				012429	JENNIFER FUCHS	315.00
76607	10/01/2019				014599	MARK GAGEBY	125.00
76608	10/01/2019				014643	ERIK GERLACH	191.64
76609	10/01/2019				010615	RYAN HAGEMAN	125.00
76610	10/01/2019				010428	DENNIS HEINZ	150.00
76611	10/01/2019				014763	CAMERON HENDRICKS	130.00
76612	10/01/2019				013721	LOUIS HESLER	120.00
76613	10/01/2019				012126	CAROL HOISTAD	159.72
76614	10/01/2019				014425	JANEL HONKE	90.00
76615	10/01/2019				012830	JEREMY JAMES	180.00
76616	10/01/2019				014689	KYLE JOHNSON	240.00
76617	10/01/2019				014192	LISA JOHNSON	141.92
76618	10/01/2019				014403	RACHEL KARY	360.00
76619	10/01/2019				014743	CALEB KERVIN	183.00
76620	10/01/2019				014197	MICHAEL KERVIN	110.00
76621	10/01/2019				011561	KLINT KINNEY	195.00
76622	10/01/2019				013022	DANA KLEINSASSER	120.00
76623	10/01/2019				010354	ROGER LOECKER	150.00
76624	10/01/2019				011089	SCOTT MACK	125.00
76625	10/01/2019				013019	KIRK MANSHEIM	125.00
76626	10/01/2019				014390	WHITNEY MCDONALD	520.00
76627	10/01/2019				013622	TIM NIHART	110.00
76628	10/01/2019				013368	DOUG PIETZ	240.00
76629	10/01/2019				010005	RAMKOTA HOTEL - PIERRE	96.00
76630	10/01/2019				011141	GREG RISLOV	125.00
76631	10/01/2019				010686	STEVE ROUNDS	125.00
76632	10/01/2019				013749	WADE STOBBS	285.00
76633	10/01/2019				011550	CINDY TRAGER	90.00
76634	10/01/2019				014592	STEPHANIE TSCHETTER	185.00
76635	10/01/2019				014200	CHAD UHRIG	125.00
76636	10/01/2019				010910	KIM WEED	191.64



10/08/2019 9:51 AM

User ID: PLB

Checking Account ID: 1

Check Type: Check

Check Number	Check Date	Cleared	Void	Void Date	Entity ID	Entity Name	Amount		
76637	10/03/2019				012635	AMERICAN BANK & TRUST	3,000.00		
76638	10/03/2019				012029	DAKOTA TESOL	1,050.00		
76639	10/03/2019				010947	DIV OF CRIMINAL INVESTIGATION	43.25		
76640	10/03/2019				013765	MELISSA KROGMAN	54.00		
76641	10/03/2019				013328	REX SAWWELL	119.28		
76642	10/03/2019				013552	KATHLEEN WILSON	54.00		
76643	10/07/2019				001176	ASSOCIATED SCHOOL BOARDS OF SD	40.00		
76644	10/07/2019				013634	KATHIE BOSTROM	110.00		
76645	10/07/2019				014753	JOSHUA BREHMER	128.00		
76646	10/07/2019				013720	JASON BRUNSON	85.00		
76647	10/07/2019				002075	CHESTERMAN COMPANY	9.25		
76648	10/07/2019				010947	DIV OF CRIMINAL INVESTIGATION	86.50		
76649	10/07/2019				010112	MITCH GAFFER	50.89		
76650	10/07/2019				014765	CAMERON HENDRICKS	65.00		
76651	10/07/2019				013723	TOM HILSENDEGER	124.84		
76652	10/07/2019				014764	CHERYL KRUTZFELDT	25.00		
76653	10/07/2019				014717	KATHY MICHEEL	25.00		
76654	10/07/2019				012653	RODNEY MITTELSTEDT	24.95		
76655	10/07/2019				013320	LORI WEHLANDER	34.20		
Check Type Total:		Check				Void Total:	0.00	Total without Voids:	27,251.38
Checking Account Total:		1				Void Total:	0.00	Total without Voids:	27,251.38
		Grand Total:				Void Total:	0.00	Total without Voids:	27,251.38

# Attachment “C”

Activity Account  
Summary Check Register

Checking Account ID: 7

Check Type: Check

Check Number	Check Date	Cleared	Void	Void Date	Entity ID	Entity Name	Amount
9092	09/11/2019				001462	BAND SHOPPE	1,280.85
9093	09/11/2019				011339	ANGIE BOETEL	60.13
9094	09/11/2019				010380	MIKE CARDA	328.51
9095	09/11/2019				002144	COBORNS INC	39.90
9096	09/11/2019				002537	DAKOTA WATER SOFTENING INC.	22.37
9097	09/11/2019				014754	TANNER EVERS	78.20
9098	09/11/2019				012882	BETH FOSS	119.98
9099	09/11/2019				004263	HAUFF MID-AMERICA SPORTS INC	899.85
9100	09/11/2019				011694	PEGGY HEINZ	53.96
9101	09/11/2019				014409	MANDY HOFER	37.28
9102	09/11/2019				014755	INTRADATA	745.00
9103	09/11/2019				014724	JEMMA KELEHER	129.95
9104	09/11/2019				012855	SHARI LORD	63.90
9105	09/11/2019				007189	PB SPORTS	463.28
9106	09/11/2019				010032	RAINBOW FLOWER SHOP	71.36
9107	09/11/2019				012487	HEATHER ROZELL	48.02
9108	09/11/2019				010668	SARAH RUBISH	66.26
9109	09/11/2019				008166	SIGNATURE PLUS	1,265.75
9110	09/11/2019				008098	TAYLOR MUSIC	240.69
9111	09/13/2019				014403	RACHEL KARY	617.48
9112	09/13/2019				007189	PB SPORTS	580.43
9113	09/13/2019				007892	SCHOLASTIC, INC.	2,909.50
9114	09/13/2019				013962	JON SCHOUTEN	235.38
9115	09/17/2019				001591	BSN SPORTS LLC	54.99
9116	09/17/2019				002144	COBORNS INC	60.61
9117	09/17/2019				002537	DAKOTA WATER SOFTENING INC.	268.38
9118	09/17/2019				013675	JAMES RIVER REGION	100.00
9119	09/17/2019				007189	PB SPORTS	958.50
9120	09/17/2019				013537	MEGAN SMITH	101.15
9121	09/20/2019				010078	CASEY'S GENERAL STORE	391.02
9122	09/20/2019				012096	HURON LUXURY CINEMAS	64.50
9123	09/20/2019				006841	ORIENTAL TRADING COMPANY	68.48
9124	09/20/2019				014742	SCOTT SPANTON	37.44
9125	09/20/2019				008612	THE UPS STORE	200.00
9126	09/20/2019				010087	LAURA WILLEMSEN	315.51
9127	09/20/2019				012838	DAYNA WINTER	258.32
9128	09/26/2019				010380	MIKE CARDA	278.28
9129	09/26/2019				002144	COBORNS INC	89.73
9130	09/26/2019				004263	HAUFF MID-AMERICA SPORTS INC	6,483.00
9131	09/26/2019				011112	HEIDI HOLFORTY	84.68
9132	09/26/2019				005751	LEWIS DRUG	109.59
9133	09/26/2019				010668	SARAH RUBISH	117.06
9134	09/26/2019				014760	JORDYN ZAVESKY	72.00

Check Type Total:	Check	Void Total:	0.00	Total without Voids:	20,471.27
Checking Account Total:	7	Void Total:	0.00	Total without Voids:	20,471.27
	Grand Total:	Void Total:	0.00	Total without Voids:	20,471.27

# Attachment “D”

## **Financial Reports**

- District Insurance & Flex Account
- Huron School District Activity Accounts
- Balance Sheet
- Revenue Report
- Summary Expenditure Report
- Detail Expenditure Report

# Huron School District Insurance and Flex Account

**September-2019**

**American Bank & Trust**

<b><u>BALANCE</u></b>	<b>8/31/2019</b>	<b><u>HEALTH</u></b>	<b><u>Life</u></b>	<b><u>OPT. LIFE</u></b>	<b><u>FLEX</u></b>	<b><u>Flex Fee</u></b>	<b><u>BALANCE</u></b>
		72,427.76	72.70	136.33	9,234.01	656.00	82,526.80
<b><u>RECEIPTS</u></b>							
Premiums		219,081.35					
2017 Flex Refund							
Flex					7,823.89	380.00	
Life			1,436.84				
Loan							
Interest		130.43					
Optional Life				773.60			
<b>TOTAL RECEIPTS</b>		219,211.78	1,436.84	773.60	7,823.89	380.00	229,626.11
<b><u>DISBURSEMENTS</u></b>							
ASBSD - health		260,203.00					
Flex Claims					3,601.14		
Flex Fee						351.50	
Flex Initial Fund							
Life			1,440.16				
Optional Life				909.93			
<b>TOTAL DISBURSEMENTS</b>		260,203.00	1,440.16	909.93	3,601.14	351.50	266,505.73
<b><u>BALANCE</u></b>	<b>9/30/2019</b>	<b>31,436.54</b>	<b>69.38</b>	<b>0.00</b>	<b>13,456.76</b>	<b>684.50</b>	<b>0.00</b>
							<b><u>45,647.18</u></b>
							<b>45,647.18</b>



**HURON SCHOOL DISTRICT ACTIVITY ACCOUNTS**

**September 2019**

**MIDDLE SCHOOL ACCOUNTS**

Library	\$ 478.14	\$ 330.96	\$ 258.32	\$ 550.78
Student Council	\$ 6,987.71	\$ 215.00	\$ -	\$ 7,202.71
Vocal	\$ 1,038.97	\$ -	\$ -	\$ 1,038.97
Industrial Technology/FACS	\$ 1,478.55	\$ -	\$ -	\$ 1,478.55
Band Club	\$ 1,407.48	\$ -	\$ -	\$ 1,407.48
MS Parent Advisory Council	\$ 7,109.34	\$ 1,472.00	\$ 515.51	\$ 8,065.83
Munce's Math Night	\$ 8.75	\$ -	\$ -	\$ 8.75
Middle School Teachers	\$ 491.74	\$ 10.23	\$ -	\$ 501.97
Destination Imagination	\$ 1,610.91	\$ -	\$ -	\$ 1,610.91
Kindness Club	\$ 2,043.17	\$ -	\$ -	\$ 2,043.17
MS Quiz Bowl	\$ 551.80	\$ -	\$ -	\$ 551.80
<b>TOTAL MIDDLE SCHOOL</b>	<b>\$ 23,206.56</b>	<b>\$ 2,028.19</b>	<b>\$ 773.83</b>	<b>\$ 24,460.92</b>

**ATHLETIC CLUBS**

High School Football	\$ 15,373.13	\$ 41.00	\$ 2,713.39	\$ 12,700.74
High School Volleyball	\$ 75.87	\$ -	\$ -	\$ 75.87
High School Gymnastics	\$ 505.20	\$ 69.00	\$ -	\$ 574.20
High School Girl's BB	\$ 473.53	\$ -	\$ -	\$ 473.53
Girl's Tennis	\$ 277.84	\$ 246.00	\$ -	\$ 523.84
High School Golf	\$ 1,538.23	\$ -	\$ -	\$ 1,538.23
High School Wrestling	\$ 11,400.17	\$ 80.00	\$ -	\$ 11,480.17
Cross Country	\$ 1,610.67	\$ -	\$ 463.28	\$ 1,147.39
Girl's Soccer	\$ 243.62	\$ -	\$ -	\$ 243.62
Boy's Tennis	\$ 1,390.93	\$ -	\$ -	\$ 1,390.93
Sideline Cheerleaders	\$ 65.13	\$ -	\$ -	\$ 65.13
Cheer/Dance	\$ 2,575.59	\$ 35.00	\$ 681.58	\$ 1,929.01
Power Lifting	\$ 90.25	\$ -	\$ -	\$ 90.25
<b>TOTAL ATHLETIC CLUBS</b>	<b>\$ 35,620.16</b>	<b>\$ 471.00</b>	<b>\$ 3,858.25</b>	<b>\$ 32,232.91</b>

**OTHER DISTRICT ACCOUNTS**

Administrators	\$ 627.02	\$ -	\$ -	\$ 627.02
School Board	\$ 320.02	\$ -	\$ -	\$ 320.02
SPED Accounts	\$ 14,772.51	\$ -	\$ -	\$ 14,772.51
Buchanan Elementary	\$ 15,016.72	\$ -	\$ 357.82	\$ 14,658.90
Madison Elementary	\$ 3,002.36	\$ 21.45	\$ 398.90	\$ 2,624.91
Washington Elementary	\$ 5,354.00	\$ -	\$ 902.26	\$ 4,451.74
Huron Tennis Association	\$ 5,590.90	\$ -	\$ -	\$ 5,590.90
50/50	\$ 1,334.50	\$ 984.00	\$ -	\$ 2,318.50
Washington PTO	\$ 7,992.08	\$ -	\$ 2,909.50	\$ 5,082.58
Interest Earned	\$ 1,087.54	\$ 365.58	\$ -	\$ 1,453.12
<b>TOTAL OTHER ACCOUNTS</b>	<b>\$ 55,097.65</b>	<b>\$ 1,371.03</b>	<b>\$ 4,568.48</b>	<b>\$ 51,900.20</b>

<b>MONTH TO DATE</b>	<b>\$ 257,923.08</b>	<b>\$ 8,644.50</b>	<b>\$ 20,471.27</b>	<b>\$ 246,096.31</b>
----------------------	----------------------	--------------------	---------------------	----------------------

<u>Account Number</u>	<u>Description</u>	<u>Previous Balance</u>	<u>Current Month</u>	<u>Ending Balance</u>
<b>Fund: 00 GENERAL LONG-TERM DEBT GROUP</b>				
<u>Long-term Liabilities</u>				
00 501	BONDS PAYABLE	27,165,000.00	0.00	27,165,000.00
00 502	C.O. CERTIFICATES PAYABLE	12,250,000.00	0.00	12,250,000.00
00 504	ACCRUED LEAVE PAYABLE	141,912.25	0.00	141,912.25
00 509	OTHER LONG-TERM LIABILITIES	1,171,579.70	0.00	1,171,579.70
	Long-term Liabilities Subtotal:	<u>40,728,491.95</u>	<u>0.00</u>	<u>40,728,491.95</u>
<u>Fund Balance</u>				
00 706	NET INVESTMENT IN CAPITAL ASSETS	(40,423,414.95)	0.00	(40,423,414.95)
00 708	UNRESTRICTED NET POSITION	(305,077.00)	0.00	(305,077.00)
	Fund Balance Subtotal:	<u>(40,728,491.95)</u>	<u>0.00</u>	<u>(40,728,491.95)</u>
<b>Total Liabilities, Deferred Inflows of Resources, and Fund Equity:</b>		<u>0.00</u>	<u>0.00</u>	<u>0.00</u>



<u>Account Number</u>	<u>Description</u>	<u>Previous Balance</u>	<u>Current Month</u>	<u>Ending Balance</u>
<b>Fund: 10 GENERAL FUND</b>				
<u>Current Assets</u>				
10 101	CASH IN BANK	3,730,418.59	(312,954.73)	3,417,463.86
10 103	CASH CHANGE	5,580.00	0.00	5,580.00
10 108	IMPREST	25,000.00	0.00	25,000.00
10 110	TAXES RECEIVABLE	2,088,513.73	0.00	2,088,513.73
10 112	TAXES REC. - DELINQUENT	50,147.99	0.00	50,147.99
10 120	ACCOUNTS RECEIVABLE	0.00	0.00	0.00
10 140	DUE FROM STATE GOVERNMENT	62,223.82	(62,223.82)	0.00
10 192	PREPAID WORKERS COMP. EXP.	72,162.27	(6,893.96)	65,268.31
	Current Assets Subtotal:	6,034,046.40	(382,072.51)	5,651,973.89
<u>Other Assets</u>				
10 390	BUDGETED REVENUE	20,960,000.00	0.00	20,960,000.00
10 392	LESS: REVENUE RECEIVED	(2,262,598.59)	(1,137,650.28)	(3,400,248.87)
	Other Assets Subtotal:	18,697,401.41	(1,137,650.28)	17,559,751.13
Total Assets and Deferred Outflows of Resources:		24,731,447.81	(1,519,722.79)	23,211,725.02
<u>Current Liabilities</u>				
10 402	ACCOUNTS PAYABLE	149,056.89	109,629.04	258,685.93
10 404	CONTRACTS PAYABLE	0.00	0.00	0.00
10 415	AMOUNT HELD FOR OTHERS	0.00	149.50	149.50
10 451	FICA TAX	(223.46)	223.46	0.00
10 452	RETIREMENT PAYABLE	(295.33)	295.33	0.00
10 453	HEALTH INS. PAYABLE	0.00	0.00	0.00
10 454	PR DEDUCTION-DEPENDENT CARE	0.00	0.00	0.00
10 456	PR DEDUCTION-TSA	0.00	0.00	0.00
10 457	MISC DEDUCTS PAYABLE	5,161.04	0.00	5,161.04
10 458	LIFE PAYABLE	0.00	0.00	0.00
10 459	PR DEDUCTION-DENTAL	0.00	0.00	0.00
10 460	CAFETERIA COMP PAYABLE	0.00	0.00	0.00
10 461	NORDBY CENTER	0.00	0.00	0.00
	Current Liabilities Subtotal:	153,699.14	110,297.33	263,996.47
<u>Long-term Liabilities</u>				
10 551	UNAVAILABLE REVENUE - PROP TAXES	2,138,661.72	0.00	2,138,661.72
	Long-term Liabilities Subtotal:	2,138,661.72	0.00	2,138,661.72
<u>Other Liabilities</u>				
10 603	ENCUMBRANCES	(42,962.73)	18,621.90	(24,340.83)
10 690	BUDGETED EXPENDITURES	20,960,000.00	0.00	20,960,000.00
10 692	LESS: EXPENDITURES TO DATE	(1,420,826.83)	(1,630,020.12)	(3,050,846.95)
10 694	LESS: ENCUMBRANCE COMMITMENTS	42,962.73	(18,621.90)	24,340.83
	Other Liabilities Subtotal:	19,539,173.17	(1,630,020.12)	17,909,153.05

<u>Account Number</u>	<u>Description</u>	<u>Previous Balance</u>	<u>Current Month</u>	<u>Ending Balance</u>
<u>Fund Balance</u>				
10 752	BUDGETED SURPLUS (DEFICIT)	0.00	0.00	0.00
10 760	UNASSIGNED	2,899,913.78	0.00	2,899,913.78
	Fund Balance Subtotal:	<u>2,899,913.78</u>	<u>0.00</u>	<u>2,899,913.78</u>
<b>Total Liabilities, Deferred Inflows of Resources, and Fund Equity:</b>		<u>24,731,447.81</u>	<u>(1,519,722.79)</u>	<u>23,211,725.02</u>

<u>Account Number</u>	<u>Description</u>	<u>Previous Balance</u>	<u>Current Month</u>	<u>Ending Balance</u>
<b>Fund: 21 CAPITAL OUTLAY FUND</b>				
<u>Current Assets</u>				
21 101	CASH IN BANK	7,323,136.63	(143,339.66)	7,179,796.97
21 110	TAXES RECEIVABLE	1,650,948.34	0.00	1,650,948.34
21 112	TAXES REC. - DELINQUENT	26,518.77	0.00	26,518.77
	Current Assets Subtotal:	<u>9,000,603.74</u>	<u>(143,339.66)</u>	<u>8,857,264.08</u>
<u>Other Assets</u>				
21 390	BUDGETED REVENUE	3,618,000.00	0.00	3,618,000.00
21 392	LESS: REVENUE RECEIVED	(21,455.74)	(25,104.81)	(46,560.55)
	Other Assets Subtotal:	<u>3,596,544.26</u>	<u>(25,104.81)</u>	<u>3,571,439.45</u>
	<b>Total Assets and Deferred Outflows of Resources:</b>	<u><u>12,597,148.00</u></u>	<u><u>(168,444.47)</u></u>	<u><u>12,428,703.53</u></u>
<u>Current Liabilities</u>				
21 402	ACCOUNTS PAYABLE	113,013.47	681.26	113,694.73
	Current Liabilities Subtotal:	<u>113,013.47</u>	<u>681.26</u>	<u>113,694.73</u>
<u>Long-term Liabilities</u>				
21 551	UNAVAILABLE REVENUE - PROP TAXES	1,677,467.11	0.00	1,677,467.11
	Long-term Liabilities Subtotal:	<u>1,677,467.11</u>	<u>0.00</u>	<u>1,677,467.11</u>
<u>Other Liabilities</u>				
21 603	ENCUMBRANCE COMMITMENTS	(505,009.43)	8,726.84	(496,282.59)
21 690	BUDGETED EXPENDITURES	10,218,000.00	0.00	10,218,000.00
21 692	LESS: EXPENDITURES TO DATE	(858,663.97)	(169,125.73)	(1,027,789.70)
21 694	LESS: ENCUMBRANCE COMMITMENTS	505,009.43	(8,726.84)	496,282.59
	Other Liabilities Subtotal:	<u>9,359,336.03</u>	<u>(169,125.73)</u>	<u>9,190,210.30</u>
<u>Fund Balance</u>				
21 723	CAPITAL OUTLAY	8,047,331.39	0.00	8,047,331.39
21 752	BUDGETED SURPLUS (DEFICIT)	(6,600,000.00)	0.00	(6,600,000.00)
	Fund Balance Subtotal:	<u>1,447,331.39</u>	<u>0.00</u>	<u>1,447,331.39</u>
	<b>Total Liabilities, Deferred Inflows of Resources, and Fund Equity:</b>	<u><u>12,597,148.00</u></u>	<u><u>(168,444.47)</u></u>	<u><u>12,428,703.53</u></u>

<u>Account Number</u>	<u>Description</u>	<u>Previous Balance</u>	<u>Current Month</u>	<u>Ending Balance</u>
<b>Fund: 22 SPECIAL EDUCATION FUND</b>				
<u>Current Assets</u>				
22 101	CASH IN BANK	1,125,084.33	(108,034.80)	1,017,049.53
22 110	TAXES RECEIVABLE	930,253.82	0.00	930,253.82
22 112	TAXES REC. - DELINQUENT	13,402.53	0.00	13,402.53
22 140	DUE FROM STATE GOVERNMENT	0.00	0.00	0.00
22 192	PREPAID EXPENSES	14,527.30	(850.26)	13,677.04
	Current Assets Subtotal:	<u>2,083,267.98</u>	<u>(108,885.06)</u>	<u>1,974,382.92</u>
<u>Other Assets</u>				
22 390	BUDGETED REVENUE	4,552,000.00	0.00	4,552,000.00
22 392	LESS: REVENUE RECEIVED	(290,637.87)	(153,684.84)	(444,322.71)
	Other Assets Subtotal:	<u>4,261,362.13</u>	<u>(153,684.84)</u>	<u>4,107,677.29</u>
	<b>Total Assets and Deferred Outflows of Resources:</b>	<u><u>6,344,630.11</u></u>	<u><u>(262,569.90)</u></u>	<u><u>6,082,060.21</u></u>
<u>Current Liabilities</u>				
22 402	ACCOUNTS PAYABLE	29,077.15	(496.31)	28,580.84
22 404	CONTRACTS PAYABLE	0.00	0.00	0.00
22 451	FICA TAX	223.46	(223.46)	0.00
22 452	RETIREMENT PAYABLE	295.33	(295.33)	0.00
22 453	PR DEDUCTION-INSURANCE	0.00	0.00	0.00
22 454	PR DEDUCTION-DEPENDENT CARE	0.00	0.00	0.00
22 456	PR DEDUCTION-TSA	0.00	0.00	0.00
22 457	MISC DEDUCTS PAYABLE	1,112.24	0.00	1,112.24
22 458	LIFE PAYABLE	0.00	0.00	0.00
22 459	PR DEDUCTION-DENTAL	0.00	0.00	0.00
22 460	CAFETERIA COMP PAYABLE	0.00	0.00	0.00
22 461	NORDBY CENTER	0.00	0.00	0.00
	Current Liabilities Subtotal:	<u>30,708.18</u>	<u>(1,015.10)</u>	<u>29,693.08</u>
<u>Long-term Liabilities</u>				
22 551	UNAVAILABLE REVENUE - PROP TAXES	943,656.35	0.00	943,656.35
	Long-term Liabilities Subtotal:	<u>943,656.35</u>	<u>0.00</u>	<u>943,656.35</u>
<u>Other Liabilities</u>				
22 603	ENCUMBRANCE COMMITMENTS	(2,333.93)	0.00	(2,333.93)
22 690	BUDGETED EXPENDITURES	4,552,000.00	150,000.00	4,702,000.00
22 692	LESS: EXPENDITURES TO DATE	(140,313.39)	(261,554.80)	(401,868.19)
22 694	LESS: ENCUMBRANCE COMMITMENTS	2,333.93	0.00	2,333.93
	Other Liabilities Subtotal:	<u>4,411,686.61</u>	<u>(111,554.80)</u>	<u>4,300,131.81</u>
<u>Fund Balance</u>				
22 724	SPECIAL EDUCATION	958,578.97	0.00	958,578.97
22 752	BUDGETED SURPLUS (DEFICIT)	0.00	(150,000.00)	(150,000.00)

<u>Account Number</u>	<u>Description</u>	<u>Previous Balance</u>	<u>Current Month</u>	<u>Ending Balance</u>
	Fund Balance Subtotal:	958,578.97	(150,000.00)	808,578.97
	<span style="border: 1px solid black; padding: 2px;">Total Liabilities, Deferred Inflows of Resources, and Fund Equity:</span>	6,344,630.11	(262,569.90)	6,082,060.21

<u>Account Number</u>	<u>Description</u>	<u>Previous Balance</u>	<u>Current Month</u>	<u>Ending Balance</u>
<b>Fund: 25 BUILDING FUND</b>				
<u>Current Assets</u>				
25 101	CASH IN BANK	9,965.51	(2,009.14)	7,956.37
	Current Assets Subtotal:	9,965.51	(2,009.14)	7,956.37
<u>Other Assets</u>				
25 390	BUDGETED REVENUE	5,000.00	0.00	5,000.00
25 392	LESS: REVENUE RECEIVED	0.00	(221.25)	(221.25)
	Other Assets Subtotal:	5,000.00	(221.25)	4,778.75
Total Assets and Deferred Outflows of Resources:		14,965.51	(2,230.39)	12,735.12
<u>Current Liabilities</u>				
25 402	ACCOUNTS PAYABLE	2,230.39	(1,939.09)	291.30
	Current Liabilities Subtotal:	2,230.39	(1,939.09)	291.30
<u>Other Liabilities</u>				
25 603	ENCUMBRANCE COMMITMENTS	0.00	0.00	0.00
25 690	BUDGETED EXPENDITURES	5,000.00	0.00	5,000.00
25 692	LESS: EXPENDITURES TO DATE	(2,230.39)	(291.30)	(2,521.69)
25 694	LESS: ENCUMBRANCE COMMITMENTS	0.00	0.00	0.00
	Other Liabilities Subtotal:	2,769.61	(291.30)	2,478.31
<u>Fund Balance</u>				
25 727	AUDITORIUM BUILDING	9,965.51	0.00	9,965.51
25 752	BUDGETED SURPLUS (DEFICIT)	0.00	0.00	0.00
	Fund Balance Subtotal:	9,965.51	0.00	9,965.51
Total Liabilities, Deferred Inflows of Resources, and Fund Equity:		14,965.51	(2,230.39)	12,735.12

<u>Account Number</u>	<u>Description</u>	<u>Previous Balance</u>	<u>Current Month</u>	<u>Ending Balance</u>
<b>Fund: 32 BOND REDEMPTION FUND-ELEMENTARY</b>				
<u>Current Assets</u>				
32 101	CASH	304,095.91	10,226.73	314,322.64
32 104	CASH WITH FISCAL AGENT	9,430,816.86	0.00	9,430,816.86
32 110	TAXES RECEIVABLE-CURRENT	671,399.24	0.00	671,399.24
32 112	TAXES RECEIVABLE - DELINQUENT	11,029.48	0.00	11,029.48
	Current Assets Subtotal:	10,417,341.49	10,226.73	10,427,568.22
<u>Other Assets</u>				
32 390	BUDGETED REVENUE	1,423,000.00	0.00	1,423,000.00
32 392	LESS: REVENUE RECEIVED	(8,762.24)	(10,226.73)	(18,988.97)
	Other Assets Subtotal:	1,414,237.76	(10,226.73)	1,404,011.03
Total Assets and Deferred Outflows of Resources:		11,831,579.25	0.00	11,831,579.25
<u>Long-term Liabilities</u>				
32 551	UNAVAILABLE REVENUE - PROP TAXES	682,428.72	0.00	682,428.72
	Long-term Liabilities Subtotal:	682,428.72	0.00	682,428.72
<u>Other Liabilities</u>				
32 690	BUDGETED EXPENDITURES	1,423,000.00	0.00	1,423,000.00
	Other Liabilities Subtotal:	1,423,000.00	0.00	1,423,000.00
<u>Fund Balance</u>				
32 721	DEBT SERVICE	9,726,150.53	0.00	9,726,150.53
32 752	BUDGETED SURPLUS (DEFICIT)	0.00	0.00	0.00
	Fund Balance Subtotal:	9,726,150.53	0.00	9,726,150.53
Total Liabilities, Deferred Inflows of Resources, and Fund Equity:		11,831,579.25	0.00	11,831,579.25

<u>Account Number</u>	<u>Description</u>	<u>Previous Balance</u>	<u>Current Month</u>	<u>Ending Balance</u>
<b>Fund: 51 FOOD SERVICE FUND</b>				
<u>Current Assets</u>				
51 101	CASH IN BANK	443,029.38	8,390.98	451,420.36
51 102	PETTY CASH	350.00	0.00	350.00
51 103	CASH CHANGE	805.00	0.00	805.00
51 120	ACCOUNTS RECEIVABLE	16,425.14	2,790.30	19,215.44
51 140	DUE FROM FED.GOVERNMENT	(3,611.32)	125,478.34	121,867.02
51 170	INVENTORY-SUPPLIES/PAPER	15,254.41	2,375.85	17,630.26
51 171	FOOD INVENTORY	57,701.41	66,971.70	124,673.11
51 172	COMMODITIES INVENTORY	10,110.04	0.00	10,110.04
51 192	PREPAID EXP-WORKMEN COMP.	19,673.10	(606.00)	19,067.10
	Current Assets Subtotal:	559,737.16	205,401.17	765,138.33
<u>Long-term Assets</u>				
51 204	EQUIPMENT-LOCAL FUNDS	607,828.27	0.00	607,828.27
51 205	EQUIPMENT-FED.ASSISTANCE	39,142.46	0.00	39,142.46
51 208	ACCUM DEPR-LOCAL FUNDS	(366,547.86)	0.00	(366,547.86)
51 209	ACCUM DEPR-FEDERAL	(10,156.39)	0.00	(10,156.39)
	Long-term Assets Subtotal:	270,266.48	0.00	270,266.48
<u>Other Assets</u>				
51 390	BUDGETED REVENUE	1,659,000.00	0.00	1,659,000.00
51 392	LESS: REVENUE RECEIVED	(17,355.17)	(190,203.61)	(207,558.78)
	Other Assets Subtotal:	1,641,644.83	(190,203.61)	1,451,441.22
<b>Total Assets and Deferred Outflows of Resources:</b>		<b>2,471,648.47</b>	<b>15,197.56</b>	<b>2,486,846.03</b>
<u>Current Liabilities</u>				
51 402	ACCOUNTS PAYABLE	42,928.61	33,368.52	76,297.13
51 404	CONTRACTS PAYABLE	21,601.50	0.00	21,601.50
51 450	WITHHOLDING TAXES	956.84	0.00	956.84
51 451	FICA TAX	695.67	0.00	695.67
51 452	RETIREMENT PAYABLE	1,115.44	0.00	1,115.44
51 453	PR DEDUCTION-INSURANCE	103.69	0.00	103.69
51 457	MISC DEDUCTS PAYABLE	0.00	0.00	0.00
51 458	LIFE PAYABLE	0.00	0.00	0.00
51 459	PR DEDUCTION-DENTAL	0.00	0.00	0.00
51 460	CAFETERIA COMP PAYABLE	0.00	0.00	0.00
	Current Liabilities Subtotal:	67,401.75	33,368.52	100,770.27
<u>Long-term Liabilities</u>				
51 475	UNEARNED REVENUE	40,950.46	20,650.17	61,600.63
51 504	ACCRUED LEAVE PAYABLE	9,357.62	0.00	9,357.62
	Long-term Liabilities Subtotal:	50,308.08	20,650.17	70,958.25
<u>Other Liabilities</u>				



<u>Account Number</u>	<u>Description</u>	<u>Previous Balance</u>	<u>Current Month</u>	<u>Ending Balance</u>
51 690	BUDGETED EXPENDITURES	1,659,000.00	0.00	1,659,000.00
51 692	LESS: EXPENDITURES TO DATE	(70,115.73)	(38,821.13)	(108,936.86)
	Other Liabilities Subtotal:	<u>1,588,884.27</u>	<u>(38,821.13)</u>	<u>1,550,063.14</u>
<u>Fund Balance</u>				
51 704 002	BUDGETED SURPLUS (DEFICIT)	0.00	0.00	0.00
51 706	NET ASSETS INVESTED IN CAPITAL ASSETS	80,627.69	0.00	80,627.69
51 708	UNRESTRICTED NET ASSETS	684,426.68	0.00	684,426.68
	Fund Balance Subtotal:	<u>765,054.37</u>	<u>0.00</u>	<u>765,054.37</u>
<b>Total Liabilities, Deferred Inflows of Resources, and Fund Equity:</b>		<u>2,471,648.47</u>	<u>15,197.56</u>	<u>2,486,846.03</u>

<u>Account Number</u>	<u>Description</u>	<u>Previous Balance</u>	<u>Current Month</u>	<u>Ending Balance</u>
<b>Fund: 53 ENTERPRISE FUND</b>				
<u>Current Assets</u>				
53 101	CASH IN BANK	133,892.08	6,215.89	140,107.97
53 103	CASH CHANGE	3,261.00	0.00	3,261.00
53 170	KITHCEN SUPPLY-PAPER	1,166.69	881.40	2,048.09
53 171	FOOD INVENTORY	9,663.25	5,267.03	14,930.28
53 192	PREPAID EXP-WORKMEN COMP.	2,223.10	(43.77)	2,179.33
	Current Assets Subtotal:	150,206.12	12,320.55	162,526.67
<u>Long-term Assets</u>				
53 204	EQUIPMENT-LOCAL FUNDS	52,262.75	0.00	52,262.75
53 208	ACCUM.DEPRE.-LOCAL FUNDS	(28,178.56)	0.00	(28,178.56)
	Long-term Assets Subtotal:	24,084.19	0.00	24,084.19
<u>Other Assets</u>				
53 390	BUDGETED REVENUE	183,000.00	0.00	183,000.00
53 392	LESS: REVENUE RECEIVED	(1,640.19)	(12,835.73)	(14,475.92)
	Other Assets Subtotal:	181,359.81	(12,835.73)	168,524.08
<b>Total Assets and Deferred Outflows of Resources:</b>		<b>355,650.12</b>	<b>(515.18)</b>	<b>355,134.94</b>
<u>Current Liabilities</u>				
53 402	ACCOUNTS PAYABLE	4,651.60	1,317.90	5,969.50
53 404	CONTRACTS PAYABLE	8,172.65	0.00	8,172.65
53 450	WITHHOLDING TAX	664.06	0.00	664.06
53 451	FICA TAX	(75.68)	0.00	(75.68)
53 452	RETIREMENT PAYABLE	481.37	0.00	481.37
	Current Liabilities Subtotal:	13,894.00	1,317.90	15,211.90
<u>Other Liabilities</u>				
53 690	BUDGETED EXPENDITURES	183,000.00	0.00	183,000.00
53 692	LESS: EXPENDITURES TO DATE	(25,844.85)	(1,833.08)	(27,677.93)
	Other Liabilities Subtotal:	157,155.15	(1,833.08)	155,322.07
<u>Fund Balance</u>				
53 704 002	FUND BALANCE DESGN. FY2000	0.00	0.00	0.00
53 708	UNRESTRICTED NET ASSETS	184,600.97	0.00	184,600.97
	Fund Balance Subtotal:	184,600.97	0.00	184,600.97
<b>Total Liabilities, Deferred Inflows of Resources, and Fund Equity:</b>		<b>355,650.12</b>	<b>(515.18)</b>	<b>355,134.94</b>

<u>Account Number</u>	<u>Description</u>	<u>Previous Balance</u>	<u>Current Month</u>	<u>Ending Balance</u>
<b>Fund: 71    ACTIVITY FUND</b>				
<u>Current Assets</u>				
71 101	CASH	257,923.08	(11,826.77)	246,096.31
	Current Assets Subtotal:	<u>257,923.08</u>	<u>(11,826.77)</u>	<u>246,096.31</u>
<u>Other Assets</u>				
71 392	Less Rev	(53,961.02)	(8,644.50)	(62,605.52)
	Other Assets Subtotal:	<u>(53,961.02)</u>	<u>(8,644.50)</u>	<u>(62,605.52)</u>
	<b>Total Assets and Deferred Outflows of Resources:</b>	<u>203,962.06</u>	<u>(20,471.27)</u>	<u>183,490.79</u>
<u>Current Liabilities</u>				
71 402	ACCOUNTS PAYABLE	0.00	0.00	0.00
	Current Liabilities Subtotal:	<u>0.00</u>	<u>0.00</u>	<u>0.00</u>
<u>Other Liabilities</u>				
71 692	LESS: EXPENDITURES TO DATE	(47,644.12)	(20,471.27)	(68,115.39)
	Other Liabilities Subtotal:	<u>(47,644.12)</u>	<u>(20,471.27)</u>	<u>(68,115.39)</u>
<u>Fund Balance</u>				
71 704 100	HIGH SCHOOL STUDENT SENATE	251,606.18	0.00	251,606.18
	Fund Balance Subtotal:	<u>251,606.18</u>	<u>0.00</u>	<u>251,606.18</u>
	<b>Total Liabilities, Deferred Inflows of Resources, and Fund Equity:</b>	<u>203,962.06</u>	<u>(20,471.27)</u>	<u>183,490.79</u>

<u>Account Number</u>	<u>Description</u>	<u>Previous Balance</u>	<u>Current Month</u>	<u>Ending Balance</u>
<b>Fund: 76 SCHOLARSHIP FUND</b>				
<u>Current Assets</u>				
76 101	CASH	111,865.81	0.00	111,865.81
76 106	SAVINGS CERTIFICATES	141,519.51	0.00	141,519.51
	Current Assets Subtotal:	<u>253,385.32</u>	<u>0.00</u>	<u>253,385.32</u>
	<b>Total Assets and Deferred Outflows of Resources:</b>	<u>253,385.32</u>	<u>0.00</u>	<u>253,385.32</u>
<u>Fund Balance</u>				
76 704 005	UNRESERVED FUND BALANCE UNDESIGNATED	253,385.32	0.00	253,385.32
	Fund Balance Subtotal:	<u>253,385.32</u>	<u>0.00</u>	<u>253,385.32</u>
	<b>Total Liabilities, Deferred Inflows of Resources, and Fund Equity:</b>	<u>253,385.32</u>	<u>0.00</u>	<u>253,385.32</u>

<u>Account Number</u>	<u>Description</u>	<u>Previous Balance</u>	<u>Current Month</u>	<u>Ending Balance</u>
<b>Fund: 90 GENERAL FIXED ASSETS GROUP</b>				
<u>Long-term Assets</u>				
90 201	LAND	1,107,646.00	0.00	1,107,646.00
90 202	BUILDINGS	39,008,489.51	0.00	39,008,489.51
90 203	IMPROVEMENTS OTHER THAN BLDG	5,264,987.78	0.00	5,264,987.78
90 204	EQUIPMENT-LOCAL	6,758,046.73	0.00	6,758,046.73
90 205	EQUIPMENT-FEDERAL ASSIST.	338,648.69	0.00	338,648.69
90 208	ACCUM DEPRECIATION-LOCAL	(4,408,777.55)	0.00	(4,408,777.55)
90 209	ACCUM DEPR-FEDERAL	(219,221.19)	0.00	(219,221.19)
90 210	ACCUM DEPR-BUILDINGS	(10,610,074.82)	0.00	(10,610,074.82)
90 211	ACCUM DEPR-IMPROVEMENTS	(3,326,317.03)	0.00	(3,326,317.03)
	Long-term Assets Subtotal:	33,913,428.12	0.00	33,913,428.12
Total Assets and Deferred Outflows of Resources:		33,913,428.12	0.00	33,913,428.12
<u>Fund Balance</u>				
90 706	RETAINED EARNINGS RESERVED FOR	33,913,428.12	0.00	33,913,428.12
	Fund Balance Subtotal:	33,913,428.12	0.00	33,913,428.12
Total Liabilities, Deferred Inflows of Resources, and Fund Equity:		33,913,428.12	0.00	33,913,428.12

Account Number	Account Description	Current Budget	Revenue During Month	Revenue to Date	% of Budget Received	Budget Balance
<b>10</b>	<b>GENERAL FUND</b>					
10 1110	AD VALOREM TAXES	4,480,000.00	34,306.45	64,557.38	1.44	4,415,442.62
10 1111	MOBILE HOME TAXES	46,000.00	550.61	1,778.21	3.87	44,221.79
10 1120	PRIOR YEARS TAX	80,000.00	2,258.49	5,263.74	6.58	74,736.26
10 1130	TAX DEED REVENUE	3,000.00	207.20	207.20	6.91	2,792.80
10 1140	UTILITY TAXES	424,000.00	0.00	0.00	0.00	424,000.00
10 1190	PENALTIES & INTEREST	15,000.00	554.78	1,352.83	9.02	13,647.17
10 1210	REVENUE IN LIEU OF TAXES	10,000.00	0.00	0.00	0.00	10,000.00
10 1312	TUITION OTHER LEAS IN STATE	20,000.00	3,584.28	3,584.28	17.92	16,415.72
10 1510	INTEREST EARNED	50,000.00	16,373.14	52,316.19	104.63	(2,316.19)
10 1710	ADMISSIONS	80,000.00	10,851.00	12,125.00	15.16	67,875.00
10 1790	OTHER ACTIVITY INCOME	20,000.00	670.00	670.00	3.35	19,330.00
10 1792	INDUST-FINE ARTS & VOC - HS	2,000.00	33.00	1,008.00	50.40	992.00
10 1910	RENTALS	40,000.00	3,018.00	5,518.00	13.80	34,482.00
10 1920 199	EMPLOYEE BANQUET DONATIONS	5,000.00	0.00	0.00	0.00	5,000.00
10 1921	MISCELLANEOUS DONATIONS	5,000.00	1,200.00	26,550.00	531.00	(21,550.00)
10 1950	UNIVERSAL SERVICE FUND	75,000.00	0.00	0.00	0.00	75,000.00
10 1973	MEDICAID ADMIN REIMBURSEMENT	70,000.00	0.00	12,604.38	18.01	57,395.62
10 1992	MISCELLANEOUS	50,000.00	260.04	5,289.35	10.58	44,710.65
10 1992 517	MISCELLANEOUS-PRESCHOOL	6,000.00	300.00	1,300.00	21.67	4,700.00
10 1993	STUDENT ACTIVITY FEE	6,000.00	20.00	815.06	13.58	5,184.94
10 1994	YEARBOOK SALES	5,000.00	0.00	2,310.00	46.20	2,690.00
10 1995	PLAY PRODUCTIONS	3,000.00	0.00	0.00	0.00	3,000.00
10 1996	ARENA SPONSORSHIPS	50,000.00	2,000.00	13,418.75	26.84	36,581.25
10 1997	IPAD INSURANCE FEE	25,000.00	1,040.00	17,926.65	71.71	7,073.35
10 2110	COUNTY APPORTIONMENT	240,000.00	15,346.73	49,620.47	20.68	190,379.53
10 2200	REVENUE IN LIEU OF TAXES	3,000.00	0.00	4,477.75	149.26	(1,477.75)
10 3111	STATE AID	12,189,000.00	1,000,977.00	3,002,931.00	24.64	9,186,069.00
10 3112	STATE-APPORTIONMENT	240,000.00	0.00	0.00	0.00	240,000.00
10 3114	STATE-BANK FRANCHISE TAX	90,000.00	0.00	0.00	0.00	90,000.00
10 3129 962	OTHER STATE GRANTS	1,000.00	0.00	0.00	0.00	1,000.00
10 3320	AUXILIARY PLACEMENT	125,000.00	1,897.56	8,855.28	7.08	116,144.72
10 4151	FED GRANTS-OTHER	45,000.00	0.00	0.00	0.00	45,000.00
10 4151 940	FED GRANTS-FF & VEG	80,000.00	0.00	3,611.32	4.51	76,388.68
10 4151 961	FED GRANTS-OTHER	150,000.00	1,043.00	1,043.00	0.70	148,957.00
10 4158 930	TITLE I-PART A BASIC	775,000.00	0.00	0.00	0.00	775,000.00
10 4158 931	TITLE I-PART C-MIGRANT	250,000.00	0.00	0.00	0.00	250,000.00
10 4158 932	TITLE I-PART D-NED	110,000.00	0.00	0.00	0.00	110,000.00
10 4159	TITLE II-PART A	240,000.00	0.00	0.00	0.00	240,000.00
10 4160	TITLE III	125,000.00	0.00	0.00	0.00	125,000.00
10 4161	VOCATIONAL ED(PERKINS GRANT)	45,000.00	41,159.00	41,159.00	91.46	3,841.00
10 4161 951	VOCATIONAL EDUCATION(PERKINS RESERVE)	0.00	0.00	0.00	0.00	0.00
10 4900 007	OTHER FEDERAL REVENUE	17,000.00	0.00	0.00	0.00	17,000.00
10 5110	TRANSFERS IN	640,000.00	0.00	0.00	0.00	640,000.00

Account Number	Account Description	Current Budget	Revenue During Month	Revenue to Date	% of Budget Received	Budget Balance
10 5130	SALE OF SURPLUS PROPERTY	25,000.00	0.00	59,956.03	239.82	(34,956.03)
10	GENERAL FUND	20,960,000.00	1,137,650.28	3,400,248.87	16.22	17,559,751.13
<b>21</b>	<b>CAPITAL OUTLAY FUND</b>					
21 1110	AD VALOREM TAXES	3,503,000.00	23,391.45	41,649.52	1.19	3,461,350.48
21 1111	MOBILE HOME TAXES	25,000.00	442.83	1,271.65	5.09	23,728.35
21 1120	PRIOR YEARS TAX	40,000.00	1,001.71	2,905.88	7.26	37,094.12
21 1190	PENALTIES & INTEREST	10,000.00	268.82	731.55	7.32	9,268.45
21 2200	REVENUE IN LIEU OF TAXES	0.00	0.00	1.95	0.00	(1.95)
21 4151	FED GRANTS-OTHER	40,000.00	0.00	0.00	0.00	40,000.00
21	CAPITAL OUTLAY FUND	3,618,000.00	25,104.81	46,560.55	1.29	3,571,439.45
<b>22</b>	<b>SPECIAL EDUCATION FUND</b>					
22 1110	AD VALOREM TAXES	2,053,000.00	13,181.30	23,470.46	1.14	2,029,529.54
22 1111	MOBILE HOME TAXES	17,000.00	249.50	689.23	4.05	16,310.77
22 1120	PRIOR YEARS TAX	20,000.00	487.95	1,480.18	7.40	18,519.82
22 1190	PENALTIES & INTEREST	6,000.00	132.37	372.72	6.21	5,627.28
22 1972	MEDICAID	148,000.00	538.93	2,183.69	1.48	145,816.31
22 1973	MEDICAID ADMIN REIMBURSEMENT	10,000.00	0.00	2,294.00	22.94	7,706.00
22 1992	MISCELLANEOUS	2,000.00	0.00	0.00	0.00	2,000.00
22 2200	REVENUE IN LIEU OF TAXES	0.00	0.00	1.04	0.00	(1.04)
22 3121	EXCEPTIONAL CHILDREN	1,571,000.00	137,190.00	411,570.00	26.20	1,159,430.00
22 4175 901	IDEA 611 PRIVATE SCHOOL	32,000.00	0.00	0.00	0.00	32,000.00
22 4175 902	IDEA 611	675,000.00	0.00	0.00	0.00	675,000.00
22 4186	IDEA PRESCHOOL 619	11,000.00	0.00	0.00	0.00	11,000.00
22 4187	IDEA PART C	7,000.00	1,904.79	2,261.39	32.31	4,738.61
22	SPECIAL EDUCATION FUND	4,552,000.00	153,684.84	444,322.71	9.76	4,107,677.29
<b>25</b>	<b>BUILDING FUND</b>					
25 1710	ADMISSIONS	5,000.00	221.25	221.25	4.43	4,778.75
25	BUILDING FUND	5,000.00	221.25	221.25	4.43	4,778.75
<b>32</b>	<b>BOND REDEMPTION FUND-ELEMENTARY</b>					
32 1110	AD VALOREM TAXES	1,423,000.00	9,512.60	16,937.33	1.19	1,406,062.67
32 1111	MOBILE HOME TAXES	0.00	180.08	522.50	0.00	(522.50)
32 1120	PRIOR YEARS' AD VALOREM TAXES	0.00	421.80	1,222.46	0.00	(1,222.46)
32 1190	PENALTIES AND INTEREST ON TAX	0.00	112.25	305.86	0.00	(305.86)
32 2200	REVENUE IN LIEU OF TAXES	0.00	0.00	0.82	0.00	(0.82)
32	BOND REDEMPTION FUND-ELEMENTARY	1,423,000.00	10,226.73	18,988.97	1.33	1,404,011.03
<b>51</b>	<b>FOOD SERVICE FUND</b>					
51 1510	INTEREST EARNED	1,000.00	625.72	1,968.58	196.86	(968.58)
51 1610	STUDENT LUNCH SALES	330,000.00	41,124.90	41,124.90	12.46	288,875.10
51 1613	ELEMENTARY MILK SALES	24,000.00	3,724.80	3,724.80	15.52	20,275.20
51 1615	STUDENT BREAKFAST	35,000.00	3,937.90	3,937.90	11.25	31,062.10
51 1620	ADULT LUNCHEES	20,000.00	1,763.00	1,763.00	8.82	18,237.00
51 1621	ADULT BREAKFAST	1,000.00	72.00	72.00	7.20	928.00
51 1630	HIGH SCHOOL ALA CARTE	40,000.00	11,323.37	11,323.37	28.31	28,676.63

Account Number	Account Description	Current Budget	Revenue During Month	Revenue to Date	% of Budget Received	Budget Balance
51 1635	SUMMER FEEDING PROGRAM	0.00	0.00	1,072.35	0.00	(1,072.35)
51 1660	MIDDLE SCHOOL ALA CARTE	40,000.00	935.03	935.03	2.34	39,064.97
51 1690	MISC REVENUE	29,000.00	1,218.55	1,318.91	4.55	27,681.09
51 3820	STATE REIMBURSEMENT	5,000.00	0.00	0.00	0.00	5,000.00
51 4810	REVENUE-FEDERAL SOURCES	779,000.00	101,848.31	101,848.31	13.07	677,151.69
51 4811	REVENUE-FEDERAL AFTER SCHOOL	10,000.00	1,222.94	1,222.94	12.23	8,777.06
51 4812	REVENUE-FEDERAL BREAKFAST	180,000.00	22,407.09	22,407.09	12.45	157,592.91
51 4813	REVENUE - SUMMER FEEDING	65,000.00	0.00	14,839.60	22.83	50,160.40
51 4820	DONATED FOOD-FEDERAL SOURCES	100,000.00	0.00	0.00	0.00	100,000.00
51	FOOD SERVICE FUND	1,659,000.00	190,203.61	207,558.78	12.51	1,451,441.22
<b>53</b>	<b>ENTERPRISE FUND</b>					
53 1316 953	NON-CREDIT TUITION	33,000.00	0.00	0.00	0.00	33,000.00
53 1510	INTEREST EARNED	3,000.00	194.08	639.32	21.31	2,360.68
53 1611	ARENA SALES	130,000.00	8,555.60	8,555.60	6.58	121,444.40
53 1612	STADIUM SALES	14,000.00	4,086.05	5,281.00	37.72	8,719.00
53 1660	MISCELLANEOUS SALES	3,000.00	0.00	0.00	0.00	3,000.00
53	ENTERPRISE FUND	183,000.00	12,835.73	14,475.92	7.91	168,524.08
<b>71</b>	<b>ACTIVITY FUND</b>					
71 1730 100	HIGH SCHOOL STUDENT SENATE	0.00	8,644.50	62,605.52	0.00	(62,605.52)
71	ACTIVITY FUND	0.00	8,644.50	62,605.52	0.00	(62,605.52)
Grand Total:		32,400,000.00	1,538,571.75	4,194,982.57	12.95	28,205,017.43



Control Expenditure Report by Function

Function Number	Current Budget	Expended During Month	Expenditures to Date	% of Budget	Outstanding Encumbrances	User ID: PLB	Uncommitted Funds
<b>10 GENERAL FUND</b>							
1111 ELEMENTARY SCHOOLS	4,972,400.00	411,857.99	452,490.00	9.38	14,113.17		4,505,796.83
1121 MIDDLE SCHOOL	2,082,400.00	176,112.38	199,481.51	9.63	1,148.12		1,881,770.37
1131 HIGH SCHOOL	3,004,300.00	249,823.27	356,731.54	12.08	6,279.50		2,641,288.96
1141 PRESCHOOL SERVICES	0.00	407.50	407.50	0.00	0.00		(407.50)
1250 CULTURALLY DIFFERENT (LEP)	964,800.00	69,649.71	84,488.09	8.77	121.86		880,190.05
1273 TITLE I	1,135,000.00	46,897.06	58,128.31	5.12	0.00		1,076,871.69
2116 TITLE I ATTEND & SOCIAL WK SVCS	0.00	13,260.37	27,316.37	0.00	0.00		(27,316.37)
2122 COUNSELING SERVICES	431,800.00	34,025.62	34,220.84	7.93	0.00		397,579.16
2128 TITLE I PARENT INVOLVEMENT ACT	0.00	0.00	1,367.70	0.00	0.00		(1,367.70)
2134 NURSE SERVICES	105,900.00	8,801.07	9,061.51	8.56	0.00		96,838.49
2149 EDUCATIONAL MODIFICATIONS	5,000.00	0.00	0.00	0.00	0.00		5,000.00
2212 INST & CURRICULUM DEVELOPMENT	192,900.00	15,775.23	44,935.54	23.29	0.00		147,964.46
2213 INST STAFF TRAINING (IN-SERV)	35,700.00	103.62	270.90	0.76	0.00		35,429.10
2219 TITLE II	240,000.00	17,692.68	20,477.14	8.54	27.50		219,495.36
2222 LIBRARY SERVICES	310,500.00	11,598.44	11,786.02	4.15	1,086.57		297,627.41
2227 TECHNOLOGY IN SCHOOL	471,300.00	44,394.99	122,908.69	26.08	0.00		348,391.31
2311 BOARD OF EDUCATION	196,100.00	2,904.66	109,300.38	55.74	0.00		86,799.62
2314 ELECTION SERVICES	4,500.00	0.00	0.00	0.00	0.00		4,500.00
2315 LEGAL SERVICES	14,000.00	1,100.00	3,300.00	23.57	0.00		10,700.00
2317 AUDIT SERVICES	20,000.00	7,500.00	7,500.00	37.50	0.00		12,500.00
2319 NEGOTIATION SERVICES	2,000.00	0.00	0.00	0.00	0.00		2,000.00
2321 OFFICE OF SUPERINTENDENT	259,900.00	23,796.62	68,918.60	26.53	32.21		190,949.19
2410 OFFICE OF PRINCIPALS	874,500.00	72,643.66	224,635.17	25.69	0.00		649,864.83
2490 OTHER SUPPORT SERVICES-SCH ADM	352,900.00	30,517.86	89,070.96	25.35	371.70		263,457.34
2529 FISCAL SERVICES	432,300.00	33,417.70	97,784.45	22.63	36.43		334,479.12
2541 OPER & MAINTENANCE DIRECTOR	128,000.00	10,192.59	30,960.32	24.19	0.00		97,039.68
2549 OPER AND MAINT. PLANT	2,326,300.00	216,181.38	719,802.69	30.94	0.00		1,606,497.31
2551 PUPIL TRANSPORTATION DIRECTOR	153,500.00	11,924.85	36,209.55	23.59	0.00		117,290.45
2552 VEHICLE OPERATION SERVICES	560,900.00	29,426.29	102,895.57	18.34	0.00		458,004.43
2554 VEHICLE SERVICING & MAINT	68,100.00	5,549.82	16,649.46	24.45	0.00		51,450.54
2569 FOOD SERVICES	80,000.00	0.00	3,611.32	4.51	0.00		76,388.68
2642 RECRUITMENT (FINGERPRINTING)	3,000.00	0.00	204.75	6.83	0.00		2,795.25
3200 COMMUNITY RECREATION SERVICES	12,200.00	210.00	210.00	1.72	0.00		11,990.00
3500 21ST CENTURY GRANT	150,000.00	3,451.29	4,494.12	3.00	0.00		145,505.88
3711 TITLE I OTHER NONPUBLIC SCH INSTR SVCS	0.00	2,896.81	5,793.62	0.00	0.00		(5,793.62)
4400 PAYMENTS TO STATE-UNEMPLOYMENT	5,000.00	0.00	0.00	0.00	0.00		5,000.00
4500 EARLY RETIREMENT PAYMENT	320,000.00	0.00	0.00	0.00	0.00		320,000.00
6100 MALE ACTIVITIES	232,100.00	17,499.13	19,860.79	8.56	0.00		212,239.21
6111 FOOTBALL	34,000.00	1,710.78	2,461.22	7.24	0.00		31,538.78
6121 BOYS BASKETBALL	33,000.00	0.00	97.86	0.30	0.00		32,902.14
6131 WRESTLING	23,300.00	0.00	56.00	0.24	0.00		23,244.00
6141 BOYS TRACK	14,500.00	0.00	0.00	0.00	0.00		14,500.00
6151 BOYS CROSS COUNTRY	3,600.00	409.25	446.75	12.41	0.00		3,153.25

Control Expenditure Report by Function

User ID: PLB

Function Number	Current Budget	Expended During Month	Expenditures to Date	% of Budget	Outstanding Encumbrances	Uncommitted Funds
6161 BOYS TENNIS	4,100.00	0.00	122.48	24.94	900.00	3,077.52
6171 BOYS GOLF	5,000.00	350.88	350.88	7.02	0.00	4,649.12
6199 BOYS SOCCER	9,500.00	1,651.78	5,128.17	53.98	0.00	4,371.83
6200 FEMALE ACTIVITIES	201,200.00	22,977.07	24,799.91	12.33	0.00	176,400.09
6212 GIRLS BASKETBALL	31,500.00	0.00	141.86	0.45	0.00	31,358.14
6222 GIRLS TRACK	14,500.00	0.00	0.00	0.00	0.00	14,500.00
6232 COMPETITIVE CHEER & DANCE	19,600.00	1,764.87	1,764.87	13.01	785.46	17,049.67
6252 GIRLS CROSS COUNTRY	3,600.00	409.25	446.75	12.41	0.00	3,153.25
6262 GIRLS TENNIS	4,100.00	1,208.54	1,368.00	55.32	900.00	1,832.00
6272 GIRLS GOLF	5,000.00	0.00	0.00	0.00	0.00	5,000.00
6282 GYMNASTICS	13,700.00	0.00	97.86	0.71	0.00	13,602.14
6292 GIRLS VOLLEYBALL	29,500.00	2,693.53	7,909.11	26.81	0.00	21,590.89
6299 GIRLS SOCCER	9,500.00	2,143.76	3,125.14	32.90	0.00	6,374.86
6910 COMBINED CO-CURR ACTIVITIES	122,700.00	10,715.64	11,098.36	9.05	0.00	111,601.64
6911 FIRST AID	4,000.00	243.03	1,424.70	35.62	0.00	2,575.30
6921 CHEERLEADERS	3,500.00	0.00	0.00	48.06	1,682.10	1,817.90
6931 ELEMENTARY MUSIC	11,500.00	0.00	59.44	0.52	0.00	11,440.56
6932 M.S. VOCAL	7,000.00	171.24	171.24	2.45	0.00	6,828.76
6933 H.S. VOCAL	17,500.00	1,446.66	1,805.66	15.18	851.00	14,843.34
6934 ORCHESTRA	35,100.00	1,270.26	5,343.52	15.88	230.00	29,526.48
6935 HS BAND	36,900.00	3,910.81	7,382.18	20.74	271.96	29,245.86
6936 MS BAND	25,000.00	2,730.61	3,889.12	24.14	2,146.18	18,964.70
6937 5TH GRADE BAND	10,300.00	0.00	1,282.00	12.45	0.00	9,018.00
6941 DEBATE	29,500.00	664.00	839.89	2.85	0.00	28,660.11
6942 QUIZ BOWL	2,000.00	0.00	0.00	0.00	0.00	2,000.00
6951 PUBLICATIONS-TIGER STRIPES	8,900.00	541.11	541.11	100.00	8,358.89	0.00
6952 PUBLICATIONS-YEARBOOK	26,000.00	3,004.46	3,029.46	11.65	0.00	22,970.54
6953 DRAMA	13,600.00	390.00	390.00	2.87	0.00	13,210.00
10 GENERAL FUND	20,960,000.00	1,630,020.12	3,050,846.95	14.74	39,342.65	17,869,810.40

CAPITAL OUTLAY FUND

21 ELEMENTARY SCHOOLS	265,000.00	1,822.43	24,677.03	9.31	0.00	240,322.97
1121 MIDDLE SCHOOL	164,000.00	9,228.70	78,577.59	47.91	0.00	85,422.41
1131 HIGH SCHOOL	175,000.00	1,905.75	29,516.91	16.87	0.00	145,483.09
1221 MILD TO MODERATE DISABILITIES	4,000.00	3,200.00	3,200.00	80.00	0.00	800.00
2212 INST & CURRICULUM DEVELOPMENT	2,000.00	0.00	999.00	49.95	0.00	1,001.00
2222 LIBRARY SERVICES	78,000.00	2,900.44	10,808.83	14.63	600.34	66,590.83
2227 TECHNOLOGY IN SCHOOL	105,000.00	0.00	41,621.00	39.64	0.00	63,379.00
2311 BOARD OF EDUCATION	5,000.00	1,880.15	1,880.15	37.60	0.00	3,119.85
2321 OFFICE OF SUPERINTENDENT	2,000.00	0.00	0.00	0.00	0.00	2,000.00
2490 OTHER SUPPORT SERVICES-SCH ADM	9,000.00	0.00	360.71	4.01	0.00	8,639.29
2529 FISCAL SERVICES	5,000.00	0.00	0.00	0.00	0.00	5,000.00
2535 CONSTRUCTION AND IMPROVEMENTS	6,600,000.00	116,779.51	363,148.75	5.53	1,799.97	6,235,051.28
2541 OPER & MAINTENANCE DIRECTOR	2,000.00	0.00	0.00	0.00	0.00	2,000.00
2542 CARE/UPKEEP OF BUILDINGS	280,000.00	600.00	33,005.27	11.79	0.00	246,994.73

Function Number	Current Budget	Expended During Month	Expenditures to Date	% of Budget	Outstanding Encumbrances	Uncommitted Funds
2543 CARE/UPKEEP OF GROUNDS	225,000.00	0.00	96,665.71	42.96	0.00	128,334.29
2551 PUPIL TRANSPORTATION DIRECTOR	2,000.00	0.00	0.00	0.00	0.00	2,000.00
2552 VEHICLE OPERATION SERVICES	226,000.00	0.00	166,580.00	73.71	0.00	59,420.00
2569 FOOD SERVICES	25,000.00	0.00	0.00	46.69	11,672.13	13,327.87
2574 PRINTING-DUPLICATING SVC	25,000.00	0.00	0.00	0.00	0.00	25,000.00
5000 DEBT SERVICE	1,153,000.00	30,000.00	175,940.00	15.26	0.00	977,060.00
6910 COMBINED CO-CURR ACTIVITIES	20,000.00	808.75	808.75	36.05	6,402.00	12,789.25
6931 ELEMENTARY MUSIC	100,000.00	0.00	0.00	0.00	0.00	100,000.00
8110 TRANSFER OUT	746,000.00	0.00	0.00	0.00	0.00	746,000.00
21 CAPITAL OUTLAY FUND	10,218,000.00	169,125.73	1,027,789.70	10.26	20,474.44	9,169,735.86
<b>22 SPECIAL EDUCATION FUND</b>						
1221 MILD TO MODERATE DISABILITIES	1,314,900.00	73,828.23	89,844.58	6.83	0.00	1,225,055.42
1222 SEVERE DISABILITIES	1,675,000.00	62,186.81	84,440.67	5.04	0.00	1,590,559.33
1223 DAY PROGRAMS	10,000.00	0.00	0.00	0.00	0.00	10,000.00
1224 RESIDENTIAL PROGRAMS	212,100.00	14,288.38	27,821.49	13.12	0.00	184,278.51
1226 EARLY CHILDHOOD PROGRAMS	95,700.00	11,270.29	21,809.56	22.79	0.00	73,890.44
1227 PROLONGED ASSISTANCE PROGRAMS	30,300.00	3,022.11	4,071.42	13.44	0.00	26,228.58
2113 SOCIAL WORK SERVICES	31,300.00	2,546.24	7,485.10	23.91	0.00	23,814.90
2122 COUNSELING SERVICES	2,000.00	0.00	1,000.00	50.00	0.00	1,000.00
2134 NURSE SERVICES	104,700.00	8,673.11	8,893.55	8.49	0.00	95,806.45
2142 PSYCHOLOGICAL TESTING SERVICES	237,400.00	18,607.83	20,061.70	8.45	0.00	217,338.30
2159 OTHER SPEECH PATHOLOGY & AUDIO	504,500.00	26,489.85	41,875.54	8.30	0.00	462,624.46
2171 PHYSICAL THERAPY	68,700.00	8,383.42	14,058.95	20.46	0.00	54,641.05
2172 OCCUPATIONAL THERAPY	86,500.00	10,807.00	15,541.07	17.97	0.00	70,958.93
2213 INST STAFF TRAINING (IN-SERV)	11,000.00	1,397.80	3,744.80	34.04	0.00	7,255.20
2490 OTHER SUPPORT SERVICES-SCH ADM	20,000.00	0.00	0.00	0.00	0.00	20,000.00
2710 SPED OFFICE OF PRINCIPALS	190,400.00	17,440.29	48,150.40	25.29	0.00	142,249.60
2730 SPED VEHICLE OPERATION SERVICES	107,500.00	2,613.44	13,069.36	12.16	0.00	94,430.64
22 SPECIAL EDUCATION FUND	4,702,000.00	261,554.80	401,868.19	8.55	0.00	4,300,131.81
<b>25 BUILDING FUND</b>						
2539 ACQUISITION OF OTHER BLDGS	5,000.00	291.30	2,521.69	50.43	0.00	2,478.31
25 BUILDING FUND	5,000.00	291.30	2,521.69	50.43	0.00	2,478.31
<b>32 BOND REDEMPTION FUND-ELEMENTARY</b>						
5000 DEBT SERVICE	1,423,000.00	0.00	0.00	0.00	0.00	1,423,000.00
32 BOND REDEMPTION FUND-ELEMENTARY	1,423,000.00	0.00	0.00	0.00	0.00	1,423,000.00
<b>51 FOOD SERVICE FUND</b>						
2569 FOOD SERVICES	1,659,000.00	38,821.13	108,936.86	6.57	0.00	1,550,063.14
51 FOOD SERVICE FUND	1,659,000.00	38,821.13	108,936.86	6.57	0.00	1,550,063.14
<b>53 ENTERPRISE FUND</b>						
2569 FOOD SERVICES	110,000.00	1,833.08	2,051.81	1.87	0.00	107,948.19
3900 OTHER COMMUNITY SERVICES	33,000.00	0.00	25,626.12	77.65	0.00	7,373.88
8110 TRANSFER OUT	40,000.00	0.00	0.00	0.00	0.00	40,000.00
53 ENTERPRISE FUND	183,000.00	1,833.08	27,677.93	15.12	0.00	155,322.07

Control Expenditure Report by Function

Current Budget	Expended During Month	Expenditures to Date	% of Budget	Outstanding Encumbrances	Uncommitted Funds
39,150,000.00	2,101,646.16	4,619,641.32	11.95	59,817.09	34,470,541.59

Grand Total:

Expenditure Report by Function  
09/2019

Account Number	Account Description	Current Budget	Expended During Month	Year to Date Expenditures	% of Budget Expended	Outstanding Encumbrances	Uncommitted Funds
<b>10</b>	<b>GENERAL FUND</b>						
<b>1111</b>	<b>ELEMENTARY SCHOOLS</b>						
<b>511</b>	<b>BUCHANAN ELEMENTARY</b>						
10 1111 511 111	CERTIFIED SALARIES	1,117,000.00	88,554.18	95,380.18	8.54	0.00	1,021,619.82
10 1111 511 112	PARAPROFESSIONAL SALARIES	105,000.00	1,092.28	1,092.28	1.04	0.00	103,907.72
10 1111 511 114	CLASSIFIED SALARIES	52,000.00	3,545.85	3,545.85	6.82	0.00	48,454.15
10 1111 511 125	SUBSTITUTE SALARIES	20,000.00	238.24	238.24	1.19	0.00	19,761.76
10 1111 511 210	SOCIAL SECURITY	99,000.00	6,674.31	7,196.52	7.27	0.00	91,803.48
10 1111 511 220	RETIREMENT	77,700.00	5,591.53	6,001.09	7.72	0.00	71,698.91
10 1111 511 230	GROUP HEALTH/LIFE INS.	215,000.00	14,511.79	14,769.88	6.87	0.00	200,230.12
10 1111 511 240	WORKERS COMPENSATION	5,500.00	438.50	470.38	8.55	0.00	5,029.62
10 1111 511 323	REPAIRS & MTNCE	15,000.00	11,877.25	17,827.25	118.85	0.00	(2,827.25)
10 1111 511 334	TRAVEL	2,000.00	0.00	0.00	0.00	0.00	2,000.00
10 1111 511 339	OTHER TRANSPORTATION SERVICES	2,000.00	0.00	0.00	0.00	0.00	2,000.00
10 1111 511 340	COMMUNICATIONS	2,000.00	133.64	320.20	16.01	0.00	1,679.80
10 1111 511 411	NON-TECHNOLOGY SUPPLIES	25,000.00	2,155.39	3,103.12	14.24	456.06	21,440.82
10 1111 511 412	TECHNOLOGY SUPPLIES	5,000.00	325.00	325.00	6.50	0.00	4,675.00
10 1111 511 640	DUES AND FEES	1,300.00	0.00	0.00	0.00	0.00	1,300.00
		<b>1,743,500.00</b>	<b>135,137.96</b>	<b>150,269.99</b>	<b>8.65</b>	<b>456.06</b>	<b>1,592,773.95</b>
<b>511</b>	<b>BUCHANAN ELEMENTARY</b>	<b>1,743,500.00</b>	<b>135,137.96</b>	<b>150,269.99</b>	<b>8.65</b>	<b>456.06</b>	<b>1,592,773.95</b>
<b>512</b>	<b>HURON COLONY ELEMENTARY</b>						
10 1111 512 111	CERTIFIED SALARIES	124,000.00	10,308.33	10,308.33	8.31	0.00	113,691.67
10 1111 512 125	SUBSTITUTE SALARIES	1,700.00	0.00	0.00	0.00	0.00	1,700.00
10 1111 512 210	SOCIAL SECURITY	9,700.00	749.76	749.76	7.73	0.00	8,950.24
10 1111 512 220	RETIREMENT	7,600.00	618.50	618.50	8.14	0.00	6,981.50
10 1111 512 230	GROUP HEALTH/LIFE INS.	17,000.00	1,367.61	1,372.36	8.07	0.00	15,627.64
10 1111 512 240	WORKERS COMPENSATION	1,000.00	48.14	48.14	4.81	0.00	951.86
10 1111 512 323	REPAIRS & MTNCE	1,000.00	650.00	650.00	65.00	0.00	350.00
10 1111 512 334	TRAVEL	500.00	0.00	0.00	0.00	0.00	500.00
10 1111 512 339	OTHER TRANSPORTATION SERVICES	500.00	0.00	0.00	0.00	0.00	500.00
10 1111 512 340	COMMUNICATIONS	1,500.00	36.82	100.10	6.67	0.00	1,399.90
10 1111 512 411	NON-TECHNOLOGY SUPPLIES	3,500.00	194.12	224.42	6.41	0.00	3,275.58
10 1111 512 412	TECHNOLOGY SUPPLIES	500.00	0.00	0.00	0.00	0.00	500.00
10 1111 512 473	COMPUTER LICENSING FEES	0.00	0.00	69.95	0.00	0.00	(69.95)
		<b>168,500.00</b>	<b>13,973.28</b>	<b>14,141.56</b>	<b>8.39</b>	<b>0.00</b>	<b>154,358.44</b>
<b>512</b>	<b>HURON COLONY ELEMENTARY</b>	<b>168,500.00</b>	<b>13,973.28</b>	<b>14,141.56</b>	<b>8.39</b>	<b>0.00</b>	<b>154,358.44</b>
<b>514</b>	<b>MADISON ELEMENTARY</b>						
		<b>168,500.00</b>	<b>13,973.28</b>	<b>14,141.56</b>	<b>8.39</b>	<b>0.00</b>	<b>154,358.44</b>

Expenditure Report by Function  
09/2019

Account Number	Account Description	Current Budget	Expended During Month	Year to Date Expenditures	% of Budget Expended	Outstanding Encumbrances	Uncommitted Funds
10 1111 514 111	CERTIFIED SALARIES	963,000.00	79,773.09	79,773.09	8.28	0.00	883,226.91
10 1111 514 112	PARAPROFESSIONAL SALARIES	49,000.00	447.33	447.33	0.91	0.00	48,552.67
10 1111 514 114	CLASSIFIED SALARIES	27,000.00	1,969.92	1,969.92	7.30	0.00	25,030.08
10 1111 514 125	SUBSTITUTE SALARIES	20,000.00	0.00	0.00	0.00	0.00	20,000.00
10 1111 514 210	SOCIAL SECURITY	81,100.00	5,981.45	5,981.45	7.38	0.00	75,118.55
10 1111 514 220	RETIREMENT	63,600.00	4,899.92	4,899.92	7.70	0.00	58,700.08
10 1111 514 230	GROUP HEALTH/LIFE INS.	152,000.00	14,701.38	14,771.46	9.72	0.00	137,228.54
10 1111 514 240	WORKERS COMPENSATION	5,500.00	383.81	383.81	6.98	0.00	5,116.19
10 1111 514 323	REPAIRS & MNTNCE	15,000.00	11,802.35	11,802.35	78.68	0.00	3,197.65
10 1111 514 334	TRAVEL	2,000.00	0.00	0.00	0.00	0.00	2,000.00
10 1111 514 339	OTHER TRANSPORTATION SERVICES	2,000.00	0.00	0.00	0.00	0.00	2,000.00
10 1111 514 340	COMMUNICATIONS	2,000.00	133.64	320.20	16.01	0.00	1,679.80
10 1111 514 411	NON-TECHNOLOGY SUPPLIES	23,000.00	515.42	1,298.95	5.92	61.53	21,639.52
10 1111 514 412	TECHNOLOGY SUPPLIES	4,000.00	325.00	325.00	8.13	0.00	3,675.00
10 1111 514 640	DUES AND FEES	1,300.00	0.00	0.00	0.00	0.00	1,300.00
		1,410,500.00	120,933.31	121,973.48	8.65	61.53	1,288,464.99
514 MADISON ELEMENTARY		1,410,500.00	120,933.31	121,973.48	8.65	61.53	1,288,464.99
516 WASHINGTON ELEMENTARY		1,410,500.00	120,933.31	121,973.48	8.65	61.53	1,288,464.99
10 1111 516 111	CERTIFIED SALARIES	985,000.00	81,196.92	88,253.69	8.96	0.00	896,746.31
10 1111 516 114	CLASSIFIED SALARIES	27,000.00	1,752.45	1,752.45	6.49	0.00	25,247.55
10 1111 516 125	SUBSTITUTE SALARIES	20,000.00	0.00	0.00	0.00	0.00	20,000.00
10 1111 516 210	SOCIAL SECURITY	79,000.00	6,123.78	6,660.50	8.43	0.00	72,339.50
10 1111 516 220	RETIREMENT	62,000.00	4,976.32	5,399.73	8.71	0.00	56,600.27
10 1111 516 230	GROUP HEALTH/LIFE INS.	156,000.00	13,470.05	13,572.67	8.70	0.00	142,427.33
10 1111 516 240	WORKERS COMPENSATION	5,000.00	387.33	420.29	8.41	0.00	4,579.71
10 1111 516 323	REPAIRS & MNTNCE	15,000.00	9,648.91	9,648.91	64.33	0.00	5,351.09
10 1111 516 334	TRAVEL	2,000.00	0.00	0.00	0.00	0.00	2,000.00
10 1111 516 339	OTHER TRANSPORTATION SERVICES	2,000.00	0.00	0.00	0.00	0.00	2,000.00
10 1111 516 340	COMMUNICATIONS	2,000.00	133.64	320.20	16.01	0.00	1,679.80
10 1111 516 411	NON-TECHNOLOGY SUPPLIES	21,000.00	2,016.84	4,123.17	19.85	45.58	16,831.25
10 1111 516 412	TECHNOLOGY SUPPLIES	3,000.00	325.00	2,325.00	77.50	0.00	675.00
10 1111 516 640	DUES AND FEES	1,300.00	0.00	0.00	0.00	0.00	1,300.00
		1,380,300.00	120,031.24	132,476.61	9.60	45.58	1,247,777.81
516 WASHINGTON ELEMENTARY		1,380,300.00	120,031.24	132,476.61	9.60	45.58	1,247,777.81
518 RIVERSIDE COLONY ELEMENTARY		1,380,300.00	120,031.24	132,476.61	9.60	45.58	1,247,777.81

Expenditure Report by Function  
09/2019

Account Number	Account Description	Current Budget	Expended During Month	Year to Date Expenditures	% of Budget Expended	Outstanding Encumbrances	Uncommitted Funds
10 1111 518 111	CERTIFIED SALARIES	103,000.00	10,253.14	10,253.14	9.95	0.00	92,746.86
10 1111 518 125	SUBSTITUTE SALARIES	1,700.00	0.00	0.00	0.00	0.00	1,700.00
10 1111 518 210	SOCIAL SECURITY	8,100.00	784.37	784.37	9.68	0.00	7,315.63
10 1111 518 220	RETIREMENT	6,300.00	615.19	615.19	9.76	0.00	5,684.81
10 1111 518 230	HEALTH INSURANCE	17,000.00	1,635.18	1,635.18	9.62	0.00	15,364.82
10 1111 518 240	WORKMENS COMPENSATION	1,000.00	47.88	47.88	4.79	0.00	952.12
10 1111 518 323	REPAIRS & MTCNE	1,000.00	750.00	750.00	75.00	0.00	250.00
10 1111 518 334	TRAVEL	500.00	0.00	0.00	0.00	0.00	500.00
10 1111 518 339	OTHER TRANSPORTATION SERVICES	500.00	0.00	0.00	0.00	0.00	500.00
10 1111 518 340	COMMUNICATION	1,500.00	36.82	100.10	6.67	0.00	1,399.90
10 1111 518 411	NON-TECHNOLOGY SUPPLIES	3,500.00	41.80	139.08	3.97	0.00	3,360.92
10 1111 518 412	TECHNOLOGY SUPPLIES	500.00	0.00	0.00	0.00	0.00	500.00
518	RIVERSIDE COLONY ELEMENTARY	144,600.00	14,164.38	14,324.94	9.91	0.00	130,275.06
991	TITLE III	144,600.00	14,164.38	14,324.94	9.91	0.00	130,275.06
10 1111 991 111	CERTIFIED SALARIES	25,000.00	0.00	0.00	0.00	0.00	25,000.00
10 1111 991 210	SOCIAL SECURITY	2,000.00	0.00	0.00	0.00	0.00	2,000.00
10 1111 991 220	RETIREMENT	1,500.00	0.00	0.00	0.00	0.00	1,500.00
10 1111 991 240	WORKERS' COMPENSATION	500.00	0.00	0.00	0.00	0.00	500.00
10 1111 991 319	PROFESSIONAL SERVICES	16,000.00	0.00	0.00	0.00	0.00	16,000.00
10 1111 991 334	TRAVEL	5,000.00	0.00	0.00	0.00	0.00	5,000.00
10 1111 991 411	NON-TECHNOLOGY SUPPLIES	30,000.00	0.00	1,185.60	3.95	0.00	28,814.40
10 1111 991 412	TECHNOLOGY SUPPLIES	10,000.00	242.82	242.82	2.43	0.00	9,757.18
10 1111 991 473	COMPUTER LICENSING FEES	0.00	7,375.00	17,875.00	0.00	13,550.00	(31,425.00)
991	TITLE III	90,000.00	7,617.82	19,303.42	36.50	13,550.00	57,146.58
992	TITLE III IMMIGRANT	90,000.00	7,617.82	19,303.42	36.50	13,550.00	57,146.58
10 1111 992 112	PARAPROFESSIONAL SALARIES	25,000.00	0.00	0.00	0.00	0.00	25,000.00
10 1111 992 210	SOCIAL SECURITY	2,000.00	0.00	0.00	0.00	0.00	2,000.00
10 1111 992 220	RETIREMENT	1,500.00	0.00	0.00	0.00	0.00	1,500.00
10 1111 992 230	HEALTH INSURANCE	5,000.00	0.00	0.00	0.00	0.00	5,000.00
10 1111 992 240	WORKERS' COMPENSATION	500.00	0.00	0.00	0.00	0.00	500.00
10 1111 992 411	NON-TECHNOLOGY SUPPLIES	1,000.00	0.00	0.00	0.00	0.00	1,000.00
992	TITLE III IMMIGRANT	35,000.00	0.00	0.00	0.00	0.00	35,000.00
1111	ELEMENTARY SCHOOLS	4,972,400.00	411,857.99	452,490.00	9.38	14,113.17	4,505,796.83

Account Number	Account Description	Current Budget	Expended During Month	Year to Date Expenditures	% of Budget Expended	Outstanding Encumbrances	Uncommitted Funds
<b>1121</b>	<b>MIDDLE SCHOOL</b>						
<b>007</b>	<b>LSS REFUGEE IMPACT GRANT</b>						
10 1121 007 114	CLASSIFIED SALARIES	14,300.00	1,484.63	4,453.89	31.15	0.00	9,846.11
10 1121 007 210	SOCIAL SECURITY	1,100.00	113.58	340.74	30.98	0.00	759.26
10 1121 007 220	RETIREMENT	900.00	89.08	267.24	29.69	0.00	632.76
10 1121 007 230	HEALTH INSURANCE	0.00	21.61	64.83	0.00	0.00	(64.83)
10 1121 007 240	WORKERS' COMPENSATION	100.00	6.93	20.79	20.79	0.00	79.21
10 1121 007 340	COMMUNICATION	600.00	50.23	149.87	24.98	0.00	450.13
		17,000.00	1,766.06	5,297.36	31.16	0.00	11,702.64
		17,000.00	1,766.06	5,297.36	31.16	0.00	11,702.64
<b>007</b>	<b>LSS REFUGEE IMPACT GRANT</b>						
<b>600</b>	<b>MIDDLE SCHOOL</b>						
10 1121 600 111	CERTIFIED SALARIES	1,430,000.00	120,191.01	120,191.01	8.40	0.00	1,309,808.99
10 1121 600 112	PARAPROFESSIONAL SALARIES	24,000.00	0.00	0.00	0.00	0.00	24,000.00
10 1121 600 114	CLASSIFIED SALARIES	39,000.00	4,834.92	11,217.06	28.76	0.00	27,782.94
10 1121 600 125	SUBSTITUTE SALARIES	27,000.00	0.00	0.00	0.00	0.00	27,000.00
10 1121 600 210	SOCIAL SECURITY	116,300.00	9,157.38	9,645.64	8.29	0.00	106,654.36
10 1121 600 220	RETIREMENT	91,200.00	7,461.07	7,843.99	8.60	0.00	83,356.01
10 1121 600 230	GROUP HEALTH/LIFE INS.	265,000.00	20,268.31	21,817.06	8.23	0.00	243,182.94
10 1121 600 240	WORKERS COMPENSATION	10,000.00	602.59	683.71	6.84	0.00	9,316.29
10 1121 600 319	PROFESSIONAL SERVICES	1,500.00	0.00	0.00	0.00	0.00	1,500.00
10 1121 600 323	REPAIRS & MTNCE	9,000.00	8,441.82	10,931.07	121.46	0.00	(1,931.07)
10 1121 600 334	TRAVEL	3,000.00	0.00	453.40	15.11	0.00	2,546.60
10 1121 600 339	OTHER TRANSPORTATION SERVICES	3,000.00	0.00	0.00	0.00	0.00	3,000.00
10 1121 600 340	COMMUNICATIONS	3,600.00	267.05	600.25	16.67	0.00	2,999.75
10 1121 600 411	NON-TECHNOLOGY SUPPLIES	37,000.00	2,677.92	10,206.71	30.69	1,148.12	25,645.17
10 1121 600 412	TECHNOLOGY SUPPLIES	5,000.00	444.25	444.25	8.89	0.00	4,555.75
10 1121 600 640	DUES & FEES	800.00	0.00	150.00	18.75	0.00	650.00
600	MIDDLE SCHOOL	2,065,400.00	174,346.32	194,184.15	9.46	1,148.12	1,870,067.73
1121	MIDDLE SCHOOL	2,065,400.00	174,346.32	194,184.15	9.46	1,148.12	1,870,067.73
<b>1131</b>	<b>HIGH SCHOOL</b>						
<b>700</b>	<b>HIGH SCHOOL</b>						
10 1131 700 111	CERTIFIED SALARIES	1,500,000.00	121,282.60	124,695.60	8.31	0.00	1,375,304.40
10 1131 700 112	PARAPROFESSIONAL SALARIES	48,000.00	149.91	149.91	0.31	0.00	47,850.09



Expenditure Report by Function  
09/2019

Account Number	Account Description	Current Budget	Expended During Month	Year to Date Expenditures	% of Budget Expended	Outstanding Encumbrances	User ID: PLB
10 1131 700 114	CLASSIFIED SALARIES	77,000.00	6,389.07	19,344.81	25.12	0.00	57,655.19
10 1131 700 125	SUBSTITUTE SALARIES	26,000.00	0.00	0.00	0.00	0.00	26,000.00
10 1131 700 210	SOCIAL SECURITY	126,400.00	9,450.48	10,547.59	8.34	0.00	115,852.41
10 1131 700 220	RETIREMENT	99,100.00	7,669.27	8,640.73	8.72	0.00	90,459.27
10 1131 700 230	GROUP HEALTH/LIFE INS.	258,000.00	19,895.25	23,648.89	9.17	0.00	234,351.11
10 1131 700 240	WORKERS COMPENSATION	9,000.00	596.95	677.72	7.53	0.00	8,322.28
10 1131 700 319	PROFESSIONAL SERVICES	5,500.00	0.00	0.00	0.00	0.00	5,500.00
10 1131 700 323	REPAIRS & MTNCE	11,000.00	6,960.40	7,043.90	64.04	0.00	3,956.10
10 1131 700 334	TRAVEL	4,000.00	0.00	0.00	0.00	0.00	4,000.00
10 1131 700 339	OTHER TRANSPORTATION SERVICES	4,000.00	0.00	0.00	0.00	0.00	4,000.00
10 1131 700 340	COMMUNICATIONS	3,000.00	267.05	600.25	20.01	0.00	2,399.75
10 1131 700 411	NON-TECHNOLOGY SUPPLIES	56,000.00	3,258.29	12,953.20	23.66	296.45	42,750.35
10 1131 700 412	TECHNOLOGY SUPPLIES	8,000.00	325.00	325.00	4.06	0.00	7,675.00
10 1131 700 473	COMPUTER LICENSING FEES	5,000.00	0.00	5,000.00	100.00	0.00	0.00
10 1131 700 640	DUES AND FEES	1,200.00	0.00	0.00	0.00	0.00	1,200.00
700 HIGH SCHOOL		2,241,200.00	176,244.27	213,627.60	9.55	296.45	2,027,275.95
770 VOCATIONAL SCHOOL		2,241,200.00	176,244.27	213,627.60	9.55	296.45	2,027,275.95
10 1131 770 111	CERTIFIED SALARIES	288,000.00	23,087.96	23,087.96	8.02	0.00	264,912.04
10 1131 770 125	SUBSTITUTE SALARIES	4,500.00	0.00	0.00	0.00	0.00	4,500.00
10 1131 770 210	SOCIAL SECURITY	22,400.00	1,677.95	1,677.95	7.49	0.00	20,722.05
10 1131 770 220	RETIREMENT	17,600.00	1,385.28	1,385.28	7.87	0.00	16,214.72
10 1131 770 230	GROUP HEALTH/LIFE INS.	50,000.00	3,823.64	3,823.64	7.65	0.00	46,176.36
10 1131 770 240	WORKMENS COMPENSATION	1,500.00	123.39	147.27	9.82	0.00	1,352.73
10 1131 770 323	REPAIRS & MTNCE	2,000.00	1,000.00	1,000.00	50.00	0.00	1,000.00
10 1131 770 334	TRAVEL	2,000.00	0.00	396.06	19.80	0.00	1,603.94
10 1131 770 339	OTHER TRANSPORTATION SERVICES	2,000.00	0.00	0.00	0.00	0.00	2,000.00
10 1131 770 340	COMMUNICATIONS	800.00	80.23	200.15	25.02	0.00	599.85
10 1131 770 411	NON-TECHNOLOGY SUPPLIES	19,000.00	1,151.76	2,826.87	41.78	5,111.50	11,061.63
10 1131 770 412	TECHNOLOGY SUPPLIES	2,000.00	0.00	0.00	0.00	0.00	2,000.00
770 VOCATIONAL SCHOOL		411,800.00	32,330.21	34,545.18	9.63	5,111.50	372,143.32
791 PRIDE HIGH		411,800.00	32,330.21	34,545.18	9.63	5,111.50	372,143.32
10 1131 791 111	CERTIFIED SALARIES	49,000.00	4,023.00	4,023.00	8.21	0.00	44,977.00
10 1131 791 112	PARAPROFESSIONAL SALARIES	24,000.00	103.21	103.21	0.43	0.00	23,896.79
10 1131 791 125	SUBSTITUTE SALARIES	1,000.00	0.00	0.00	0.00	0.00	1,000.00
10 1131 791 210	SOCIAL SECURITY	5,700.00	315.66	315.66	5.54	0.00	5,384.34

Expenditure Report by Function  
09/2019

Account Number	Account Description	Current Budget	Expended During Month	Year to Date Expenditures	% of Budget Expended	Outstanding Encumbrances	Uncommitted Funds
10 1131 791 220	RETIREMENT	4,500.00	247.57	247.57	5.50	0.00	4,252.43
10 1131 791 230	GROUP HEALTH/LIFE INS.	8,400.00	7.21	12.97	0.15	0.00	8,387.03
10 1131 791 240	WORKMENS COMPENSATION	500.00	19.26	19.26	3.85	0.00	480.74
10 1131 791 323	REPAIRS & MTNCE	200.00	0.00	0.00	0.00	0.00	200.00
10 1131 791 340	COMMUNICATIONS	300.00	23.41	60.05	20.02	0.00	239.95
10 1131 791 411	NON-TECHNOLOGY SUPPLIES	400.00	0.00	0.00	0.00	0.00	400.00
10 1131 791 412	TECHNOLOGY SUPPLIES	100.00	0.00	0.00	0.00	0.00	100.00
		94,100.00	4,739.32	4,781.72	5.08	0.00	89,318.28
791	PRIDE HIGH	94,100.00	4,739.32	4,781.72	5.08	0.00	89,318.28
800	OUR HOME PROGRAMS	94,100.00	4,739.32	4,781.72	5.08	0.00	89,318.28
10 1131 800 111	CERTIFIED SALARIES	132,000.00	11,319.69	27,805.51	21.06	0.00	104,194.49
10 1131 800 125	SUBSTITUTE SALARIES	2,000.00	0.00	0.00	0.00	0.00	2,000.00
10 1131 800 210	SOCIAL SECURITY	10,300.00	859.72	2,120.88	20.59	0.00	8,179.12
10 1131 800 220	RETIREMENT	8,100.00	679.18	1,668.32	20.60	0.00	6,431.68
10 1131 800 230	HEALTH INSURANCE	9,000.00	949.23	949.23	10.55	0.00	8,050.77
10 1131 800 240	WORKERS' COMPENSATION	700.00	52.86	129.87	18.55	0.00	570.13
10 1131 800 323	REPAIRS & MTNCE	1,000.00	1,000.00	2,842.48	284.25	0.00	(1,842.48)
10 1131 800 334	TRAVEL	100.00	0.00	350.00	350.00	0.00	(250.00)
10 1131 800 411	NON-TECHNOLOGY SUPPLIES	3,000.00	18.04	711.64	52.77	871.55	1,416.81
10 1131 800 412	TECHNOLOGY SUPPLIES	1,000.00	0.00	688.70	68.87	0.00	311.30
		167,200.00	14,878.72	37,266.63	22.81	871.55	129,061.82
800	OUR HOME PROGRAMS	167,200.00	14,878.72	37,266.63	22.81	871.55	129,061.82
950	PERKINS GRANT	167,200.00	14,878.72	37,266.63	22.81	871.55	129,061.82
10 1131 950 334	TRAVEL	6,000.00	260.00	511.76	8.53	0.00	5,488.24
10 1131 950 411	NON-TECHNOLOGY SUPPLIES	11,500.00	0.00	18,439.50	160.34	0.00	(6,939.50)
10 1131 950 412	TECHNOLOGY SUPPLIES	2,500.00	0.00	0.00	0.00	0.00	2,500.00
10 1131 950 549	OTHER EQUIPMENT	25,000.00	0.00	26,188.40	104.75	0.00	(1,188.40)
		45,000.00	260.00	45,139.66	100.31	0.00	(139.66)
950	PERKINS GRANT	45,000.00	260.00	45,139.66	100.31	0.00	(139.66)
964	RLIS GRANT	45,000.00	260.00	45,139.66	100.31	0.00	(139.66)
10 1131 964 112	PARAPROFESSIONAL SALARIES	31,600.00	0.00	0.00	0.00	0.00	31,600.00
10 1131 964 125	SUBSTITUTE SALARIES	3,000.00	0.00	0.00	0.00	0.00	3,000.00
10 1131 964 210	SOCIAL SECURITY	2,500.00	0.00	0.00	0.00	0.00	2,500.00

**Expenditure Report by Function**  
09/2019

User ID: PLB

Account Number	Account Description	Current Budget	Expended During Month	Year to Date Expenditures	% of Budget Expended	Outstanding Encumbrances	Uncommitted Funds
10 1131 964 220	RETIREMENT	1,900.00	0.00	0.00	0.00	0.00	1,900.00
10 1131 964 230	HEALTH INSURANCE	5,800.00	0.00	0.00	0.00	0.00	5,800.00
10 1131 964 240	WORKERS' COMPENSATION	200.00	0.00	0.00	0.00	0.00	200.00
		45,000.00	0.00	0.00	0.00	0.00	45,000.00
964	RLIS GRANT	45,000.00	0.00	0.00	0.00	0.00	45,000.00
<b>965</b>	<b>BAYER FUND</b>	45,000.00	0.00	0.00	0.00	0.00	45,000.00
10 1131 965 411	NON-TECHNOLOGY SUPPLIES	0.00	21,370.75	21,370.75	0.00	0.00	(21,370.75)
		0.00	21,370.75	21,370.75	0.00	0.00	(21,370.75)
965	BAYER FUND	0.00	21,370.75	21,370.75	0.00	0.00	(21,370.75)
1131	HIGH SCHOOL	0.00	21,370.75	21,370.75	0.00	0.00	(21,370.75)
<b>1141</b>	<b>PRESCHOOL SERVICES</b>	3,004,300.00	249,823.27	356,731.54	12.08	6,279.50	2,641,288.96
<b>517</b>	<b>PRESCHOOL-PRIVATE FUNDING</b>						
10 1141 517 319	PROFESSIONAL SERVICES	0.00	407.50	407.50	0.00	0.00	(407.50)
		0.00	407.50	407.50	0.00	0.00	(407.50)
517	PRESCHOOL-PRIVATE FUNDING	0.00	407.50	407.50	0.00	0.00	(407.50)
1141	PRESCHOOL SERVICES	0.00	407.50	407.50	0.00	0.00	(407.50)
<b>1250</b>	<b>CULTURALLY DIFFERENT (LEP)</b>						
<b>500</b>	<b>ELEMENTARY SCHOOL</b>						
10 1250 500 112	PARAPROFESSIONAL SALARIES	0.00	0.00	0.00	0.00	0.00	0.00
10 1250 500 114	CLASSIFIED SALARIES	0.00	0.00	0.00	0.00	0.00	0.00
10 1250 500 210	SOCIAL SECURITY	0.00	0.00	0.00	0.00	0.00	0.00
10 1250 500 220	RETIREMENT	0.00	0.00	0.00	0.00	0.00	0.00
10 1250 500 230	HEALTH INSURANCE	0.00	0.00	0.00	0.00	0.00	0.00
10 1250 500 240	WORKERS' COMPENSATION	0.00	0.00	0.00	0.00	0.00	0.00
		0.00	0.00	0.00	0.00	0.00	0.00
		0.00	0.00	0.00	0.00	0.00	0.00
<b>000</b>	<b>DISTRICT</b>						
<b>001</b>	<b>BUCHANAN</b>						
10 1250 500 111 000 001	CERTIFIED SALARIES	96,000.00	7,838.67	7,838.67	8.17	0.00	88,161.33
10 1250 500 112 000 001	PARAPROFESSIONAL SALARIES	15,000.00	584.19	965.59	6.44	0.00	14,034.41
10 1250 500 114 000 001	CLASSIFIED SALARIES	4,000.00	356.04	1,066.01	26.65	0.00	2,933.99
10 1250 500 125 000 001	SUBSTITUTE SALARIES	1,000.00	0.00	0.00	0.00	0.00	1,000.00

Expenditure Report by Function  
09/2019

Account Number	Account Description	Current Budget	Expended During Month	Year to Date Expenditures	% of Budget Expended	Outstanding Encumbrances	Uncommitted Funds
10 1250 500 210 000 001	SOCIAL SECURITY	8,900.00	651.71	733.75	8.24	0.00	8,166.25
10 1250 500 220 000 001	RETIREMENT	7,000.00	522.69	586.85	8.38	0.00	6,413.15
10 1250 500 230 000 001	HEALTH INSURANCE	6,000.00	465.65	624.80	10.41	0.00	5,375.20
10 1250 500 240 000 001	WORKERS' COMPENSATION	400.00	41.60	46.70	11.68	0.00	353.30
10 1250 500 334 000 001	TRAVEL	200.00	0.00	0.00	0.00	0.00	200.00
10 1250 500 411 000 001	NON-TECHNOLOGY SUPPLIES	1,500.00	256.29	678.19	45.21	0.00	821.81
10 1250 500 412 000 001	TECHNOLOGY SUPPLIES	500.00	0.00	119.37	23.87	0.00	380.63
10 1250 500 473 000 001	COMPUTER LICENSING FEES	0.00	0.00	99.00	0.00	0.00	(99.00)
10 1250 500 640 000 001	DUES AND FEES	200.00	0.00	0.00	0.00	0.00	200.00
001 BUCHANAN		140,700.00	10,716.84	12,758.93	9.07	0.00	127,941.07
<b>004 MADISON</b>							
10 1250 500 111 000 004	CERTIFIED SALARIES	123,000.00	10,071.88	10,071.88	8.19	0.00	112,928.12
10 1250 500 112 000 004	PARAPROFESSIONAL SALARIES	15,000.00	798.03	1,177.44	7.85	0.00	13,822.56
10 1250 500 114 000 004	CLASSIFIED SALARIES	4,000.00	352.86	1,059.64	26.49	0.00	2,940.36
10 1250 500 125 000 004	SUBSTITUTE SALARIES	3,000.00	0.00	0.00	0.00	0.00	3,000.00
10 1250 500 210 000 004	SOCIAL SECURITY	11,100.00	798.18	879.85	7.93	0.00	10,220.15
10 1250 500 220 000 004	RETIREMENT	8,700.00	668.70	732.56	8.42	0.00	7,967.44
10 1250 500 230 000 004	HEALTH INSURANCE	27,000.00	2,161.15	2,322.48	8.60	0.00	24,677.52
10 1250 500 240 000 004	WORKERS' COMPENSATION	400.00	53.02	58.10	14.53	0.00	341.90
10 1250 500 334 000 004	TRAVEL	200.00	0.00	0.00	0.00	0.00	200.00
10 1250 500 411 000 004	NON-TECHNOLOGY SUPPLIES	1,500.00	156.75	402.75	26.85	0.00	1,097.25
10 1250 500 412 000 004	TECHNOLOGY SUPPLIES	500.00	0.00	0.00	0.00	0.00	500.00
10 1250 500 640 000 004	DUES AND FEES	200.00	0.00	0.00	0.00	0.00	200.00
004 MADISON		194,600.00	15,060.57	16,704.70	8.58	0.00	177,895.30
<b>006 WASHINGTON</b>							
10 1250 500 111 000 006	CERTIFIED SALARIES	73,000.00	5,912.29	5,912.29	8.10	0.00	67,087.71
10 1250 500 112 000 006	PARAPROFESSIONAL SALARIES	15,000.00	550.27	929.68	6.20	0.00	14,070.32
10 1250 500 114 000 006	CLASSIFIED SALARIES	4,000.00	352.86	1,059.64	26.49	0.00	2,940.36
10 1250 500 125 000 006	SUBSTITUTE SALARIES	3,000.00	0.00	0.00	0.00	0.00	3,000.00
10 1250 500 210 000 006	SOCIAL SECURITY	7,300.00	511.85	593.50	8.13	0.00	6,706.50
10 1250 500 220 000 006	RETIREMENT	5,700.00	404.56	468.42	8.22	0.00	5,231.58
10 1250 500 230 000 006	HEALTH INSURANCE	13,000.00	1,130.41	1,332.97	10.25	0.00	11,667.03
10 1250 500 240 000 006	WORKERS' COMPENSATION	400.00	32.38	37.44	9.36	0.00	362.56
10 1250 500 334 000 006	TRAVEL	200.00	0.00	0.00	0.00	0.00	200.00
10 1250 500 411 000 006	NON-TECHNOLOGY SUPPLIES	1,500.00	47.60	293.60	19.57	0.00	1,206.40
10 1250 500 412 000 006	TECHNOLOGY SUPPLIES	500.00	0.00	0.00	0.00	0.00	500.00
10 1250 500 640 000 006	DUES AND FEES	200.00	0.00	0.00	0.00	0.00	200.00
006 WASHINGTON		123,800.00	8,942.22	10,627.54	8.58	0.00	113,172.46
<b>008 RIVERSIDE COLONY</b>							
10 1250 500 411 000 008	NON-TECHNOLOGY SUPPLIES	0.00	0.00	154.87	0.00	0.00	(154.87)
008 RIVERSIDE COLONY		0.00	0.00	154.87	0.00	0.00	(154.87)
000 DISTRICT		459,100.00	34,719.63	40,246.04	8.77	0.00	418,853.96
500 ELEMENTARY SCHOOL		459,100.00	34,719.63	40,246.04	8.77	0.00	418,853.96

Account Number	Account Description	Current Budget	Expended During Month	Year to Date Expenditures	% of Budget Expended	Outstanding Encumbrances	Uncommitted Funds
<b>600</b>	<b>MIDDLE SCHOOL</b>						
10 1250 600 111	CERTIFIED SALARIES	98,000.00	8,033.58	8,033.58	8.20	0.00	89,966.42
10 1250 600 112	PARAPROFESSIONAL SALARIES	40,000.00	1,542.16	2,678.99	6.70	0.00	37,321.01
10 1250 600 114	CLASSIFIED SALARIES	12,000.00	1,058.59	3,175.76	26.46	0.00	8,824.24
10 1250 600 125	SUBSTITUTE SALARIES	3,000.00	0.00	0.00	0.00	0.00	3,000.00
10 1250 600 210	SOCIAL SECURITY	11,800.00	783.39	1,028.00	8.71	0.00	10,772.00
10 1250 600 220	RETIREMENT	9,200.00	628.45	819.78	8.91	0.00	8,380.22
10 1250 600 230	HEALTH INSURANCE	28,000.00	1,600.39	2,077.89	7.42	0.00	25,922.11
10 1250 600 240	WORKERS' COMPENSATION	800.00	51.37	66.58	8.32	0.00	733.42
10 1250 600 334	TRAVEL	500.00	0.00	0.00	0.00	0.00	500.00
10 1250 600 340	COMMUNICATION	300.00	26.82	80.10	26.70	0.00	219.90
10 1250 600 411	NON-TECHNOLOGY SUPPLIES	4,000.00	10.65	173.55	7.39	121.86	3,704.59
10 1250 600 412	TECHNOLOGY SUPPLIES	1,000.00	0.00	547.44	54.74	0.00	452.56
		<b>208,600.00</b>	<b>13,735.40</b>	<b>18,681.67</b>	<b>9.01</b>	<b>121.86</b>	<b>189,796.47</b>
<b>600</b>	<b>MIDDLE SCHOOL</b>	<b>208,600.00</b>	<b>13,735.40</b>	<b>18,681.67</b>	<b>9.01</b>	<b>121.86</b>	<b>189,796.47</b>
<b>700</b>	<b>HIGH SCHOOL</b>						
10 1250 700 111	CERTIFIED SALARIES	155,000.00	13,478.23	13,478.23	8.70	0.00	141,521.77
10 1250 700 112	PARAPROFESSIONAL SALARIES	59,000.00	1,668.06	2,804.87	4.75	0.00	56,195.13
10 1250 700 114	CLASSIFIED SALARIES	12,000.00	1,058.58	3,175.74	26.46	0.00	8,824.26
10 1250 700 125	SUBSTITUTE SALARIES	3,000.00	0.00	0.00	0.00	0.00	3,000.00
10 1250 700 210	SOCIAL SECURITY	17,600.00	1,224.24	1,468.85	8.35	0.00	16,131.15
10 1250 700 220	RETIREMENT	13,800.00	962.69	1,154.00	8.36	0.00	12,646.00
10 1250 700 230	HEALTH INSURANCE	30,000.00	2,665.37	3,242.58	10.81	0.00	26,757.42
10 1250 700 240	WORKERS' COMPENSATION	1,200.00	77.34	92.54	7.71	0.00	1,107.46
10 1250 700 334	TRAVEL	500.00	0.00	0.00	0.00	0.00	500.00
10 1250 700 411	NON-TECHNOLOGY SUPPLIES	4,000.00	60.17	143.57	3.59	0.00	3,856.43
10 1250 700 412	TECHNOLOGY SUPPLIES	1,000.00	0.00	0.00	0.00	0.00	1,000.00
		<b>297,100.00</b>	<b>21,194.68</b>	<b>25,560.38</b>	<b>8.60</b>	<b>0.00</b>	<b>271,539.62</b>
<b>700</b>	<b>HIGH SCHOOL</b>	<b>297,100.00</b>	<b>21,194.68</b>	<b>25,560.38</b>	<b>8.60</b>	<b>0.00</b>	<b>271,539.62</b>
1250	CULTURALLY DIFFERENT (LEP)	297,100.00	21,194.68	25,560.38	8.60	0.00	271,539.62
1273	TITLE I	964,800.00	69,649.71	84,488.09	8.77	121.86	880,190.05
930	PART A-BASIC						
000	DISTRICT						
001	BUCHANAN						
10 1273 930 111 000 001	CERTIFIED SALARIES	85,000.00	7,781.19	7,781.19	9.15	0.00	77,218.81
10 1273 930 112 000 001	PARAPROFESSIONAL SALARIES	50,000.00	939.94	939.94	1.88	0.00	49,060.06

Expenditure Report by Function  
09/2019

Account Number	Account Description	Current Budget	Expended During Month	Year to Date Expenditures	% of Budget Expended	Outstanding Encumbrances	Uncommitted Funds
10 1273 930 125 000 001	SUBSTITUTE SALARIES DISTRICT	2,000.00	0.00	0.00	0.00	0.00	2,000.00
10 1273 930 210 000 001	SOCIAL SECURITY DISTRICT	10,500.00	575.86	575.86	5.48	0.00	9,924.14
10 1273 930 220 000 001	RETIREMENT DISTRICT	8,300.00	523.28	523.28	6.30	0.00	7,776.72
10 1273 930 230 000 001	HEALTH INSURANCE DISTRICT	14,200.00	1,699.47	1,731.21	12.19	0.00	12,468.79
10 1273 930 240 000 001	WORKERS' COMPENSATION DISTRICT	2,000.00	40.73	40.73	2.04	0.00	1,959.27
10 1273 930 319 000 001	PROFESSIONAL SERVICES	3,000.00	182.07	182.07	6.07	0.00	2,817.93
10 1273 930 334 000 001	TRAVEL DISTRICT	200.00	0.00	0.00	0.00	0.00	200.00
10 1273 930 340 000 001	COMMUNICATION DISTRICT	300.00	0.00	0.00	0.00	0.00	300.00
10 1273 930 411 000 001	NON-TECHNOLOGY SUPPLIES	2,000.00	0.00	0.00	0.00	0.00	2,000.00
10 1273 930 412 000 001	TECHNOLOGY SUPPLIES	500.00	0.00	0.00	0.00	0.00	500.00
10 1273 930 473 000 001	COMPUTER LICENSING FEES	0.00	0.00	1,165.17	0.00	0.00	(1,165.17)
001 BUCHANAN		178,000.00	11,742.54	12,939.45	7.27	0.00	165,060.55
<b>004 MADISON</b>							
10 1273 930 111 000 004	CERTIFIED SALARIES	85,000.00	6,015.22	6,015.22	7.08	0.00	78,984.78
10 1273 930 112 000 004	PARAPROFESSIONAL SALARIES	50,000.00	715.97	715.97	1.43	0.00	49,284.03
10 1273 930 125 000 004	SUBSTITUTE SALARIES DISTRICT	2,000.00	0.00	0.00	0.00	0.00	2,000.00
10 1273 930 210 000 004	SOCIAL SECURITY DISTRICT	10,500.00	514.94	514.94	4.90	0.00	9,985.06
10 1273 930 220 000 004	RETIREMENT DISTRICT	8,300.00	403.87	403.87	4.87	0.00	7,896.13
10 1273 930 230 000 004	HEALTH INSURANCE DISTRICT	14,200.00	1,017.49	1,037.67	7.31	0.00	13,162.33
10 1273 930 240 000 004	WORKERS' COMPENSATION DISTRICT	2,000.00	31.44	31.44	1.57	0.00	1,968.56
10 1273 930 319 000 004	PROFESSIONAL SERVICES	3,000.00	182.07	182.07	6.07	0.00	2,817.93
10 1273 930 334 000 004	TRAVEL DISTRICT	200.00	0.00	0.00	0.00	0.00	200.00
10 1273 930 340 000 004	COMMUNICATION DISTRICT	300.00	0.00	0.00	0.00	0.00	300.00
10 1273 930 411 000 004	NON-TECHNOLOGY SUPPLIES	2,000.00	0.00	0.00	0.00	0.00	2,000.00
10 1273 930 412 000 004	TECHNOLOGY SUPPLIES	500.00	0.00	0.00	0.00	0.00	500.00
10 1273 930 473 000 004	COMPUTER LICENSING FEES	0.00	0.00	1,165.17	0.00	0.00	(1,165.17)
004 MADISON		178,000.00	8,881.00	10,066.35	5.66	0.00	167,933.65
<b>005 HOLY TRINITY</b>							
10 1273 930 411 000 005	NON-TECHNOLOGY SUPPLIES	2,500.00	48.95	48.95	1.96	0.00	2,451.05
10 1273 930 412 000 005	TECHNOLOGY SUPPLIES	500.00	0.00	0.00	0.00	0.00	500.00
10 1273 930 473 000 005	COMPUTER LICENSING FEES	0.00	0.00	1,165.16	0.00	0.00	(1,165.16)
005 HOLY TRINITY		3,000.00	48.95	1,214.11	40.47	0.00	1,785.89
<b>006 WASHINGTON</b>							
10 1273 930 111 000 006	CERTIFIED SALARIES	85,000.00	4,410.58	4,410.58	5.19	0.00	80,589.42
10 1273 930 112 000 006	PARAPROFESSIONAL SALARIES	50,000.00	1,055.22	1,055.22	2.11	0.00	48,944.78
10 1273 930 125 000 006	SUBSTITUTE SALARIES DISTRICT	2,000.00	0.00	0.00	0.00	0.00	2,000.00
10 1273 930 210 000 006	SOCIAL SECURITY DISTRICT	10,500.00	418.14	418.14	3.98	0.00	10,081.86
10 1273 930 220 000 006	RETIREMENT DISTRICT	8,300.00	327.95	327.95	3.95	0.00	7,972.05
10 1273 930 230 000 006	HEALTH INSURANCE DISTRICT	14,200.00	714.82	736.47	5.19	0.00	13,463.53
10 1273 930 240 000 006	WORKERS' COMPENSATION DISTRICT	2,000.00	25.53	25.53	1.28	0.00	1,974.47
10 1273 930 319 000 006	PROFESSIONAL SERVICES	3,000.00	182.06	182.06	6.07	0.00	2,817.94

Account Number	Account Description	Current Budget	Expended During Month	Year to Date Expenditures	% of Budget Expended	Outstanding Encumbrances	Uncommitted Funds
10 1273 930 334 000 006	TRAVEL DISTRICT	200.00	0.00	0.00	0.00	0.00	200.00
10 1273 930 340 000 006	COMMUNICATION DISTRICT	300.00	0.00	0.00	0.00	0.00	300.00
10 1273 930 411 000 006	NON-TECHNOLOGY SUPPLIES	2,000.00	0.00	0.00	0.00	0.00	2,000.00
10 1273 930 412 000 006	TECHNOLOGY SUPPLIES	500.00	0.00	0.00	0.00	0.00	500.00
10 1273 930 473 000 006	COMPUTER LICENSING FEES	0.00	0.00	1,165.17	0.00	0.00	(1,165.17)
006 WASHINGTON		178,000.00	7,134.30	8,321.12	4.67	0.00	169,678.88
<b>009 MIDDLE SCHOOL</b>							
10 1273 930 111 000 009	CERTIFIED SALARIES	60,000.00	4,643.84	4,643.84	7.74	0.00	55,356.16
10 1273 930 112 000 009	PARAPROFESSIONAL SALARIES	85,000.00	0.00	0.00	0.00	0.00	85,000.00
10 1273 930 125 000 009	SUBSTITUTE SALARIES DISTRICT	10,000.00	0.00	0.00	0.00	0.00	10,000.00
10 1273 930 210 000 009	SOCIAL SECURITY DISTRICT	11,900.00	271.59	271.61	2.28	0.00	11,628.39
10 1273 930 220 000 009	RETIREMENT DISTRICT	9,300.00	278.63	278.63	3.00	0.00	9,021.37
10 1273 930 230 000 009	HEALTH INSURANCE DISTRICT	30,000.00	1,153.97	1,179.95	3.93	0.00	28,820.05
10 1273 930 240 000 009	WORKERS' COMPENSATION DISTRICT	1,000.00	26.88	50.54	5.05	0.00	949.46
10 1273 930 319 000 009	PROFESSIONAL SERVICES	500.00	0.00	0.00	0.00	0.00	500.00
10 1273 930 334 000 009	TRAVEL DISTRICT	500.00	0.00	0.00	0.00	0.00	500.00
10 1273 930 340 000 009	COMMUNICATION DISTRICT	500.00	0.00	0.00	0.00	0.00	500.00
10 1273 930 411 000 009	NON-TECHNOLOGY SUPPLIES	22,300.00	0.00	0.00	0.00	0.00	22,300.00
10 1273 930 412 000 009	TECHNOLOGY SUPPLIES	4,000.00	0.00	0.00	0.00	0.00	4,000.00
10 1273 930 473 000 009	COMPUTER LICENSING FEES	0.00	0.00	5,167.17	0.00	0.00	(5,167.17)
009 MIDDLE SCHOOL		235,000.00	6,374.91	11,591.74	4.93	0.00	223,408.26
<b>011 JAMES VALLEY</b>							
10 1273 930 411 000 011	NON-TECHNOLOGY SUPPLIES	2,500.00	0.00	0.00	0.00	0.00	2,500.00
10 1273 930 412 000 011	TECHNOLOGY SUPPLIES	500.00	0.00	0.00	0.00	0.00	500.00
10 1273 930 473 000 011	COMPUTER LICENSING FEES	0.00	0.00	1,165.16	0.00	0.00	(1,165.16)
011 JAMES VALLEY		3,000.00	0.00	1,165.16	38.84	0.00	1,834.84
000 DISTRICT		775,000.00	34,181.70	45,297.93	5.84	0.00	729,702.07
930 PART A-BASIC		775,000.00	34,181.70	45,297.93	5.84	0.00	729,702.07
<b>931 PART C-MIGRANT</b>							
10 1273 931 111	CERTIFIED SALARIES	80,000.00	4,122.50	4,122.50	5.15	0.00	75,877.50
10 1273 931 112	PARAPROFESSIONAL SALARIES	108,000.00	300.20	300.20	0.28	0.00	107,699.80
10 1273 931 210	SOCIAL SECURITY	14,400.00	335.47	335.47	2.33	0.00	14,064.53
10 1273 931 220	RETIREMENT	11,300.00	265.37	265.37	2.35	0.00	11,034.63
10 1273 931 230	HEALTH INSURANCE	25,000.00	337.75	346.41	1.39	0.00	24,653.59
10 1273 931 240	WORKERS' COMPENSATION	1,300.00	20.65	20.65	1.59	0.00	1,279.35
10 1273 931 411	NON-TECHNOLOGY SUPPLIES	9,000.00	0.00	0.00	0.00	0.00	9,000.00
10 1273 931 412	TECHNOLOGY SUPPLIES	1,000.00	0.00	0.00	0.00	0.00	1,000.00
931 PART C-MIGRANT		250,000.00	5,381.94	5,390.60	2.16	0.00	244,609.40
931 PART C-MIGRANT		250,000.00	5,381.94	5,390.60	2.16	0.00	244,609.40
931 PART C-MIGRANT		250,000.00	5,381.94	5,390.60	2.16	0.00	244,609.40

Account Number	Account Description	Current Budget	Expended During Month	Year to Date Expenditures	% of Budget Expended	Outstanding Encumbrances	Uncommitted Funds
<b>932</b>	<b>PART D-N &amp; D</b>						
10 1273 932 111	CERTIFIED SALARIES	80,000.00	5,692.30	5,692.30	7.12	0.00	74,307.70
10 1273 932 210	SOCIAL SECURITY	6,200.00	426.50	426.50	6.88	0.00	5,773.50
10 1273 932 220	RETIREMENT	4,800.00	341.54	341.54	7.12	0.00	4,458.46
10 1273 932 230	HEALTH INSURANCE	13,000.00	846.50	952.86	7.33	0.00	12,047.14
10 1273 932 240	WORKERS' COMPENSATION	300.00	26.58	26.58	8.86	0.00	273.42
10 1273 932 319	PROFESSIONAL SERVICES	1,000.00	0.00	0.00	0.00	0.00	1,000.00
10 1273 932 334	TRAVEL	600.00	0.00	0.00	0.00	0.00	600.00
10 1273 932 340	COMMUNICATION	300.00	0.00	0.00	0.00	0.00	300.00
10 1273 932 411	NON-TECHNOLOGY SUPPLIES	3,000.00	0.00	0.00	0.00	0.00	3,000.00
10 1273 932 412	TECHNOLOGY SUPPLIES	800.00	0.00	0.00	0.00	0.00	800.00
		<b>110,000.00</b>	<b>7,333.42</b>	<b>7,439.78</b>	<b>6.76</b>	<b>0.00</b>	<b>102,560.22</b>
<b>932</b>	<b>PART D-N &amp; D</b>	<b>110,000.00</b>	<b>7,333.42</b>	<b>7,439.78</b>	<b>6.76</b>	<b>0.00</b>	<b>102,560.22</b>
1273	TITLE I	110,000.00	7,333.42	7,439.78	6.76	0.00	102,560.22
		<b>1,135,000.00</b>	<b>46,897.06</b>	<b>58,128.31</b>	<b>5.12</b>	<b>0.00</b>	<b>1,076,871.69</b>
<b>2116</b>	<b>TITLE I ATTEND &amp; SOCIAL WK SVCS</b>						
<b>930</b>	<b>PART A-BASIC</b>						
<b>000</b>	<b>DISTRICT</b>						
<b>001</b>	<b>BUCHANAN</b>						
10 2116 930 111 000 001	CERTIFIED SALARIES	0.00	1,000.85	2,040.39	0.00	0.00	(2,040.39)
10 2116 930 114 000 001	CLASSIFIED SALARIES	0.00	435.71	1,307.13	0.00	0.00	(1,307.13)
10 2116 930 210 000 001	SOCIAL SECURITY	0.00	95.71	229.83	0.00	0.00	(229.83)
10 2116 930 220 000 001	RETIREMENT	0.00	86.19	200.85	0.00	0.00	(200.85)
10 2116 930 230 000 001	HEALTH INSURANCE	0.00	276.23	499.11	0.00	0.00	(499.11)
10 2116 930 240 000 001	WORKERS' COMPENSATION	0.00	6.71	15.63	0.00	0.00	(15.63)
001	BUCHANAN	0.00	1,901.40	4,292.94	0.00	0.00	(4,292.94)
<b>004</b>	<b>MADISON</b>						
10 2116 930 111 000 004	CERTIFIED SALARIES	0.00	1,000.85	2,040.39	0.00	0.00	(2,040.39)
10 2116 930 114 000 004	CLASSIFIED SALARIES	0.00	435.71	1,307.13	0.00	0.00	(1,307.13)
10 2116 930 210 000 004	SOCIAL SECURITY	0.00	95.71	229.83	0.00	0.00	(229.83)
10 2116 930 220 000 004	RETIREMENT	0.00	86.19	200.85	0.00	0.00	(200.85)
10 2116 930 230 000 004	HEALTH INSURANCE	0.00	276.23	499.11	0.00	0.00	(499.11)
10 2116 930 240 000 004	WORKERS' COMPENSATION	0.00	6.71	15.63	0.00	0.00	(15.63)
004	MADISON	0.00	1,901.40	4,292.94	0.00	0.00	(4,292.94)
<b>006</b>	<b>WASHINGTON</b>						
10 2116 930 111 000 006	CERTIFIED SALARIES	0.00	1,000.85	2,040.39	0.00	0.00	(2,040.39)
10 2116 930 114 000 006	CLASSIFIED SALARIES	0.00	435.71	1,307.13	0.00	0.00	(1,307.13)
10 2116 930 210 000 006	SOCIAL SECURITY	0.00	95.71	229.83	0.00	0.00	(229.83)
10 2116 930 220 000 006	RETIREMENT	0.00	86.19	200.85	0.00	0.00	(200.85)
10 2116 930 230 000 006	HEALTH INSURANCE	0.00	276.23	499.11	0.00	0.00	(499.11)
10 2116 930 240 000 006	WORKERS' COMPENSATION	0.00	6.71	15.63	0.00	0.00	(15.63)
006	WASHINGTON	0.00	1,901.40	4,292.94	0.00	0.00	(4,292.94)



Account Number	Account Description	Current Budget	Expended During Month	Year to Date Expenditures	% of Budget Expended	Outstanding Encumbrances	Uncommitted Funds
10 2116 930 240 000 006	WORKERS' COMPENSATION	0.00	6.71	15.63	0.00	0.00	(15.63)
006 WASHINGTON		0.00	1,901.40	4,292.94	0.00	0.00	(4,292.94)
<b>009 MIDDLE SCHOOL</b>							
10 2116 930 111 000 009	CERTIFIED SALARIES	0.00	1,000.85	2,040.39	0.00	0.00	(2,040.39)
10 2116 930 114 000 009	CLASSIFIED SALARIES	0.00	435.71	1,307.13	0.00	0.00	(1,307.13)
10 2116 930 210 000 009	SOCIAL SECURITY	0.00	95.62	229.58	0.00	0.00	(229.58)
10 2116 930 220 000 009	RETIREMENT	0.00	86.22	200.90	0.00	0.00	(200.90)
10 2116 930 230 000 009	HEALTH INSURANCE	0.00	276.27	499.17	0.00	0.00	(499.17)
10 2116 930 240 000 009	WORKERS' COMPENSATION	0.00	6.70	15.64	0.00	0.00	(15.64)
009 MIDDLE SCHOOL		0.00	1,901.37	4,292.81	0.00	0.00	(4,292.81)
000 DISTRICT		0.00	7,605.57	17,171.63	0.00	0.00	(17,171.63)
930 PART A-BASIC		0.00	7,605.57	17,171.63	0.00	0.00	(17,171.63)
<b>931 PART C-MIGRANT</b>							
10 2116 931 111	CERTIFIED SALARIES	0.00	2,482.64	2,482.64	0.00	0.00	(2,482.64)
10 2116 931 210	SOCIAL SECURITY	0.00	162.17	162.17	0.00	0.00	(162.17)
10 2116 931 220	RETIREMENT	0.00	115.46	115.46	0.00	0.00	(115.46)
10 2116 931 230	HEALTH INSURANCE	0.00	568.12	568.12	0.00	0.00	(568.12)
10 2116 931 240	WORKERS' COMPENSATION	0.00	11.60	11.60	0.00	0.00	(11.60)
931 PART C-MIGRANT		0.00	3,339.99	3,339.99	0.00	0.00	(3,339.99)
932 PART D-N & D		0.00	3,339.99	3,339.99	0.00	0.00	(3,339.99)
10 2116 932 111	CERTIFIED SALARIES	0.00	1,685.73	5,057.19	0.00	0.00	(5,057.19)
10 2116 932 210	SOCIAL SECURITY	0.00	105.35	324.05	0.00	0.00	(324.05)
10 2116 932 220	RETIREMENT	0.00	101.15	303.45	0.00	0.00	(303.45)
10 2116 932 230	HEALTH INSURANCE	0.00	414.71	1,096.45	0.00	0.00	(1,096.45)
10 2116 932 240	WORKERS' COMPENSATION	0.00	7.87	23.61	0.00	0.00	(23.61)
932 PART D-N & D		0.00	2,314.81	6,804.75	0.00	0.00	(6,804.75)
2116 TITLE I ATTEND & SOCIAL WK SVCS		0.00	2,314.81	6,804.75	0.00	0.00	(6,804.75)
<b>2122 COUNSELING SERVICES</b>							
000 DISTRICT WIDE		0.00	13,260.37	27,316.37	0.00	0.00	(27,316.37)
10 2122 000 111	CERTIFIED SALARIES	302,000.00	25,719.59	25,719.59	8.52	0.00	276,280.41
10 2122 000 112	PARAPROFESSIONAL SALARIES	24,000.00	0.00	0.00	0.00	0.00	24,000.00
10 2122 000 210	SOCIAL SECURITY	25,000.00	1,850.94	1,850.94	7.40	0.00	23,149.06

Account Number	Account Description	Current Budget	Expended During Month	Year to Date Expenditures	% of Budget Expended	Outstanding Encumbrances	Uncommitted Funds
10 2122 000 220	RETIREMENT	19,600.00	1,543.18	1,543.18	7.87	0.00	18,056.82
10 2122 000 230	GROUP HEALTH/LIFE INS.	56,000.00	4,658.16	4,666.82	8.33	0.00	51,333.18
10 2122 000 240	WORKERS COMPENSATION	2,000.00	120.11	120.11	6.01	0.00	1,879.89
10 2122 000 334	TRAVEL	1,500.00	0.00	0.00	0.00	0.00	1,500.00
10 2122 000 340	COMMUNICATIONS	1,300.00	133.64	320.20	24.63	0.00	979.80
10 2122 000 411	NON-TECHNOLOGY SUPPLIES	300.00	0.00	0.00	0.00	0.00	300.00
10 2122 000 412	TECHNOLOGY SUPPLIES	100.00	0.00	0.00	0.00	0.00	100.00
		431,800.00	34,025.62	34,220.84	7.93	0.00	397,579.16
000 DISTRICT WIDE		431,800.00	34,025.62	34,220.84	7.93	0.00	397,579.16
2122 COUNSELING SERVICES		431,800.00	34,025.62	34,220.84	7.93	0.00	397,579.16
2128 TITLE I PARENT INVOLVEMENT ACT		431,800.00	34,025.62	34,220.84	7.93	0.00	397,579.16
930 PART A-BASIC		431,800.00	34,025.62	34,220.84	7.93	0.00	397,579.16
000 DISTRICT							
001 BUCHANAN							
10 2128 930 411 000 001	NON-TECHNOLOGY SUPPLIES	0.00	0.00	455.90	0.00	0.00	(455.90)
001 BUCHANAN		0.00	0.00	455.90	0.00	0.00	(455.90)
004 MADISON							
10 2128 930 411 000 004	NON-TECHNOLOGY SUPPLIES	0.00	0.00	455.90	0.00	0.00	(455.90)
004 MADISON		0.00	0.00	455.90	0.00	0.00	(455.90)
006 WASHINGTON							
10 2128 930 411 000 006	NON-TECHNOLOGY SUPPLIES	0.00	0.00	455.90	0.00	0.00	(455.90)
006 WASHINGTON		0.00	0.00	455.90	0.00	0.00	(455.90)
000 DISTRICT							
930 PART A-BASIC							
10 2128 930 411 000 000	NON-TECHNOLOGY SUPPLIES	0.00	0.00	1,367.70	0.00	0.00	(1,367.70)
000 DISTRICT		0.00	0.00	1,367.70	0.00	0.00	(1,367.70)
2128 TITLE I PARENT INVOLVEMENT ACT		0.00	0.00	1,367.70	0.00	0.00	(1,367.70)
2134 NURSE SERVICES							
000 DISTRICT WIDE							
10 2134 000 111	CERTIFIED SALARIES	73,000.00	5,904.83	6,029.99	8.26	0.00	66,970.01
10 2134 000 210	SOCIAL SECURITY	5,600.00	386.77	396.34	7.08	0.00	5,203.66
10 2134 000 220	RETIREMENT	4,400.00	338.53	346.04	7.86	0.00	4,053.96
10 2134 000 230	GROUP HEALTH/LIFE INS.	18,000.00	1,431.44	1,431.44	7.95	0.00	16,568.56
10 2134 000 240	WORKERS COMPENSATION	500.00	27.58	28.16	5.63	0.00	471.84
10 2134 000 334	TRAVEL	1,000.00	0.00	50.98	5.10	0.00	949.02
10 2134 000 340	COMMUNICATIONS	500.00	53.41	120.05	24.01	0.00	379.95
10 2134 000 411	NON-TECHNOLOGY SUPPLIES	2,500.00	658.51	658.51	26.34	0.00	1,841.49
10 2134 000 412	TECHNOLOGY SUPPLIES	200.00	0.00	0.00	0.00	0.00	200.00
10 2134 000 640	DUES AND FEES	200.00	0.00	0.00	0.00	0.00	200.00
		105,900.00	8,801.07	9,061.51	8.56	0.00	96,838.49

Account Number	Account Description	Current Budget	Expended During Month	Year to Date Expenditures	% of Budget Expended	Outstanding Encumbrances	Uncommitted Funds
000	DISTRICT WIDE	105,900.00	8,801.07	9,061.51	8.56	0.00	96,838.49
2134	NURSE SERVICES	105,900.00	8,801.07	9,061.51	8.56	0.00	96,838.49
2149	EDUCATIONAL MODIFICATIONS	105,900.00	8,801.07	9,061.51	8.56	0.00	96,838.49
000	DISTRICT WIDE						
10 2149 000 111	CERTIFIED SALARIES	1,000.00	0.00	0.00	0.00	0.00	1,000.00
10 2149 000 210	SOCIAL SECURITY	100.00	0.00	0.00	0.00	0.00	100.00
10 2149 000 220	RETIREMENT	100.00	0.00	0.00	0.00	0.00	100.00
10 2149 000 240	WORKMENS COMPENSATION	100.00	0.00	0.00	0.00	0.00	100.00
10 2149 000 319	PROFESSIONAL SERVICES	3,700.00	0.00	0.00	0.00	0.00	3,700.00
000	DISTRICT WIDE	5,000.00	0.00	0.00	0.00	0.00	5,000.00
2149	EDUCATIONAL MODIFICATIONS	5,000.00	0.00	0.00	0.00	0.00	5,000.00
2212	INST & CURRICULUM DEVELOPMENT	5,000.00	0.00	0.00	0.00	0.00	5,000.00
000	DISTRICT WIDE	5,000.00	0.00	0.00	0.00	0.00	5,000.00
10 2212 000 113	ADMINISTRATIVE SALARIES	82,000.00	6,847.33	20,513.99	25.02	0.00	61,486.01
10 2212 000 114	CLASSIFIED SALARIES	36,000.00	3,142.67	9,400.01	26.11	0.00	26,599.99
10 2212 000 210	SOCIAL SECURITY	9,100.00	723.27	2,165.51	23.80	0.00	6,934.49
10 2212 000 220	RETIREMENT	7,100.00	597.72	1,793.16	25.26	0.00	5,306.84
10 2212 000 230	GROUP HEALTH/LIFE INS.	22,000.00	2,495.41	7,486.23	34.03	0.00	14,513.77
10 2212 000 240	WORKERS COMPENSATION	800.00	46.66	139.70	17.46	0.00	660.30
10 2212 000 319	PROFESSIONAL SERVICES	20,000.00	0.00	20.00	0.10	0.00	19,980.00
10 2212 000 323	REPAIRS & MNTNCE	3,000.00	1,500.00	1,500.00	50.00	0.00	1,500.00
10 2212 000 334	TRAVEL	1,000.00	270.00	551.93	55.19	0.00	448.07
10 2212 000 340	COMMUNICATIONS	1,300.00	120.23	280.15	21.55	0.00	1,019.85
10 2212 000 411	NON-TECHNOLOGY SUPPLIES	8,000.00	31.94	328.86	4.11	0.00	7,671.14
10 2212 000 412	TECHNOLOGY SUPPLIES	2,000.00	0.00	299.00	14.95	0.00	1,701.00
10 2212 000 640	DUES & FEES	600.00	0.00	457.00	76.17	0.00	143.00
000	DISTRICT WIDE	192,900.00	15,775.23	44,935.54	23.29	0.00	147,964.46
2212	INST & CURRICULUM DEVELOPMENT	192,900.00	15,775.23	44,935.54	23.29	0.00	147,964.46
2213	INST STAFF TRAINING (IN-SERV)	192,900.00	15,775.23	44,935.54	23.29	0.00	147,964.46
000	DISTRICT WIDE	192,900.00	15,775.23	44,935.54	23.29	0.00	147,964.46
10 2213 000 111	CERTIFIED SALARIES	5,000.00	0.00	0.00	0.00	0.00	5,000.00

Expenditure Report by Function  
09/2019

Account Number	Account Description	Current Budget	Expended During Month	Year to Date Expenditures	% of Budget Expended	Outstanding Encumbrances	Uncommitted Funds
10 2213 000 210	SOCIAL SECURITY	400.00	0.00	0.00	0.00	0.00	400.00
10 2213 000 220	RETIREMENT	300.00	0.00	0.00	0.00	0.00	300.00
10 2213 000 240	WORKMENS COMPENSATION	100.00	0.00	0.00	0.00	0.00	100.00
10 2213 000 319	PROFESSIONAL SERVICES	20,000.00	0.00	43.56	0.22	0.00	19,956.44
10 2213 000 334	TRAVEL	300.00	0.00	116.34	38.78	0.00	183.66
10 2213 000 340	COMMUNICATIONS	100.00	0.00	0.00	0.00	0.00	100.00
10 2213 000 411	NON-TECHNOLOGY SUPPLIES	9,400.00	103.62	111.00	1.18	0.00	9,289.00
10 2213 000 412	TECHNOLOGY SUPPLIES	100.00	0.00	0.00	0.00	0.00	100.00
		35,700.00	103.62	270.90	0.76	0.00	35,429.10
000 DISTRICT WIDE		35,700.00	103.62	270.90	0.76	0.00	35,429.10
2213 INST STAFF TRAINING (IN-SERV)		35,700.00	103.62	270.90	0.76	0.00	35,429.10
2219 TITLE II		35,700.00	103.62	270.90	0.76	0.00	35,429.10
000 DISTRICT WIDE		35,700.00	103.62	270.90	0.76	0.00	35,429.10
10 2219 000 111	CERTIFIED SALARIES	190,000.00	15,174.25	15,174.25	7.99	0.00	174,825.75
10 2219 000 210	SOCIAL SECURITY	14,600.00	1,159.92	1,159.94	7.94	0.00	13,440.06
10 2219 000 220	RETIREMENT	11,400.00	898.45	898.45	7.88	0.00	10,501.55
10 2219 000 230	HEALTH INSURANCE	18,000.00	189.19	189.19	1.05	0.00	17,810.81
10 2219 000 240	WORKMENS COMPENSATION	1,000.00	70.87	70.87	7.09	0.00	929.13
10 2219 000 319	PROFESSIONAL SERVICES	3,000.00	200.00	2,984.44	100.40	27.50	(11.94)
10 2219 000 334	TRAVEL	400.00	0.00	0.00	0.00	0.00	400.00
10 2219 000 411	NON-TECHNOLOGY SUPPLIES	1,400.00	0.00	0.00	0.00	0.00	1,400.00
10 2219 000 412	TECHNOLOGY SUPPLIES	200.00	0.00	0.00	0.00	0.00	200.00
		240,000.00	17,692.68	20,477.14	8.54	27.50	219,495.36
000 DISTRICT WIDE		240,000.00	17,692.68	20,477.14	8.54	27.50	219,495.36
2219 TITLE II		240,000.00	17,692.68	20,477.14	8.54	27.50	219,495.36
2222 LIBRARY SERVICES		240,000.00	17,692.68	20,477.14	8.54	27.50	219,495.36
000 DISTRICT WIDE		240,000.00	17,692.68	20,477.14	8.54	27.50	219,495.36
10 2222 000 111	CERTIFIED SALARIES	56,000.00	4,268.41	4,268.41	7.62	0.00	51,731.59
10 2222 000 112	PARAPROFESSIONAL SALARIES	145,000.00	4,923.32	4,923.32	3.40	0.00	140,076.68
10 2222 000 125	SUBSTITUTE SALARIES	3,000.00	0.00	0.00	0.00	0.00	3,000.00
10 2222 000 210	SOCIAL SECURITY	15,700.00	703.16	703.16	4.48	0.00	14,996.84
10 2222 000 220	RETIREMENT	12,300.00	551.50	551.50	4.48	0.00	11,748.50
10 2222 000 230	GROUP HEALTH/LIFE INS.	53,000.00	876.86	958.12	1.81	0.00	52,041.88
10 2222 000 240	WORKERS COMPENSATION	1,000.00	42.92	42.92	4.29	0.00	957.08
10 2222 000 323	REPAIRS & MTNCE	1,000.00	0.00	0.00	0.00	0.00	1,000.00
10 2222 000 334	TRAVEL	3,000.00	0.00	0.00	0.00	0.00	3,000.00

Account Number	Account Description	Current Budget	Expended During Month	Year to Date Expenditures	% of Budget Expended	Outstanding Encumbrances	Uncommitted Funds
000	DISTRICT WIDE	290,000.00	11,366.17	11,447.43	3.95	0.00	278,552.57
<b>511</b>	<b>BUCHANAN ELEMENTARY</b>	290,000.00	11,366.17	11,447.43	3.95	0.00	278,552.57
10 2222 511 411	NON-TECHNOLOGY SUPPLIES	2,700.00	232.27	232.27	8.60	0.00	2,467.73
10 2222 511 412	TECHNOLOGY SUPPLIES	300.00	0.00	29.95	9.98	0.00	270.05
		3,000.00	232.27	262.22	8.74	0.00	2,737.78
		3,000.00	232.27	262.22	8.74	0.00	2,737.78
511	BUCHANAN ELEMENTARY	3,000.00	232.27	262.22	8.74	0.00	2,737.78
<b>512</b>	<b>HURON COLONY ELEMENTARY</b>						
10 2222 512 411	NON-TECHNOLOGY SUPPLIES	400.00	0.00	0.00	0.00	0.00	400.00
10 2222 512 412	TECHNOLOGY SUPPLIES	100.00	0.00	0.00	0.00	0.00	100.00
		500.00	0.00	0.00	0.00	0.00	500.00
		500.00	0.00	0.00	0.00	0.00	500.00
512	HURON COLONY ELEMENTARY	500.00	0.00	0.00	0.00	0.00	500.00
<b>514</b>	<b>MADISON ELEMENTARY</b>						
10 2222 514 411	NON-TECHNOLOGY SUPPLIES	2,700.00	0.00	0.00	0.00	0.00	2,700.00
10 2222 514 412	TECHNOLOGY SUPPLIES	300.00	0.00	29.95	9.98	0.00	270.05
		3,000.00	0.00	29.95	1.00	0.00	2,970.05
		3,000.00	0.00	29.95	1.00	0.00	2,970.05
514	MADISON ELEMENTARY	3,000.00	0.00	29.95	1.00	0.00	2,970.05
<b>516</b>	<b>WASHINGTON ELEMENTARY</b>						
10 2222 516 411	NON-TECHNOLOGY SUPPLIES	2,700.00	0.00	0.00	0.00	0.00	2,700.00
10 2222 516 412	TECHNOLOGY SUPPLIES	300.00	0.00	0.00	0.00	0.00	300.00
		3,000.00	0.00	0.00	0.00	0.00	3,000.00
		3,000.00	0.00	0.00	0.00	0.00	3,000.00
516	WASHINGTON ELEMENTARY	3,000.00	0.00	0.00	0.00	0.00	3,000.00
<b>518</b>	<b>RIVERSIDE COLONY ELEMENTARY</b>						
10 2222 518 411	NON-TECHNOLOGY SUPPLIES	400.00	0.00	0.00	0.00	0.00	400.00
10 2222 518 412	TECHNOLOGY SUPPLIES	100.00	0.00	0.00	0.00	0.00	100.00
		500.00	0.00	0.00	0.00	0.00	500.00

Account Number	Account Description	Current Budget	Expended During Month	Year to Date Expenditures	% of Budget Expended	Outstanding Encumbrances	Uncommitted Funds
518	RIVERSIDE COLONY ELEMENTARY	500.00	0.00	0.00	0.00	0.00	500.00
<b>600</b>	<b>MIDDLE SCHOOL</b>	500.00	0.00	0.00	0.00	0.00	500.00
10 2222 600 411	NON-TECHNOLOGY SUPPLIES	4,000.00	0.00	0.00	27.16	1,086.57	2,913.43
10 2222 600 412	TECHNOLOGY SUPPLIES	500.00	0.00	46.42	9.28	0.00	453.58
		4,500.00	0.00	46.42	25.18	1,086.57	3,367.01
		4,500.00	0.00	46.42	25.18	1,086.57	3,367.01
600	MIDDLE SCHOOL	4,500.00	0.00	46.42	25.18	1,086.57	3,367.01
<b>700</b>	<b>HIGH SCHOOL</b>						
10 2222 700 411	NON-TECHNOLOGY SUPPLIES	5,400.00	0.00	0.00	0.00	0.00	5,400.00
10 2222 700 412	TECHNOLOGY SUPPLIES	600.00	0.00	0.00	0.00	0.00	600.00
		6,000.00	0.00	0.00	0.00	0.00	6,000.00
		6,000.00	0.00	0.00	0.00	0.00	6,000.00
700	HIGH SCHOOL	6,000.00	0.00	0.00	0.00	0.00	6,000.00
2222	LIBRARY SERVICES	6,000.00	0.00	0.00	0.00	0.00	6,000.00
2227	TECHNOLOGY IN SCHOOL	310,500.00	11,598.44	11,786.02	4.15	1,086.57	297,627.41
<b>000</b>	<b>DISTRICT WIDE</b>						
10 2227 000 113	ADMINISTRATIVE SALARIES	72,000.00	5,935.42	17,806.26	24.73	0.00	54,193.74
10 2227 000 114	CLASSIFIED SALARIES	180,000.00	14,996.48	44,989.44	24.99	0.00	135,010.56
10 2227 000 210	SOCIAL SECURITY	19,300.00	1,415.13	4,245.39	22.00	0.00	15,054.61
10 2227 000 220	RETIREMENT	15,200.00	1,224.40	3,673.20	24.17	0.00	11,526.80
10 2227 000 230	GROUP HEALTH/LIFE INS.	64,000.00	5,602.65	16,807.95	26.26	0.00	47,192.05
10 2227 000 240	WORKERS COMPENSATION	1,500.00	97.75	293.25	19.55	0.00	1,206.75
10 2227 000 319	PROFESSIONAL SERVICES	7,000.00	425.00	2,425.00	34.64	0.00	4,575.00
10 2227 000 323	REPAIRS & MINTCE	1,000.00	0.00	0.00	0.00	0.00	1,000.00
10 2227 000 334	TRAVEL	800.00	0.00	50.40	6.30	0.00	749.60
10 2227 000 340	COMMUNICATIONS	85,000.00	11,572.29	26,000.93	30.59	0.00	58,999.07
10 2227 000 411	NON-TECHNOLOGY SUPPLIES	8,500.00	0.00	0.00	0.00	0.00	8,500.00
10 2227 000 412	TECHNOLOGY SUPPLIES	4,000.00	1,817.87	4,529.42	113.24	0.00	(529.42)
10 2227 000 479	SUPPLIES (NON-CONSUM)	13,000.00	1,308.00	2,087.45	16.06	0.00	10,912.55
		471,300.00	44,394.99	122,908.69	26.08	0.00	348,391.31
000	DISTRICT WIDE	471,300.00	44,394.99	122,908.69	26.08	0.00	348,391.31
2227	TECHNOLOGY IN SCHOOL	471,300.00	44,394.99	122,908.69	26.08	0.00	348,391.31
<b>2311</b>	<b>BOARD OF EDUCATION</b>	471,300.00	44,394.99	122,908.69	26.08	0.00	348,391.31

Account Number	Account Description	Current Budget	Expended During Month	Year to Date Expenditures	% of Budget Expended	Outstanding Encumbrances	Uncommitted Funds
<b>000</b>	<b>DISTRICT WIDE</b>						
10 2311 000 113	ADMINISTRATIVE SALARIES	10,000.00	0.00	2,450.00	24.50	0.00	7,550.00
10 2311 000 114	CLASSIFIED SALARIES	1,000.00	0.00	82.88	8.29	0.00	917.12
10 2311 000 210	SOCIAL SECURITY	900.00	0.00	193.78	21.53	0.00	706.22
10 2311 000 240	WORKMENS COMPENSATION	300.00	0.00	13.85	4.62	0.00	286.15
10 2311 000 319	PROFESSIONAL SERVICES	32,000.00	0.00	1,897.50	5.93	0.00	30,102.50
10 2311 000 334	TRAVEL	4,900.00	135.00	640.00	13.06	0.00	4,260.00
10 2311 000 340	COMMUNICATIONS	6,000.00	614.72	1,488.72	24.81	0.00	4,511.28
10 2311 000 350	ADVERTISING	10,000.00	1,717.10	5,205.79	52.06	0.00	4,794.21
10 2311 000 411	NON-TECHNOLOGY SUPPLIES	20,000.00	437.84	836.86	4.18	0.00	19,163.14
10 2311 000 412	TECHNOLOGY SUPPLIES	1,000.00	0.00	0.00	0.00	0.00	1,000.00
10 2311 000 640	DUES & FEES	10,000.00	0.00	1,650.00	16.50	0.00	8,350.00
10 2311 000 651	LIABILITY INSURANCE	100,000.00	0.00	94,841.00	94.84	0.00	5,159.00
		<b>196,100.00</b>	<b>2,904.66</b>	<b>109,300.38</b>	<b>55.74</b>	<b>0.00</b>	<b>86,799.62</b>
000	DISTRICT WIDE	<b>196,100.00</b>	<b>2,904.66</b>	<b>109,300.38</b>	<b>55.74</b>	<b>0.00</b>	<b>86,799.62</b>
2311	BOARD OF EDUCATION	<b>196,100.00</b>	<b>2,904.66</b>	<b>109,300.38</b>	<b>55.74</b>	<b>0.00</b>	<b>86,799.62</b>
<b>2314</b>	<b>ELECTION SERVICES</b>						
<b>000</b>	<b>DISTRICT WIDE</b>						
10 2314 000 114	CLASSIFIED SALARIES	3,500.00	0.00	0.00	0.00	0.00	3,500.00
10 2314 000 210	SOCIAL SECURITY	300.00	0.00	0.00	0.00	0.00	300.00
10 2314 000 240	WORKMENS COMPENSATION	100.00	0.00	0.00	0.00	0.00	100.00
10 2314 000 319	PROFESSIONAL SERVICES	100.00	0.00	0.00	0.00	0.00	100.00
10 2314 000 334	TRAVEL	100.00	0.00	0.00	0.00	0.00	100.00
10 2314 000 411	NON-TECHNOLOGY SUPPLIES	300.00	0.00	0.00	0.00	0.00	300.00
10 2314 000 412	TECHNOLOGY SUPPLIES	100.00	0.00	0.00	0.00	0.00	100.00
		<b>4,500.00</b>	<b>0.00</b>	<b>0.00</b>	<b>0.00</b>	<b>0.00</b>	<b>4,500.00</b>
000	DISTRICT WIDE	<b>4,500.00</b>	<b>0.00</b>	<b>0.00</b>	<b>0.00</b>	<b>0.00</b>	<b>4,500.00</b>
2314	ELECTION SERVICES	<b>4,500.00</b>	<b>0.00</b>	<b>0.00</b>	<b>0.00</b>	<b>0.00</b>	<b>4,500.00</b>
<b>2315</b>	<b>LEGAL SERVICES</b>						
<b>000</b>	<b>DISTRICT WIDE</b>						
10 2315 000 319	PROFESSIONAL SERVICES	14,000.00	1,100.00	3,300.00	23.57	0.00	10,700.00
		<b>14,000.00</b>	<b>1,100.00</b>	<b>3,300.00</b>	<b>23.57</b>	<b>0.00</b>	<b>10,700.00</b>
000	DISTRICT WIDE	<b>14,000.00</b>	<b>1,100.00</b>	<b>3,300.00</b>	<b>23.57</b>	<b>0.00</b>	<b>10,700.00</b>
		<b>14,000.00</b>	<b>1,100.00</b>	<b>3,300.00</b>	<b>23.57</b>	<b>0.00</b>	<b>10,700.00</b>

Account Number	Account Description	Current Budget	Expended During Month	Year to Date Expenditures	% of Budget Expended	Outstanding Encumbrances	Uncommitted Funds
2315	LEGAL SERVICES	14,000.00	1,100.00	3,300.00	23.57	0.00	10,700.00
<b>2317</b>	<b>AUDIT SERVICES</b>						
<b>000</b>	<b>DISTRICT WIDE</b>						
10 2317 000 319	PROFESSIONAL SERVICES	20,000.00	7,500.00	7,500.00	37.50	0.00	12,500.00
000	DISTRICT WIDE	20,000.00	7,500.00	7,500.00	37.50	0.00	12,500.00
2317	AUDIT SERVICES	20,000.00	7,500.00	7,500.00	37.50	0.00	12,500.00
<b>2319</b>	<b>NEGOTIATION SERVICES</b>						
<b>000</b>	<b>DISTRICT WIDE</b>						
10 2319 000 319	PROFESSIONAL SERVICES	2,000.00	0.00	0.00	0.00	0.00	2,000.00
000	DISTRICT WIDE	2,000.00	0.00	0.00	0.00	0.00	2,000.00
2319	NEGOTIATION SERVICES	2,000.00	0.00	0.00	0.00	0.00	2,000.00
<b>2321</b>	<b>OFFICE OF SUPERINTENDENT</b>						
<b>000</b>	<b>DISTRICT WIDE</b>						
10 2321 000 113	ADMINISTRATIVE SALARIES	145,000.00	12,041.67	36,125.01	24.91	0.00	108,874.99
10 2321 000 114	CLASSIFIED SALARIES	39,000.00	3,191.07	9,573.21	24.55	0.00	29,426.79
10 2321 000 125	SUBSTITUTE SALARIES	0.00	0.00	314.88	0.00	0.00	(314.88)
10 2321 000 210	SOCIAL SECURITY	14,100.00	1,139.85	3,443.64	24.42	0.00	10,656.36
10 2321 000 220	RETIREMENT	13,100.00	913.96	2,741.88	20.93	0.00	10,358.12
10 2321 000 230	GROUP HEALTH/LIFE INS.	29,000.00	2,133.41	6,400.23	22.07	0.00	22,599.77
10 2321 000 240	WORKERS COMPENSATION	1,200.00	71.13	214.86	17.91	0.00	985.14
10 2321 000 323	REPAIRS & MTNCE	3,000.00	1,887.36	1,887.36	62.91	0.00	1,112.64
10 2321 000 334	TRAVEL	4,000.00	454.56	1,241.87	31.05	0.00	2,758.13
10 2321 000 340	COMMUNICATIONS	1,500.00	106.82	240.10	16.01	0.00	1,259.90
10 2321 000 411	NON-TECHNOLOGY SUPPLIES	7,500.00	1,856.79	1,904.06	25.82	32.21	5,563.73
10 2321 000 412	TECHNOLOGY SUPPLIES	1,000.00	0.00	3,047.50	304.75	0.00	(2,047.50)
10 2321 000 640	DUES & FEES	1,500.00	0.00	1,784.00	118.93	0.00	(284.00)
000	DISTRICT WIDE	259,900.00	23,796.62	68,918.60	26.53	32.21	190,949.19
2321	OFFICE OF SUPERINTENDENT	259,900.00	23,796.62	68,918.60	26.53	32.21	190,949.19
<b>2410</b>	<b>OFFICE OF PRINCIPALS</b>						
2321	OFFICE OF SUPERINTENDENT	259,900.00	23,796.62	68,918.60	26.53	32.21	190,949.19
<b>2410</b>	<b>OFFICE OF PRINCIPALS</b>						



Account Number	Account Description	Current Budget	Expended During Month	Year to Date Expenditures	% of Budget Expended	Outstanding Encumbrances	Uncommitted Funds
<b>000</b>	<b>DISTRICT WIDE</b>						
10 2410 000 113	ADMINISTRATIVE SALARIES	650,000.00	54,271.81	162,508.70	25.00	0.00	487,491.30
10 2410 000 210	SOCIAL SECURITY	49,800.00	4,079.79	12,215.91	24.53	0.00	37,584.09
10 2410 000 220	RETIREMENT	39,000.00	3,254.63	9,748.85	25.00	0.00	29,251.15
10 2410 000 230	GROUP HEALTH/LIFE INS.	110,000.00	8,555.26	25,665.78	23.33	0.00	84,334.22
10 2410 000 240	WORKERS COMPENSATION	4,000.00	253.45	758.91	18.97	0.00	3,241.09
10 2410 000 319	PROFESSIONAL SERVICES	9,000.00	938.30	5,851.60	65.02	0.00	3,148.40
10 2410 000 334	TRAVEL	5,000.00	1,290.42	2,856.42	57.13	0.00	2,143.58
10 2410 000 411	NON-TECHNOLOGY SUPPLIES	1,000.00	0.00	400.00	40.00	0.00	600.00
10 2410 000 412	TECHNOLOGY SUPPLIES	200.00	0.00	0.00	0.00	0.00	200.00
10 2410 000 640	DUES & FEES	6,500.00	0.00	4,629.00	71.22	0.00	1,871.00
		<b>874,500.00</b>	<b>72,643.66</b>	<b>224,635.17</b>	<b>25.69</b>	<b>0.00</b>	<b>649,864.83</b>
000	DISTRICT WIDE	<b>874,500.00</b>	<b>72,643.66</b>	<b>224,635.17</b>	<b>25.69</b>	<b>0.00</b>	<b>649,864.83</b>
2410	OFFICE OF PRINCIPALS	<b>874,500.00</b>	<b>72,643.66</b>	<b>224,635.17</b>	<b>25.69</b>	<b>0.00</b>	<b>649,864.83</b>
<b>2490</b>	<b>OTHER SUPPORT SERVICES-SCH ADM</b>						
<b>000</b>	<b>DISTRICT WIDE</b>						
10 2490 000 113	ADMINISTRATIVE SALARIES	92,000.00	7,695.83	23,101.49	25.11	0.00	68,898.51
10 2490 000 114	CLASSIFIED SALARIES	20,000.00	1,605.93	4,817.79	24.09	0.00	15,182.21
10 2490 000 210	SOCIAL SECURITY	8,600.00	688.34	2,014.27	23.42	0.00	6,585.73
10 2490 000 220	RETIREMENT	6,800.00	558.10	1,674.30	24.62	0.00	5,125.70
10 2490 000 230	HEALTH INSURANCE	28,000.00	2,144.49	6,867.87	24.53	0.00	21,132.13
10 2490 000 240	WORKMENS COMPENSATION	700.00	43.44	130.38	18.63	0.00	569.62
10 2490 000 323	REPAIRS & MTNCE	4,000.00	1,580.00	2,287.33	57.18	0.00	1,712.67
10 2490 000 334	TRAVEL	4,000.00	68.80	123.56	3.09	0.00	3,876.44
10 2490 000 340	COMMUNICATION	1,500.00	90.23	220.15	14.68	0.00	1,279.85
10 2490 000 411	NON-TECHNOLOGY SUPPLIES	2,000.00	241.57	896.29	63.40	371.70	732.01
10 2490 000 412	TECHNOLOGY SUPPLIES	500.00	0.00	0.00	0.00	0.00	500.00
10 2490 000 640	DUES AND FEES	300.00	0.00	0.00	0.00	0.00	300.00
		<b>168,400.00</b>	<b>14,716.73</b>	<b>42,133.43</b>	<b>25.24</b>	<b>371.70</b>	<b>125,894.87</b>
000	DISTRICT WIDE	<b>168,400.00</b>	<b>14,716.73</b>	<b>42,133.43</b>	<b>25.24</b>	<b>371.70</b>	<b>125,894.87</b>
<b>160</b>	<b>MEDICAID</b>						
10 2490 160 319	PROFESSIONAL SERVICES	6,000.00	0.00	1,405.20	23.42	0.00	4,594.80
		<b>6,000.00</b>	<b>0.00</b>	<b>1,405.20</b>	<b>23.42</b>	<b>0.00</b>	<b>4,594.80</b>
000	DISTRICT WIDE	<b>6,000.00</b>	<b>0.00</b>	<b>1,405.20</b>	<b>23.42</b>	<b>0.00</b>	<b>4,594.80</b>

Account Number	Account Description	Current Budget	Expended During Month	Year to Date Expenditures	% of Budget Expended	Outstanding Encumbrances	Uncommitted Funds
160	MEDICAID	6,000.00	0.00	1,405.20	23.42	0.00	4,594.80
<b>350</b>	<b>ESL</b>						
10 2490 350 113	ADMINISTRATIVE SALARIES	81,000.00	6,833.33	20,499.99	25.31	0.00	60,500.01
10 2490 350 114	CLASSIFIED SALARIES	39,000.00	3,225.73	9,677.19	24.81	0.00	29,322.81
10 2490 350 210	SOCIAL SECURITY	9,200.00	760.45	2,281.35	24.80	0.00	6,918.65
10 2490 350 220	RETIREMENT	7,200.00	603.54	1,810.62	25.15	0.00	5,389.38
10 2490 350 230	HEALTH INSURANCE	30,000.00	2,490.66	7,471.98	24.91	0.00	22,528.02
10 2490 350 240	WORKERS' COMPENSATION	800.00	46.97	140.91	17.61	0.00	659.09
10 2490 350 323	REPAIRS & MTNCE	3,000.00	1,500.00	1,500.00	50.00	0.00	1,500.00
10 2490 350 334	TRAVEL	1,000.00	163.14	363.19	36.32	0.00	636.81
10 2490 350 340	COMMUNICATION	1,500.00	90.23	220.15	14.68	0.00	1,279.85
10 2490 350 411	NON-TECHNOLOGY SUPPLIES	4,000.00	10.97	884.84	22.12	0.00	3,115.16
10 2490 350 412	TECHNOLOGY SUPPLIES	1,000.00	76.11	225.11	22.51	0.00	774.89
10 2490 350 640	DUES AND FEES	800.00	0.00	457.00	57.13	0.00	343.00
350	ESL	178,500.00	15,801.13	45,532.33	25.51	0.00	132,967.67
2490	OTHER SUPPORT SERVICES-SCH ADM	178,500.00	15,801.13	45,532.33	25.51	0.00	132,967.67
<b>2529</b>	<b>FISCAL SERVICES</b>	178,500.00	15,801.13	45,532.33	25.51	0.00	132,967.67
<b>000</b>	<b>DISTRICT WIDE</b>	352,900.00	30,517.86	89,070.96	25.35	371.70	263,457.34
10 2529 000 113	ADMINISTRATIVE SALARIES	123,000.00	10,064.00	30,192.00	24.55	0.00	92,808.00
10 2529 000 114	CLASSIFIED SALARIES	163,000.00	13,256.54	39,769.62	24.40	0.00	123,230.38
10 2529 000 210	SOCIAL SECURITY	21,900.00	1,637.36	4,912.08	22.43	0.00	16,987.92
10 2529 000 220	RETIREMENT	17,200.00	1,399.24	4,197.72	24.41	0.00	13,002.28
10 2529 000 230	GROUP HEALTH/LIFE INS.	54,000.00	3,747.50	11,242.50	20.82	0.00	42,757.50
10 2529 000 240	WORKERS COMPENSATION	2,000.00	108.91	326.73	16.34	0.00	1,673.27
10 2529 000 319	PROFESSIONAL SERVICES	20,000.00	0.00	90.99	0.45	0.00	19,909.01
10 2529 000 323	REPAIRS & MTNCE	6,000.00	2,589.20	2,589.20	43.15	0.00	3,410.80
10 2529 000 325	RENT	10,000.00	0.00	1,408.59	14.09	0.00	8,591.41
10 2529 000 334	TRAVEL	1,200.00	0.00	176.99	14.75	0.00	1,023.01
10 2529 000 340	COMMUNICATIONS	2,000.00	160.07	368.43	18.42	0.00	1,631.57
10 2529 000 411	NON-TECHNOLOGY SUPPLIES	8,000.00	415.88	1,011.14	13.09	36.43	6,952.43
10 2529 000 412	TECHNOLOGY SUPPLIES	3,000.00	0.00	230.46	7.68	0.00	2,769.54
10 2529 000 640	DUES & FEES	1,000.00	39.00	1,268.00	126.80	0.00	(268.00)
		432,300.00	33,417.70	97,784.45	22.63	36.43	334,479.12
		432,300.00	33,417.70	97,784.45	22.63	36.43	334,479.12
000	DISTRICT WIDE	432,300.00	33,417.70	97,784.45	22.63	36.43	334,479.12
2529	FISCAL SERVICES	432,300.00	33,417.70	97,784.45	22.63	36.43	334,479.12

Account Number	Account Description	Current Budget	Expended During Month	Year to Date Expenditures	% of Budget Expended	Outstanding Encumbrances	Uncommitted Funds
<b>2541</b>	<b>OPER &amp; MAINTENANCE DIRECTOR</b>						
<b>000</b>	<b>DISTRICT WIDE</b>						
10 2541 000 113	ADMINISTRATIVE SALARIES	68,000.00	5,778.67	17,336.01	25.49	0.00	50,663.99
10 2541 000 114	CLASSIFIED SALARIES	20,000.00	1,605.94	4,817.82	24.09	0.00	15,182.18
10 2541 000 210	SOCIAL SECURITY	6,800.00	554.11	1,610.48	23.68	0.00	5,189.52
10 2541 000 220	RETIREMENT	5,300.00	443.08	1,329.24	25.08	0.00	3,970.76
10 2541 000 230	GROUP HEALTH/LIFE INS.	24,000.00	1,776.30	5,763.30	24.01	0.00	18,236.70
10 2541 000 240	WORKERS COMPENSATION	400.00	34.49	103.47	25.87	0.00	296.53
10 2541 000 323	REPAIRS & MTNCE	1,000.00	0.00	0.00	0.00	0.00	1,000.00
10 2541 000 334	TRAVEL	200.00	0.00	0.00	0.00	0.00	200.00
10 2541 000 411	NON-TECHNOLOGY SUPPLIES	2,000.00	0.00	0.00	0.00	0.00	2,000.00
10 2541 000 412	TECHNOLOGY SUPPLIES	200.00	0.00	0.00	0.00	0.00	200.00
10 2541 000 640	DUES & FEES	100.00	0.00	0.00	0.00	0.00	100.00
<b>000</b>	<b>DISTRICT WIDE</b>	<b>128,000.00</b>	<b>10,192.59</b>	<b>30,960.32</b>	<b>24.19</b>	<b>0.00</b>	<b>97,039.68</b>
2541	OPER & MAINTENANCE DIRECTOR	128,000.00	10,192.59	30,960.32	24.19	0.00	97,039.68
<b>2549</b>	<b>OPER AND MAINT. PLANT</b>						
<b>000</b>	<b>DISTRICT WIDE</b>						
10 2549 000 114	CLASSIFIED SALARIES	690,000.00	59,020.30	169,715.30	24.60	0.00	520,284.70
10 2549 000 125	SUBSTITUTE SALARIES	140,000.00	16,899.51	59,842.00	42.74	0.00	80,158.00
10 2549 000 130	OVERTIME	8,000.00	1,755.00	1,755.00	21.94	0.00	6,245.00
10 2549 000 210	SOCIAL SECURITY	64,200.00	5,870.04	17,490.17	27.24	0.00	46,709.83
10 2549 000 220	RETIREMENT	50,300.00	3,930.19	11,503.20	22.87	0.00	38,796.80
10 2549 000 230	GROUP HEALTH/LIFE INS.	142,000.00	11,892.95	34,323.96	24.17	0.00	107,676.04
10 2549 000 240	WORKERS COMPENSATION	30,000.00	2,123.46	6,300.43	21.00	0.00	23,699.57
10 2549 000 319	PROFESSIONAL SERVICES	100,000.00	10,709.00	14,658.79	14.66	0.00	85,341.21
10 2549 000 321	PUBLIC UTILITY SERVICE	600,000.00	79,191.68	159,281.10	26.55	0.00	440,718.90
10 2549 000 322	CLEANING SERVICES (LAUNDRY)	6,000.00	199.00	199.00	3.32	0.00	5,801.00
10 2549 000 323	REPAIRS & MTNCE	142,800.00	7,661.06	44,989.51	31.51	0.00	97,810.49
10 2549 000 334	TRAVEL	1,000.00	0.00	0.00	0.00	0.00	1,000.00
10 2549 000 340	COMMUNICATIONS	4,000.00	143.51	430.19	10.75	0.00	3,569.81
10 2549 000 411	NON-TECHNOLOGY SUPPLIES	187,000.00	16,060.55	53,096.48	28.39	0.00	133,903.52
10 2549 000 412	TECHNOLOGY SUPPLIES	1,000.00	0.00	0.00	0.00	0.00	1,000.00
10 2549 000 413	MOTOR FUEL	15,000.00	725.13	3,491.56	23.28	0.00	11,508.44
10 2549 000 651	LIABILITY INSURANCE	145,000.00	0.00	142,726.00	98.43	0.00	2,274.00
<b>000</b>	<b>DISTRICT WIDE</b>	<b>2,326,300.00</b>	<b>216,181.38</b>	<b>719,802.69</b>	<b>30.94</b>	<b>0.00</b>	<b>1,606,497.31</b>
2549	OPER AND MAINT. PLANT	2,326,300.00	216,181.38	719,802.69	30.94	0.00	1,606,497.31
<b>000</b>	<b>DISTRICT WIDE</b>	<b>2,326,300.00</b>	<b>216,181.38</b>	<b>719,802.69</b>	<b>30.94</b>	<b>0.00</b>	<b>1,606,497.31</b>

Account Number	Account Description	Current Budget	Expended During Month	Year to Date Expenditures	% of Budget Expended	Outstanding Encumbrances	Uncommitted Funds
2549	OPER AND MAINT. PLANT	2,326,300.00	216,181.38	719,802.69	30.94	0.00	1,606,497.31
<b>2551</b>	<b>PUPIL TRANSPORTATION DIRECTOR</b>						
<b>000</b>	<b>DISTRICT WIDE</b>						
10 2551 000 113	ADMINISTRATIVE SALARIES	56,000.00	4,708.33	14,124.99	25.22	0.00	41,875.01
10 2551 000 114	CLASSIFIED SALARIES	56,000.00	4,642.73	13,928.19	24.87	0.00	42,071.81
10 2551 000 210	SOCIAL SECURITY	8,600.00	690.59	2,071.77	24.09	0.00	6,528.23
10 2551 000 220	RETIREMENT	6,800.00	561.07	1,683.21	24.75	0.00	5,116.79
10 2551 000 230	GROUP HEALTH/LIFE INS.	20,000.00	1,105.41	3,316.23	16.58	0.00	16,683.77
10 2551 000 240	WORKERS COMPENSATION	1,000.00	43.67	131.01	13.10	0.00	868.99
10 2551 000 334	TRAVEL	1,000.00	0.00	221.17	22.12	0.00	778.83
10 2551 000 340	COMMUNICATION	1,800.00	117.05	309.98	17.22	0.00	1,490.02
10 2551 000 411	NON-TECHNOLOGY SUPPLIES	1,800.00	56.00	56.00	3.11	0.00	1,744.00
10 2551 000 412	TECHNOLOGY SUPPLIES	200.00	0.00	0.00	0.00	0.00	200.00
10 2551 000 640	DUES AND FEES	300.00	0.00	367.00	122.33	0.00	(67.00)
		153,500.00	11,924.85	36,209.55	23.59	0.00	117,290.45
000	DISTRICT WIDE	153,500.00	11,924.85	36,209.55	23.59	0.00	117,290.45
2551	PUPIL TRANSPORTATION DIRECTOR	153,500.00	11,924.85	36,209.55	23.59	0.00	117,290.45
<b>2552</b>	<b>VEHICLE OPERATION SERVICES</b>						
<b>000</b>	<b>DISTRICT WIDE</b>						
10 2552 000 114	CLASSIFIED SALARIES	350,000.00	8,443.04	27,215.64	7.78	0.00	322,784.36
10 2552 000 125	SUBSTITUTE DRIVERS	30,000.00	450.00	2,084.45	6.95	0.00	27,915.55
10 2552 000 210	SOCIAL SECURITY	29,100.00	673.14	2,219.84	7.63	0.00	26,880.16
10 2552 000 220	RETIREMENT	22,800.00	362.35	1,213.86	5.32	0.00	21,586.14
10 2552 000 230	GROUP HEALTH/LIFE INS.	8,000.00	734.99	2,208.87	27.61	0.00	5,791.13
10 2552 000 240	WORKERS COMPENSATION	30,000.00	225.37	736.91	2.46	0.00	29,263.09
10 2552 000 319	PROFESSIONAL SERVICES	8,000.00	1,142.97	3,793.72	47.42	0.00	4,206.28
10 2552 000 411	NON-TECHNOLOGY SUPPLIES	30,000.00	9,695.65	24,745.73	82.49	0.00	5,254.27
10 2552 000 413	MOTOR FUEL	48,000.00	8,243.56	9,527.02	19.85	0.00	38,472.98
10 2552 000 651	LIABILITY INSURANCE	5,000.00	(544.78)	29,149.53	582.99	0.00	(24,149.53)
		560,900.00	29,426.29	102,895.57	18.34	0.00	458,004.43
000	DISTRICT WIDE	560,900.00	29,426.29	102,895.57	18.34	0.00	458,004.43
2552	VEHICLE OPERATION SERVICES	560,900.00	29,426.29	102,895.57	18.34	0.00	458,004.43
<b>2554</b>	<b>VEHICLE SERVICING &amp; MAINT</b>						
<b>000</b>	<b>DISTRICT WIDE</b>						
10 2554 000 114	CLASSIFIED SALARIES	350,000.00	8,443.04	27,215.64	7.78	0.00	322,784.36
10 2554 000 125	SUBSTITUTE DRIVERS	30,000.00	450.00	2,084.45	6.95	0.00	27,915.55
10 2554 000 210	SOCIAL SECURITY	29,100.00	673.14	2,219.84	7.63	0.00	26,880.16
10 2554 000 220	RETIREMENT	22,800.00	362.35	1,213.86	5.32	0.00	21,586.14
10 2554 000 230	GROUP HEALTH/LIFE INS.	8,000.00	734.99	2,208.87	27.61	0.00	5,791.13
10 2554 000 240	WORKERS COMPENSATION	30,000.00	225.37	736.91	2.46	0.00	29,263.09
10 2554 000 319	PROFESSIONAL SERVICES	8,000.00	1,142.97	3,793.72	47.42	0.00	4,206.28
10 2554 000 411	NON-TECHNOLOGY SUPPLIES	30,000.00	9,695.65	24,745.73	82.49	0.00	5,254.27
10 2554 000 413	MOTOR FUEL	48,000.00	8,243.56	9,527.02	19.85	0.00	38,472.98
10 2554 000 651	LIABILITY INSURANCE	5,000.00	(544.78)	29,149.53	582.99	0.00	(24,149.53)
		560,900.00	29,426.29	102,895.57	18.34	0.00	458,004.43
000	DISTRICT WIDE	560,900.00	29,426.29	102,895.57	18.34	0.00	458,004.43
2554	VEHICLE SERVICING & MAINT	560,900.00	29,426.29	102,895.57	18.34	0.00	458,004.43
<b>000</b>	<b>DISTRICT WIDE</b>						

**Expenditure Report by Function**  
09/2019

Account Number	Account Description	Current Budget	Expended During Month	Year to Date Expenditures	% of Budget Expended	Outstanding Encumbrances	Uncommitted Funds
10 2554 000 114	CLASSIFIED SALARIES	48,000.00	4,009.20	12,027.60	25.06	0.00	35,972.40
10 2554 000 210	SOCIAL SECURITY	3,700.00	301.15	903.45	24.42	0.00	2,796.55
10 2554 000 220	RETIREMENT	2,900.00	240.55	721.65	24.88	0.00	2,178.35
10 2554 000 230	GROUP HEALTH/LIFE INS.	10,500.00	882.33	2,646.99	25.21	0.00	7,853.01
10 2554 000 240	WORKERS COMPENSATION	1,200.00	116.59	349.77	29.15	0.00	850.23
10 2554 000 411	NON-TECHNOLOGY SUPPLIES	1,500.00	0.00	0.00	0.00	0.00	1,500.00
10 2554 000 412	TECHNOLOGY SUPPLIES	300.00	0.00	0.00	0.00	0.00	300.00
		68,100.00	5,549.82	16,649.46	24.45	0.00	51,450.54
000	DISTRICT WIDE	68,100.00	5,549.82	16,649.46	24.45	0.00	51,450.54
2554	VEHICLE SERVICING & MAINT	68,100.00	5,549.82	16,649.46	24.45	0.00	51,450.54
<b>2569</b>	<b>FOOD SERVICES</b>						
<b>000</b>	<b>DISTRICT WIDE</b>						
10 2569 000 411	NON-TECHNOLOGY SUPPLIES	80,000.00	0.00	3,611.32	4.51	0.00	76,388.68
		80,000.00	0.00	3,611.32	4.51	0.00	76,388.68
000	DISTRICT WIDE	80,000.00	0.00	3,611.32	4.51	0.00	76,388.68
2569	FOOD SERVICES	80,000.00	0.00	3,611.32	4.51	0.00	76,388.68
<b>2642</b>	<b>RECRUITMENT (FINGERPRINTING)</b>						
<b>000</b>	<b>DISTRICT WIDE</b>						
10 2642 000 319	PROFESSIONAL SERVICES	3,000.00	0.00	204.75	6.83	0.00	2,795.25
		3,000.00	0.00	204.75	6.83	0.00	2,795.25
000	DISTRICT WIDE	3,000.00	0.00	204.75	6.83	0.00	2,795.25
2642	RECRUITMENT (FINGERPRINTING)	3,000.00	0.00	204.75	6.83	0.00	2,795.25
<b>3200</b>	<b>COMMUNITY RECREATION SERVICES</b>						
<b>000</b>	<b>DISTRICT WIDE</b>						
10 3200 000 111	CERTIFIED SALARIES	5,000.00	0.00	0.00	0.00	0.00	5,000.00
10 3200 000 210	SOCIAL SECURITY	400.00	0.00	0.00	0.00	0.00	400.00
10 3200 000 220	RETIREMENT	300.00	0.00	0.00	0.00	0.00	300.00
10 3200 000 240	WORKMENS COMPENSATION	500.00	0.00	0.00	0.00	0.00	500.00
10 3200 000 319	PROFESSIONAL SERVICES	5,000.00	210.00	210.00	4.20	0.00	4,790.00
10 3200 000 411	NON-TECHNOLOGY SUPPLIES	1,000.00	0.00	0.00	0.00	0.00	1,000.00
		12,200.00	210.00	210.00	1.72	0.00	11,990.00
000	DISTRICT WIDE	12,200.00	210.00	210.00	1.72	0.00	11,990.00

Account Number	Account Description	Current Budget	Expended During Month	Year to Date Expenditures	% of Budget Expended	Outstanding Encumbrances	Uncommitted Funds
000	DISTRICT WIDE	12,200.00	210.00	210.00	1.72	0.00	11,990.00
3200	COMMUNITY RECREATION SERVICES	12,200.00	210.00	210.00	1.72	0.00	11,990.00
<b>3500</b>	<b>21ST CENTURY GRANT</b>						
<b>000</b>	<b>DISTRICT WIDE</b>						
10 3500 000 111	CERTIFIED SALARIES	55,000.00	1,060.95	1,060.95	1.93	0.00	53,939.05
10 3500 000 112	PARAPROFESSIONAL SALARIES	55,000.00	2,020.28	2,984.82	5.43	0.00	52,015.18
10 3500 000 210	SOCIAL SECURITY	8,500.00	235.62	309.41	3.64	0.00	8,190.59
10 3500 000 220	RETIREMENT	6,600.00	73.42	73.42	1.11	0.00	6,526.58
10 3500 000 240	WORKERS' COMPENSATION	1,000.00	15.66	20.16	2.02	0.00	979.84
10 3500 000 319	PROFESSIONAL SERVICES	1,000.00	45.36	45.36	4.54	0.00	954.64
10 3500 000 411	NON-TECHNOLOGY SUPPLIES	20,000.00	0.00	0.00	0.00	0.00	20,000.00
10 3500 000 412	TECHNOLOGY SUPPLIES	2,900.00	0.00	0.00	0.00	0.00	2,900.00
		150,000.00	3,451.29	4,494.12	3.00	0.00	145,505.88
000	DISTRICT WIDE	150,000.00	3,451.29	4,494.12	3.00	0.00	145,505.88
3500	21ST CENTURY GRANT	150,000.00	3,451.29	4,494.12	3.00	0.00	145,505.88
<b>3711</b>	<b>TITLE I OTHER NONPUBLIC SCH INSTR SVCS</b>						
<b>930</b>	<b>PART A-BASIC</b>						
<b>000</b>	<b>DISTRICT</b>						
<b>005</b>	<b>HOLY TRINITY</b>						
10 3711 930 111 000 005	CERTIFIED SALARIES	0.00	1,523.08	3,046.16	0.00	0.00	(3,046.16)
10 3711 930 210 000 005	SOCIAL SECURITY	0.00	116.52	233.04	0.00	0.00	(233.04)
10 3711 930 220 000 005	RETIREMENT	0.00	91.39	182.78	0.00	0.00	(182.78)
10 3711 930 240 000 005	WORKERS' COMPENSATION	0.00	7.11	14.22	0.00	0.00	(14.22)
005	HOLY TRINITY	0.00	1,738.10	3,476.20	0.00	0.00	(3,476.20)
<b>011</b>	<b>JAMES VALLEY</b>						
10 3711 930 111 000 011	CERTIFIED SALARIES	0.00	1,015.38	2,030.76	0.00	0.00	(2,030.76)
10 3711 930 210 000 011	SOCIAL SECURITY	0.00	77.67	155.34	0.00	0.00	(155.34)
10 3711 930 220 000 011	RETIREMENT	0.00	60.92	121.84	0.00	0.00	(121.84)
10 3711 930 240 000 011	WORKERS' COMPENSATION	0.00	4.74	9.48	0.00	0.00	(9.48)
011	JAMES VALLEY	0.00	1,158.71	2,317.42	0.00	0.00	(2,317.42)
000	DISTRICT	0.00	2,896.81	5,793.62	0.00	0.00	(5,793.62)
930	PART A-BASIC	0.00	2,896.81	5,793.62	0.00	0.00	(5,793.62)
3711	TITLE I OTHER NONPUBLIC SCH INSTR SVCS	0.00	2,896.81	5,793.62	0.00	0.00	(5,793.62)
<b>4400</b>	<b>PAYMENTS TO STATE-UNEMPLOYMENT</b>						
<b>000</b>	<b>DISTRICT WIDE</b>						
10 4400 000 250	UNEMPLOYMENT INSURANCE	5,000.00	0.00	0.00	0.00	0.00	5,000.00

Account Number	Account Description	Current Budget	Expended During Month	Year to Date Expenditures	% of Budget Expended	Outstanding Encumbrances	Uncommitted Funds
000	DISTRICT WIDE	5,000.00	0.00	0.00	0.00	0.00	5,000.00
4400	PAYMENTS TO STATE-UNEMPLOYMENT	5,000.00	0.00	0.00	0.00	0.00	5,000.00
4500	EARLY RETIREMENT PAYMENT	5,000.00	0.00	0.00	0.00	0.00	5,000.00
000	DISTRICT WIDE	5,000.00	0.00	0.00	0.00	0.00	5,000.00
10 4500 000 150	EARLY RETIREMENT PAYMENT	320,000.00	0.00	0.00	0.00	0.00	320,000.00
		320,000.00	0.00	0.00	0.00	0.00	320,000.00
		320,000.00	0.00	0.00	0.00	0.00	320,000.00
		320,000.00	0.00	0.00	0.00	0.00	320,000.00
		320,000.00	0.00	0.00	0.00	0.00	320,000.00
000	DISTRICT WIDE	320,000.00	0.00	0.00	0.00	0.00	320,000.00
4500	EARLY RETIREMENT PAYMENT	320,000.00	0.00	0.00	0.00	0.00	320,000.00
6100	MALE ACTIVITIES						
000	DISTRICT WIDE						
10 6100 000 111	CERTIFIED SALARIES	202,000.00	13,535.18	14,823.93	7.34	0.00	187,176.07
10 6100 000 112	PARAPROFESSIONAL SALARIES	0.00	1,837.50	2,342.50	0.00	0.00	(2,342.50)
10 6100 000 210	SOCIAL SECURITY	15,500.00	1,175.71	1,313.02	8.47	0.00	14,186.98
10 6100 000 220	RETIREMENT	12,200.00	878.93	953.26	7.81	0.00	11,246.74
10 6100 000 240	WORKMENS COMPENSATION	1,400.00	71.81	80.19	5.73	0.00	1,319.81
10 6100 000 319	PROFESSIONAL SERVICES	500.00	0.00	0.00	0.00	0.00	500.00
10 6100 000 411	NON-TECHNOLOGY SUPPLIES	500.00	0.00	347.89	69.58	0.00	152.11
		232,100.00	17,499.13	19,860.79	8.56	0.00	212,239.21
		232,100.00	17,499.13	19,860.79	8.56	0.00	212,239.21
		232,100.00	17,499.13	19,860.79	8.56	0.00	212,239.21
		232,100.00	17,499.13	19,860.79	8.56	0.00	212,239.21
000	DISTRICT WIDE	232,100.00	17,499.13	19,860.79	8.56	0.00	212,239.21
6100	MALE ACTIVITIES	232,100.00	17,499.13	19,860.79	8.56	0.00	212,239.21
6111	FOOTBALL						
000	DISTRICT WIDE						
10 6111 000 319	PROF/TECH. SERVICES	8,000.00	794.52	1,391.96	17.40	0.00	6,608.04
10 6111 000 323	REPAIRS	5,000.00	0.00	0.00	0.00	0.00	5,000.00
10 6111 000 339	OTHER TRANSPORTATION SERVICES	12,000.00	863.13	863.13	7.19	0.00	11,136.87
10 6111 000 411	NON-TECHNOLOGY SUPPLIES	9,000.00	53.13	206.13	2.29	0.00	8,793.87
		34,000.00	1,710.78	2,461.22	7.24	0.00	31,538.78
		34,000.00	1,710.78	2,461.22	7.24	0.00	31,538.78
		34,000.00	1,710.78	2,461.22	7.24	0.00	31,538.78
		34,000.00	1,710.78	2,461.22	7.24	0.00	31,538.78
000	DISTRICT WIDE	34,000.00	1,710.78	2,461.22	7.24	0.00	31,538.78
6111	FOOTBALL	34,000.00	1,710.78	2,461.22	7.24	0.00	31,538.78
6121	BOYS BASKETBALL						

Expenditure Report by Function  
09/2019

Account Number	Account Description	Current Budget	Expended During Month	Year to Date Expenditures	% of Budget Expended	Outstanding Encumbrances	Uncommitted Funds
<b>000</b>	<b>DISTRICT WIDE</b>						
10 6121 000 319	PROFESSIONAL SERVICES	10,000.00	0.00	0.00	0.00	0.00	10,000.00
10 6121 000 339	OTHER TRANSPORTATION SERVICES	20,000.00	0.00	0.00	0.00	0.00	20,000.00
10 6121 000 411	NON-TECHNOLOGY SUPPLIES	3,000.00	0.00	97.86	3.26	0.00	2,902.14
		33,000.00	0.00	97.86	0.30	0.00	32,902.14
000	DISTRICT WIDE	33,000.00	0.00	97.86	0.30	0.00	32,902.14
6121	BOYS BASKETBALL	33,000.00	0.00	97.86	0.30	0.00	32,902.14
<b>6131</b>	<b>WRESTLING</b>						
<b>000</b>	<b>DISTRICT WIDE</b>						
10 6131 000 319	PROFESSIONAL SERVICES	4,000.00	0.00	0.00	0.00	0.00	4,000.00
10 6131 000 339	OTHER TRANSPORTATION SERVICES	15,000.00	0.00	0.00	0.00	0.00	15,000.00
10 6131 000 411	NON-TECHNOLOGY SUPPLIES	3,600.00	0.00	56.00	1.56	0.00	3,544.00
10 6131 000 640	DUES & FEES	700.00	0.00	0.00	0.00	0.00	700.00
		23,300.00	0.00	56.00	0.24	0.00	23,244.00
000	DISTRICT WIDE	23,300.00	0.00	56.00	0.24	0.00	23,244.00
6131	WRESTLING	23,300.00	0.00	56.00	0.24	0.00	23,244.00
<b>6141</b>	<b>BOYS TRACK</b>						
<b>000</b>	<b>DISTRICT WIDE</b>						
10 6141 000 319	PROFESSIONAL SERVICES	2,500.00	0.00	0.00	0.00	0.00	2,500.00
10 6141 000 339	OTHER TRANSPORTATION SERVICES	9,000.00	0.00	0.00	0.00	0.00	9,000.00
10 6141 000 411	NON-TECHNOLOGY SUPPLIES	2,500.00	0.00	0.00	0.00	0.00	2,500.00
10 6141 000 640	DUES & FEES	500.00	0.00	0.00	0.00	0.00	500.00
		14,500.00	0.00	0.00	0.00	0.00	14,500.00
000	DISTRICT WIDE	14,500.00	0.00	0.00	0.00	0.00	14,500.00
6141	BOYS TRACK	14,500.00	0.00	0.00	0.00	0.00	14,500.00
<b>6151</b>	<b>BOYS CROSS COUNTRY</b>						
<b>000</b>	<b>DISTRICT WIDE</b>						
10 6151 000 319	PROFESSIONAL SERVICES	600.00	150.00	150.00	25.00	0.00	450.00
10 6151 000 339	OTHER TRANSPORTATION SERVICES	2,100.00	186.75	186.75	8.89	0.00	1,913.25
10 6151 000 411	NON-TECHNOLOGY SUPPLIES	700.00	25.00	25.00	3.57	0.00	675.00



Expenditure Report by Function  
09/2019

Account Number	Account Description	Current Budget	Expended During Month	Year to Date Expenditures	% of Budget Expended	Outstanding Encumbrances	Uncommitted Funds
10 6151 000 640	DUES & FEES	200.00	47.50	85.00	42.50	0.00	115.00
		3,600.00	409.25	446.75	12.41	0.00	3,153.25
000 DISTRICT WIDE		3,600.00	409.25	446.75	12.41	0.00	3,153.25
6151 BOYS CROSS COUNTRY		3,600.00	409.25	446.75	12.41	0.00	3,153.25
6161 BOYS TENNIS		3,600.00	409.25	446.75	12.41	0.00	3,153.25
000 DISTRICT WIDE		3,600.00	409.25	446.75	12.41	0.00	3,153.25
10 6161 000 339	OTHER TRANSPORTATION SERVICES	3,000.00	0.00	0.00	0.00	0.00	3,000.00
10 6161 000 411	NON-TECHNOLOGY SUPPLIES	1,100.00	0.00	122.48	92.95	900.00	77.52
		4,100.00	0.00	122.48	24.94	900.00	3,077.52
000 DISTRICT WIDE		4,100.00	0.00	122.48	24.94	900.00	3,077.52
6161 BOYS TENNIS		4,100.00	0.00	122.48	24.94	900.00	3,077.52
6171 BOYS GOLF		4,100.00	0.00	122.48	24.94	900.00	3,077.52
000 DISTRICT WIDE		4,100.00	0.00	122.48	24.94	900.00	3,077.52
10 6171 000 339	OTHER TRANSPORTATION SERVICES	2,500.00	320.88	320.88	12.84	0.00	2,179.12
10 6171 000 411	NON-TECHNOLOGY SUPPLIES	1,500.00	30.00	30.00	2.00	0.00	1,470.00
10 6171 000 640	DUES & FEES	1,000.00	0.00	0.00	0.00	0.00	1,000.00
		5,000.00	350.88	350.88	7.02	0.00	4,649.12
000 DISTRICT WIDE		5,000.00	350.88	350.88	7.02	0.00	4,649.12
6171 BOYS GOLF		5,000.00	350.88	350.88	7.02	0.00	4,649.12
6199 BOYS SOCCER		5,000.00	350.88	350.88	7.02	0.00	4,649.12
000 DISTRICT WIDE		5,000.00	350.88	350.88	7.02	0.00	4,649.12
10 6199 000 319	PROFESSIONAL SERVICES	2,500.00	828.28	1,831.22	73.25	0.00	668.78
10 6199 000 323	REPAIRS & MTNCE	500.00	0.00	0.00	0.00	0.00	500.00
10 6199 000 339	OTHER TRANSPORTATION SERVICES	4,500.00	823.50	823.50	18.30	0.00	3,676.50
10 6199 000 411	NON-TECHNOLOGY SUPPLIES	2,000.00	0.00	2,473.45	123.67	0.00	(473.45)
		9,500.00	1,651.78	5,128.17	53.98	0.00	4,371.83
000 DISTRICT WIDE		9,500.00	1,651.78	5,128.17	53.98	0.00	4,371.83
6199 BOYS SOCCER		9,500.00	1,651.78	5,128.17	53.98	0.00	4,371.83
6200 FEMALE ACTIVITIES		9,500.00	1,651.78	5,128.17	53.98	0.00	4,371.83
000 DISTRICT WIDE		9,500.00	1,651.78	5,128.17	53.98	0.00	4,371.83

Expenditure Report by Function  
09/2019

Account Number	Account Description	Current Budget	Expended During Month	Year to Date Expenditures	% of Budget Expended	Outstanding Encumbrances	Uncommitted Funds
10 6200 000 111	CERTIFIED SALARIES	175,000.00	10,444.82	11,265.57	6.44	0.00	163,734.43
10 6200 000 112	PARAPROFESSIONAL SALARIES	0.00	10,000.23	10,505.23	0.00	0.00	(10,505.23)
10 6200 000 210	SOCIAL SECURITY	13,400.00	1,557.74	1,659.13	12.38	0.00	11,740.87
10 6200 000 220	RETIREMENT	10,500.00	767.97	809.61	7.71	0.00	9,690.39
10 6200 000 230	HEALTH INSURANCE	0.00	110.78	110.78	0.00	0.00	(110.78)
10 6200 000 240	WORKMENS COMPENSATION	1,300.00	95.53	101.71	7.82	0.00	1,198.29
10 6200 000 319	PROFESSIONAL SERVICES	500.00	0.00	0.00	0.00	0.00	500.00
10 6200 000 411	NON-TECHNOLOGY SUPPLIES	500.00	0.00	347.88	69.58	0.00	152.12
		201,200.00	22,977.07	24,799.91	12.33	0.00	176,400.09
000	DISTRICT WIDE	201,200.00	22,977.07	24,799.91	12.33	0.00	176,400.09
6200	FEMALE ACTIVITIES	201,200.00	22,977.07	24,799.91	12.33	0.00	176,400.09
6212	GIRLS BASKETBALL	201,200.00	22,977.07	24,799.91	12.33	0.00	176,400.09
000	DISTRICT WIDE	201,200.00	22,977.07	24,799.91	12.33	0.00	176,400.09
10 6212 000 319	PROFESSIONAL SERVICES	8,500.00	0.00	0.00	0.00	0.00	8,500.00
10 6212 000 339	OTHER TRANSPORTATION SERVICES	20,000.00	0.00	0.00	0.00	0.00	20,000.00
10 6212 000 411	NON-TECHNOLOGY SUPPLIES	3,000.00	0.00	141.86	4.73	0.00	2,858.14
		31,500.00	0.00	141.86	0.45	0.00	31,358.14
000	DISTRICT WIDE	31,500.00	0.00	141.86	0.45	0.00	31,358.14
6212	GIRLS BASKETBALL	31,500.00	0.00	141.86	0.45	0.00	31,358.14
6222	GIRLS TRACK	31,500.00	0.00	141.86	0.45	0.00	31,358.14
000	DISTRICT WIDE	31,500.00	0.00	141.86	0.45	0.00	31,358.14
10 6222 000 319	PROFESSIONAL SERVICES	2,500.00	0.00	0.00	0.00	0.00	2,500.00
10 6222 000 339	OTHER TRANSPORTATION SERVICES	9,000.00	0.00	0.00	0.00	0.00	9,000.00
10 6222 000 411	NON-TECHNOLOGY SUPPLIES	2,500.00	0.00	0.00	0.00	0.00	2,500.00
10 6222 000 640	DUES & FEES	500.00	0.00	0.00	0.00	0.00	500.00
		14,500.00	0.00	0.00	0.00	0.00	14,500.00
000	DISTRICT WIDE	14,500.00	0.00	0.00	0.00	0.00	14,500.00
6222	GIRLS TRACK	14,500.00	0.00	0.00	0.00	0.00	14,500.00
6232	COMPETITIVE CHEER & DANCE	14,500.00	0.00	0.00	0.00	0.00	14,500.00
000	DISTRICT WIDE	14,500.00	0.00	0.00	0.00	0.00	14,500.00

Expenditure Report by Function  
09/2019

Account Number	Account Description	Current Budget	Expended During Month	Year to Date Expenditures	% of Budget Expended	Outstanding Encumbrances	Uncommitted Funds
10 6232 000 319	PROFESSIONAL SERVICES	9,000.00	1,335.12	1,335.12	14.83	0.00	7,664.88
10 6232 000 339	OTHER TRANSPORTATION SERVICES	7,000.00	429.75	429.75	6.14	0.00	6,570.25
10 6232 000 411	NON-TECHNOLOGY SUPPLIES	3,100.00	0.00	0.00	25.34	785.46	2,314.54
10 6232 000 640	DUES AND FEES	500.00	0.00	0.00	0.00	0.00	500.00
		19,600.00	1,764.87	1,764.87	13.01	785.46	17,049.67
000	DISTRICT WIDE	19,600.00	1,764.87	1,764.87	13.01	785.46	17,049.67
6232	COMPETITIVE CHEER & DANCE	19,600.00	1,764.87	1,764.87	13.01	785.46	17,049.67
<b>6252</b>	<b>GIRLS CROSS COUNTRY</b>						
<b>000</b>	<b>DISTRICT WIDE</b>						
10 6252 000 319	PROFESSIONAL SERVICES	600.00	150.00	150.00	25.00	0.00	450.00
10 6252 000 339	OTHER TRANSPORTATION SERVICES	2,100.00	186.75	186.75	8.89	0.00	1,913.25
10 6252 000 411	NON-TECHNOLOGY SUPPLIES	700.00	25.00	25.00	3.57	0.00	675.00
10 6252 000 640	DUES & FEES	200.00	47.50	85.00	42.50	0.00	115.00
		3,600.00	409.25	446.75	12.41	0.00	3,153.25
000	DISTRICT WIDE	3,600.00	409.25	446.75	12.41	0.00	3,153.25
6252	GIRLS CROSS COUNTRY	3,600.00	409.25	446.75	12.41	0.00	3,153.25
<b>6262</b>	<b>GIRLS TENNIS</b>						
<b>000</b>	<b>DISTRICT WIDE</b>						
10 6262 000 339	OTHER TRANSPORTATION SERVICES	3,000.00	708.54	708.54	23.62	0.00	2,291.46
10 6262 000 411	NON-TECHNOLOGY SUPPLIES	1,100.00	500.00	659.46	141.77	900.00	(459.46)
		4,100.00	1,208.54	1,368.00	55.32	900.00	1,832.00
000	DISTRICT WIDE	4,100.00	1,208.54	1,368.00	55.32	900.00	1,832.00
6262	GIRLS TENNIS	4,100.00	1,208.54	1,368.00	55.32	900.00	1,832.00
<b>6272</b>	<b>GIRLS GOLF</b>						
<b>000</b>	<b>DISTRICT WIDE</b>						
10 6272 000 339	OTHER TRANSPORTATION SERVICES	2,500.00	0.00	0.00	0.00	0.00	2,500.00
10 6272 000 411	NON-TECHNOLOGY SUPPLIES	1,500.00	0.00	0.00	0.00	0.00	1,500.00
10 6272 000 640	DUES & FEES	1,000.00	0.00	0.00	0.00	0.00	1,000.00
		5,000.00	0.00	0.00	0.00	0.00	5,000.00
000	DISTRICT WIDE	5,000.00	0.00	0.00	0.00	0.00	5,000.00
6272	GIRLS GOLF	5,000.00	0.00	0.00	0.00	0.00	5,000.00

Account Number	Account Description	Current Budget	Expended During Month	Year to Date Expenditures	% of Budget Expended	Outstanding Encumbrances	Uncommitted Funds
<b>6282 GYMNASTICS</b>							
<b>000 DISTRICT WIDE</b>							
10 6282 000 319	PROFESSIONAL SERVICES	3,000.00	0.00	0.00	0.00	0.00	3,000.00
10 6282 000 339	OTHER TRANSPORTATION SERVICES	7,000.00	0.00	0.00	0.00	0.00	7,000.00
10 6282 000 411	NON-TECHNOLOGY SUPPLIES	3,000.00	0.00	97.86	3.26	0.00	2,902.14
10 6282 000 640	DUES & FEES	700.00	0.00	0.00	0.00	0.00	700.00
		13,700.00	0.00	97.86	0.71	0.00	13,602.14
000 DISTRICT WIDE		13,700.00	0.00	97.86	0.71	0.00	13,602.14
6282 GYMNASTICS		13,700.00	0.00	97.86	0.71	0.00	13,602.14
<b>6292 GIRLS VOLLEYBALL</b>							
<b>000 DISTRICT WIDE</b>							
10 6292 000 319	PROFESSIONAL SERVICES	9,500.00	1,583.08	6,591.96	69.39	0.00	2,908.04
10 6292 000 339	OTHER TRANSPORTATION SERVICES	17,000.00	661.50	661.50	3.89	0.00	16,338.50
10 6292 000 411	NON-TECHNOLOGY SUPPLIES	3,000.00	448.95	655.65	21.86	0.00	2,344.35
		29,500.00	2,693.53	7,909.11	26.81	0.00	21,590.89
000 DISTRICT WIDE		29,500.00	2,693.53	7,909.11	26.81	0.00	21,590.89
6292 GIRLS VOLLEYBALL		29,500.00	2,693.53	7,909.11	26.81	0.00	21,590.89
<b>6299 GIRLS SOCCER</b>							
<b>000 DISTRICT WIDE</b>							
10 6299 000 319	PROFESSIONAL SERVICES	2,500.00	1,024.26	1,994.44	79.78	0.00	505.56
10 6299 000 323	REPAIRS & MTNCE	500.00	0.00	0.00	0.00	0.00	500.00
10 6299 000 339	OTHER TRANSPORTATION SERVICES	4,500.00	814.50	814.50	18.10	0.00	3,685.50
10 6299 000 411	NON-TECHNOLOGY SUPPLIES	2,000.00	305.00	316.20	15.81	0.00	1,683.80
		9,500.00	2,143.76	3,125.14	32.90	0.00	6,374.86
000 DISTRICT WIDE		9,500.00	2,143.76	3,125.14	32.90	0.00	6,374.86
6299 GIRLS SOCCER		9,500.00	2,143.76	3,125.14	32.90	0.00	6,374.86
<b>6910 COMBINED CO-CURR ACTIVITIES</b>							
<b>000 DISTRICT WIDE</b>							
10 6910 000 111	CERTIFIED SALARIES	107,000.00	9,389.77	9,725.15	9.09	0.00	97,274.85
10 6910 000 210	SOCIAL SECURITY	8,200.00	718.19	743.84	9.07	0.00	7,456.16

Expenditure Report by Function  
09/2019

User ID: PLB

Account Number	Account Description	Current Budget	Expended During Month	Year to Date Expenditures	% of Budget Expended	Outstanding Encumbrances	Uncommitted Funds
10 6910 000 220	RETIREMENT	6,500.00	563.40	583.52	8.98	0.00	5,916.48
10 6910 000 240	WORKMENS COMPENSATION	1,000.00	44.28	45.85	4.59	0.00	954.15
		122,700.00	10,715.64	11,098.36	9.05	0.00	111,601.64
000	DISTRICT WIDE	122,700.00	10,715.64	11,098.36	9.05	0.00	111,601.64
6910	COMBINED CO-CURR ACTIVITIES	122,700.00	10,715.64	11,098.36	9.05	0.00	111,601.64
6911	FIRST AID	122,700.00	10,715.64	11,098.36	9.05	0.00	111,601.64
000	DISTRICT WIDE						
10 6911 000 411	NON-TECHNOLOGY SUPPLIES	4,000.00	243.03	1,424.70	35.62	0.00	2,575.30
		4,000.00	243.03	1,424.70	35.62	0.00	2,575.30
000	DISTRICT WIDE	4,000.00	243.03	1,424.70	35.62	0.00	2,575.30
6911	FIRST AID	4,000.00	243.03	1,424.70	35.62	0.00	2,575.30
6921	CHEERLEADERS	4,000.00	243.03	1,424.70	35.62	0.00	2,575.30
000	DISTRICT WIDE						
10 6921 000 339	OTHER TRANSPORTATION SERVICES	2,500.00	0.00	0.00	0.00	0.00	2,500.00
10 6921 000 411	NON-TECHNOLOGY SUPPLIES	1,000.00	0.00	0.00	168.21	1,682.10	(682.10)
		3,500.00	0.00	0.00	48.06	1,682.10	1,817.90
000	DISTRICT WIDE	3,500.00	0.00	0.00	48.06	1,682.10	1,817.90
6921	CHEERLEADERS	3,500.00	0.00	0.00	48.06	1,682.10	1,817.90
6931	ELEMENTARY MUSIC	3,500.00	0.00	0.00	48.06	1,682.10	1,817.90
000	DISTRICT WIDE						
10 6931 000 323	REPAIRS	1,000.00	0.00	0.00	0.00	0.00	1,000.00
10 6931 000 339	OTHER TRANSPORTATION SERVICES	1,500.00	0.00	59.44	3.96	0.00	1,440.56
10 6931 000 411	NON-TECHNOLOGY SUPPLIES	9,000.00	0.00	0.00	0.00	0.00	9,000.00
		11,500.00	0.00	59.44	0.52	0.00	11,440.56
000	DISTRICT WIDE	11,500.00	0.00	59.44	0.52	0.00	11,440.56
6931	ELEMENTARY MUSIC	11,500.00	0.00	59.44	0.52	0.00	11,440.56
6932	M.S. VOCAL	11,500.00	0.00	59.44	0.52	0.00	11,440.56
000	DISTRICT WIDE						
10 6932 000 411		11,500.00	0.00	59.44	0.52	0.00	11,440.56

Expenditure Report by Function  
09/2019

Account Number	Account Description	Current Budget	Expended During Month	Year to Date Expenditures	% of Budget Expended	Outstanding Encumbrances	Uncommitted Funds
10 6932 000 323	REPAIRS & MNTNCE	1,000.00	14.99	14.99	1.50	0.00	985.01
10 6932 000 339	OTHER TRANSPORTATION SERVICES	1,500.00	0.00	0.00	0.00	0.00	1,500.00
10 6932 000 411	NON-TECHNOLOGY SUPPLIES	4,500.00	156.25	156.25	3.47	0.00	4,343.75
		7,000.00	171.24	171.24	2.45	0.00	6,828.76
000 DISTRICT WIDE		7,000.00	171.24	171.24	2.45	0.00	6,828.76
6932 M.S. VOCAL		7,000.00	171.24	171.24	2.45	0.00	6,828.76
6933 H.S. VOCAL		7,000.00	171.24	171.24	2.45	0.00	6,828.76
000 DISTRICT WIDE		7,000.00	171.24	171.24	2.45	0.00	6,828.76
10 6933 000 319	PROFESSIONAL SERVICES	500.00	0.00	0.00	0.00	0.00	500.00
10 6933 000 322	LAUNDRY	3,000.00	0.00	0.00	0.00	0.00	3,000.00
10 6933 000 323	REPAIRS & MNTNCE	1,000.00	0.00	110.00	11.00	0.00	890.00
10 6933 000 339	OTHER TRANSPORTATION SERVICES	6,000.00	25.76	25.76	0.43	0.00	5,974.24
10 6933 000 411	NON-TECHNOLOGY SUPPLIES	6,000.00	1,420.90	1,669.90	42.02	851.00	3,479.10
10 6933 000 640	DUES AND FEES	1,000.00	0.00	0.00	0.00	0.00	1,000.00
		17,500.00	1,446.66	1,805.66	15.18	851.00	14,843.34
000 DISTRICT WIDE		17,500.00	1,446.66	1,805.66	15.18	851.00	14,843.34
6933 H.S. VOCAL		17,500.00	1,446.66	1,805.66	15.18	851.00	14,843.34
6934 ORCHESTRA		17,500.00	1,446.66	1,805.66	15.18	851.00	14,843.34
000 DISTRICT WIDE		17,500.00	1,446.66	1,805.66	15.18	851.00	14,843.34
10 6934 000 339	OTHER TRANSPORTATION SERVICES	0.00	0.00	0.00	0.00	0.00	0.00
		0.00	0.00	0.00	0.00	0.00	0.00
		0.00	0.00	0.00	0.00	0.00	0.00
000 DISTRICT WIDE		0.00	0.00	0.00	0.00	0.00	0.00
500 ELEMENTARY SCHOOL		0.00	0.00	0.00	0.00	0.00	0.00
10 6934 500 319	PROFESSIONAL SERVICES	500.00	(250.00)	(250.00)	(50.00)	0.00	750.00
10 6934 500 323	REPAIRS & MNTNCE	2,000.00	0.00	758.00	37.90	0.00	1,242.00
10 6934 500 339	OTHER TRANSPORTATION SERVICES	2,000.00	0.00	0.00	0.00	0.00	2,000.00
10 6934 500 411	NON-TECHNOLOGY SUPPLIES	6,000.00	60.84	1,180.63	19.68	0.00	4,819.37
10 6934 500 640	DUES AND FEES	200.00	0.00	0.00	0.00	0.00	200.00
		10,700.00	(189.16)	1,688.63	15.78	0.00	9,011.37
000 ELEMENTARY SCHOOL		10,700.00	(189.16)	1,688.63	15.78	0.00	9,011.37
600 MIDDLE SCHOOL		10,700.00	(189.16)	1,688.63	15.78	0.00	9,011.37

Account Number	Account Description	Current Budget	Expended During Month	Year to Date Expenditures	% of Budget Expended	Outstanding Encumbrances	Uncommitted Funds
10 6934 600 319	PROFESSIONAL SERVICES	500.00	0.00	0.00	0.00	0.00	500.00
10 6934 600 323	REPAIRS & MTNCE	2,000.00	0.00	0.00	0.00	0.00	2,000.00
10 6934 600 339	OTHER TRANSPORTATION SERVICES	3,000.00	0.00	0.00	0.00	0.00	3,000.00
10 6934 600 411	NON-TECHNOLOGY SUPPLIES	6,000.00	247.00	247.00	4.95	50.00	5,703.00
10 6934 600 640	DUES AND FEES	200.00	0.00	0.00	0.00	0.00	200.00
		11,700.00	247.00	247.00	2.54	50.00	11,403.00
600 MIDDLE SCHOOL		11,700.00	247.00	247.00	2.54	50.00	11,403.00
<b>700 HIGH SCHOOL</b>		11,700.00	247.00	247.00	2.54	50.00	11,403.00
10 6934 700 319	PROFESSIONAL SERVICES	500.00	0.00	0.00	0.00	0.00	500.00
10 6934 700 323	REPAIRS & MTNCE	2,000.00	0.00	882.00	44.10	0.00	1,118.00
10 6934 700 339	OTHER TRANSPORTATION SERVICES	4,000.00	25.76	25.76	0.64	0.00	3,974.24
10 6934 700 411	NON-TECHNOLOGY SUPPLIES	6,000.00	1,186.66	2,500.13	44.67	180.00	3,319.87
10 6934 700 640	DUES AND FEES	200.00	0.00	0.00	0.00	0.00	200.00
		12,700.00	1,212.42	3,407.89	28.25	180.00	9,112.11
700 HIGH SCHOOL		12,700.00	1,212.42	3,407.89	28.25	180.00	9,112.11
6934 ORCHESTRA		12,700.00	1,212.42	3,407.89	28.25	180.00	9,112.11
<b>6935 HS BAND</b>		12,700.00	1,212.42	3,407.89	28.25	180.00	9,112.11
<b>000 DISTRICT WIDE</b>		35,100.00	1,270.26	5,343.52	15.88	230.00	29,526.48
10 6935 000 319	PROFESSIONAL SERVICES	1,300.00	0.00	0.00	0.00	0.00	1,300.00
10 6935 000 322	LAUNDRY	1,800.00	0.00	830.80	46.16	0.00	969.20
10 6935 000 323	REPAIRS & MTNCE	6,000.00	0.00	0.00	0.00	0.00	6,000.00
10 6935 000 339	OTHER TRANSPORTATION SERVICES	9,000.00	25.76	650.76	7.23	0.00	8,349.24
10 6935 000 411	NON-TECHNOLOGY SUPPLIES	18,000.00	3,885.05	5,900.62	34.29	271.96	11,827.42
10 6935 000 640	DUES AND FEES	800.00	0.00	0.00	0.00	0.00	800.00
		36,900.00	3,910.81	7,382.18	20.74	271.96	29,245.86
000 DISTRICT WIDE		36,900.00	3,910.81	7,382.18	20.74	271.96	29,245.86
6935 HS BAND		36,900.00	3,910.81	7,382.18	20.74	271.96	29,245.86
<b>6936 MS BAND</b>		36,900.00	3,910.81	7,382.18	20.74	271.96	29,245.86
<b>000 DISTRICT WIDE</b>		36,900.00	3,910.81	7,382.18	20.74	271.96	29,245.86
10 6936 000 323	REPAIRS & MTNCE	6,000.00	886.35	1,666.85	27.78	0.00	4,333.15
10 6936 000 339	OTHER TRANSPORTATION SERVICES	1,000.00	0.00	0.00	0.00	0.00	1,000.00

Account Number	Account Description	Current Budget	Expended During Month	Year to Date Expenditures	% of Budget Expended	Outstanding Encumbrances	Uncommitted Funds
10 6936 000 411	NON-TECHNOLOGY SUPPLIES	18,000.00	1,844.26	2,222.27	24.27	2,146.18	13,631.55
		25,000.00	2,730.61	3,889.12	24.14	2,146.18	18,964.70
000 DISTRICT WIDE		25,000.00	2,730.61	3,889.12	24.14	2,146.18	18,964.70
6936 MS BAND		25,000.00	2,730.61	3,889.12	24.14	2,146.18	18,964.70
6937 5TH GRADE BAND		25,000.00	2,730.61	3,889.12	24.14	2,146.18	18,964.70
000 DISTRICT WIDE		25,000.00	2,730.61	3,889.12	24.14	2,146.18	18,964.70
10 6937 000 323	REPAIRS & MTNCE	2,500.00	0.00	1,182.00	47.28	0.00	1,318.00
10 6937 000 339	OTHER TRANSPORTATION SERVICES	300.00	0.00	0.00	0.00	0.00	300.00
10 6937 000 411	NON-TECHNOLOGY SUPPLIES	7,500.00	0.00	100.00	1.33	0.00	7,400.00
		10,300.00	0.00	1,282.00	12.45	0.00	9,018.00
000 DISTRICT WIDE		10,300.00	0.00	1,282.00	12.45	0.00	9,018.00
6937 5TH GRADE BAND		10,300.00	0.00	1,282.00	12.45	0.00	9,018.00
6941 DEBATE		10,300.00	0.00	1,282.00	12.45	0.00	9,018.00
000 DISTRICT WIDE		10,300.00	0.00	1,282.00	12.45	0.00	9,018.00
10 6941 000 319	PROFESSIONAL SERVICES	4,000.00	0.00	0.00	0.00	0.00	4,000.00
10 6941 000 334	TRAVEL	0.00	240.00	240.00	0.00	0.00	(240.00)
10 6941 000 339	OTHER TRANSPORTATION SERVICES	18,000.00	0.00	0.00	0.00	0.00	18,000.00
10 6941 000 411	NON-TECHNOLOGY SUPPLIES	3,000.00	0.00	50.89	1.70	0.00	2,949.11
10 6941 000 640	DUES & FEES	2,000.00	424.00	549.00	27.45	0.00	1,451.00
10 6941 000 691	CONTINGENCY-NAT'L TOURNEY	2,500.00	0.00	0.00	0.00	0.00	2,500.00
		29,500.00	664.00	839.89	2.85	0.00	28,660.11
000 DISTRICT WIDE		29,500.00	664.00	839.89	2.85	0.00	28,660.11
6941 DEBATE		29,500.00	664.00	839.89	2.85	0.00	28,660.11
6942 QUIZ BOWL		29,500.00	664.00	839.89	2.85	0.00	28,660.11
000 DISTRICT WIDE		29,500.00	664.00	839.89	2.85	0.00	28,660.11
10 6942 000 339	OTHER TRANSPORTATION SERVICES	2,000.00	0.00	0.00	0.00	0.00	2,000.00
		2,000.00	0.00	0.00	0.00	0.00	2,000.00
000 DISTRICT WIDE		2,000.00	0.00	0.00	0.00	0.00	2,000.00
6942 QUIZ BOWL		2,000.00	0.00	0.00	0.00	0.00	2,000.00
000 DISTRICT WIDE		2,000.00	0.00	0.00	0.00	0.00	2,000.00
6951 PUBLICATIONS-TIGER STRIPES		2,000.00	0.00	0.00	0.00	0.00	2,000.00



Account Number	Account Description	Current Budget	Expended During Month	Year to Date Expenditures	% of Budget Expended	Outstanding Encumbrances	Uncommitted Funds
<b>000</b>	<b>DISTRICT WIDE</b>						
10 6951 000 339	OTHER TRANSPORTATION SERVICES	1,200.00	0.00	0.00	0.00	0.00	1,200.00
10 6951 000 411	NON-TECHNOLOGY SUPPLIES	7,700.00	541.11	541.11	115.58	8,358.89	(1,200.00)
		8,900.00	541.11	541.11	100.00	8,358.89	0.00
000	DISTRICT WIDE	8,900.00	541.11	541.11	100.00	8,358.89	0.00
6951	PUBLICATIONS-TIGER STRIPES	8,900.00	541.11	541.11	100.00	8,358.89	0.00
<b>6952</b>	<b>PUBLICATIONS-YEARBOOK</b>						
<b>000</b>	<b>DISTRICT WIDE</b>						
10 6952 000 339	OTHER TRANSPORTATION SERVICES	1,000.00	0.00	0.00	0.00	0.00	1,000.00
10 6952 000 411	NON-TECHNOLOGY SUPPLIES	25,000.00	3,004.46	3,029.46	12.12	0.00	21,970.54
		26,000.00	3,004.46	3,029.46	11.65	0.00	22,970.54
000	DISTRICT WIDE	26,000.00	3,004.46	3,029.46	11.65	0.00	22,970.54
6952	PUBLICATIONS-YEARBOOK	26,000.00	3,004.46	3,029.46	11.65	0.00	22,970.54
<b>6953</b>	<b>DRAMA</b>						
<b>000</b>	<b>DISTRICT WIDE</b>						
10 6953 000 339	OTHER TRANSPORTATION SERVICES	3,500.00	0.00	0.00	0.00	0.00	3,500.00
10 6953 000 411	NON-TECHNOLOGY SUPPLIES	7,500.00	390.00	390.00	5.20	0.00	7,110.00
10 6953 000 640	DUES & FEES	100.00	0.00	0.00	0.00	0.00	100.00
		11,100.00	390.00	390.00	3.51	0.00	10,710.00
000	DISTRICT WIDE	11,100.00	390.00	390.00	3.51	0.00	10,710.00
<b>600</b>	<b>MIDDLE SCHOOL</b>						
10 6953 600 411	NON-TECHNOLOGY SUPPLIES	2,500.00	0.00	0.00	0.00	0.00	2,500.00
		2,500.00	0.00	0.00	0.00	0.00	2,500.00
600	MIDDLE SCHOOL	2,500.00	0.00	0.00	0.00	0.00	2,500.00
6953	DRAMA	13,600.00	390.00	390.00	2.87	0.00	13,210.00
10	GENERAL FUND	20,960,000.00	1,630,020.12	3,050,846.95	14.74	39,342.65	17,869,810.40

Account Number	Account Description	Current Budget	Expended During Month	Year to Date Expenditures	% of Budget Expended	Outstanding Encumbrances	Uncommitted Funds
<b>21</b>	<b>CAPITAL OUTLAY FUND</b>						
<b>1111</b>	<b>ELEMENTARY SCHOOLS</b>						
<b>511</b>	<b>BUCHANAN ELEMENTARY</b>						
21 1111 511 479	SUPPLIES (NON-CONSUM)	15,000.00	0.00	0.00	0.00	0.00	15,000.00
		15,000.00	0.00	0.00	0.00	0.00	15,000.00
		15,000.00	0.00	0.00	0.00	0.00	15,000.00
		15,000.00	0.00	0.00	0.00	0.00	15,000.00
<b>512</b>	<b>HURON COLONY ELEMENTARY</b>						
21 1111 512 479	SUPPLIES (NON-CONSUM)	2,500.00	0.00	0.00	0.00	0.00	2,500.00
		2,500.00	0.00	0.00	0.00	0.00	2,500.00
		2,500.00	0.00	0.00	0.00	0.00	2,500.00
		2,500.00	0.00	0.00	0.00	0.00	2,500.00
<b>514</b>	<b>MADISON ELEMENTARY</b>						
21 1111 514 479	SUPPLIES (NON-CONSUM)	14,000.00	1,272.31	3,236.05	23.11	0.00	10,763.95
		14,000.00	1,272.31	3,236.05	23.11	0.00	10,763.95
		14,000.00	1,272.31	3,236.05	23.11	0.00	10,763.95
		14,000.00	1,272.31	3,236.05	23.11	0.00	10,763.95
<b>516</b>	<b>WASHINGTON ELEMENTARY</b>						
21 1111 516 479	SUPPLIES (NON-CONSUM)	12,000.00	0.00	0.00	0.00	0.00	12,000.00
		12,000.00	0.00	0.00	0.00	0.00	12,000.00
		12,000.00	0.00	0.00	0.00	0.00	12,000.00
		12,000.00	0.00	0.00	0.00	0.00	12,000.00
<b>518</b>	<b>RIVERSIDE COLONY ELEMENTARY</b>						
21 1111 518 479	SUPPLIES (NON-CONSUM)	2,500.00	0.00	0.00	0.00	0.00	2,500.00
		2,500.00	0.00	0.00	0.00	0.00	2,500.00
		2,500.00	0.00	0.00	0.00	0.00	2,500.00
		2,500.00	0.00	0.00	0.00	0.00	2,500.00
<b>518</b>	<b>RIVERSIDE COLONY ELEMENTARY</b>						
21 1111 518 479	SUPPLIES (NON-CONSUM)	2,500.00	0.00	0.00	0.00	0.00	2,500.00
		2,500.00	0.00	0.00	0.00	0.00	2,500.00
		2,500.00	0.00	0.00	0.00	0.00	2,500.00
		2,500.00	0.00	0.00	0.00	0.00	2,500.00
<b>599</b>	<b>ELEMENTARY CURRICULUM</b>						
21 1111 599 479	SUPPLIES (NON-CONSUM)	2,500.00	0.00	0.00	0.00	0.00	2,500.00
		2,500.00	0.00	0.00	0.00	0.00	2,500.00
		2,500.00	0.00	0.00	0.00	0.00	2,500.00
		2,500.00	0.00	0.00	0.00	0.00	2,500.00

Expenditure Report by Function  
09/2019

Account Number	Account Description	Current Budget	Expended During Month	Year to Date Expenditures	% of Budget Expended	Outstanding Encumbrances	Uncommitted Funds
21 1111 599 421	PRINTED TEXTBOOKS	0.00	0.00	0.00	0.00	0.00	0.00
		0.00	0.00	0.00	0.00	0.00	0.00
		0.00	0.00	0.00	0.00	0.00	0.00
<b>000 DISTRICT</b>							
<b>001 BUCHANAN</b>							
21 1111 599 421 000 001	PRINTED TEXTBOOKS	50,000.00	0.00	0.00	0.00	0.00	50,000.00
001 BUCHANAN		50,000.00	0.00	0.00	0.00	0.00	50,000.00
<b>004 MADISON</b>							
21 1111 599 421 000 004	PRINTED TEXTBOOKS	50,000.00	550.12	550.12	1.10	0.00	49,449.88
004 MADISON		50,000.00	550.12	550.12	1.10	0.00	49,449.88
<b>006 WASHINGTON</b>							
21 1111 599 421 000 006	PRINTED TEXTBOOKS	50,000.00	0.00	1,075.59	2.15	0.00	48,924.41
006 WASHINGTON		50,000.00	0.00	1,075.59	2.15	0.00	48,924.41
000 DISTRICT		150,000.00	550.12	1,625.71	1.08	0.00	148,374.29
599 ELEMENTARY CURRICULUM		150,000.00	550.12	1,625.71	1.08	0.00	148,374.29
<b>810 TECHNOLOGY</b>							
<b>000 DISTRICT</b>							
<b>001 BUCHANAN</b>							
21 1111 810 471 000 001	COMPUTER EQUIPMENT (NON-CAP)	23,000.00	0.00	4,637.09	20.16	0.00	18,362.91
001 BUCHANAN		23,000.00	0.00	4,637.09	20.16	0.00	18,362.91
<b>004 MADISON</b>							
21 1111 810 471 000 004	COMPUTER EQUIPMENT (NON-CAP)	23,000.00	0.00	4,637.09	20.16	0.00	18,362.91
004 MADISON		23,000.00	0.00	4,637.09	20.16	0.00	18,362.91
<b>006 WASHINGTON</b>							
21 1111 810 471 000 006	COMPUTER EQUIPMENT (NON-CAP)	23,000.00	0.00	10,541.09	45.83	0.00	12,458.91
006 WASHINGTON		23,000.00	0.00	10,541.09	45.83	0.00	12,458.91
000 DISTRICT		69,000.00	0.00	19,815.27	28.72	0.00	49,184.73
810 TECHNOLOGY		69,000.00	0.00	19,815.27	28.72	0.00	49,184.73
1111 ELEMENTARY SCHOOLS		265,000.00	1,822.43	24,677.03	9.31	0.00	240,322.97
<b>1121 MIDDLE SCHOOL</b>							
<b>600 MIDDLE SCHOOL</b>							
21 1121 600 479	SUPPLIES (NON-CONSUM)	19,000.00	0.00	3,467.00	18.25	0.00	15,533.00
		19,000.00	0.00	3,467.00	18.25	0.00	15,533.00
		19,000.00	0.00	3,467.00	18.25	0.00	15,533.00
600 MIDDLE SCHOOL		19,000.00	0.00	3,467.00	18.25	0.00	15,533.00
<b>699 MS CURRICULUM</b>							

Expenditure Report by Function  
09/2019

Account Number	Account Description	Current Budget	Expended During Month	Year to Date Expenditures	% of Budget Expended	Outstanding Encumbrances	Uncommitted Funds
21 1121 699 421	PRINTED TEXTBOOKS	75,000.00	1,158.70	2,689.59	3.59	0.00	72,310.41
		75,000.00	1,158.70	2,689.59	3.59	0.00	72,310.41
699 MS CURRICULUM		75,000.00	1,158.70	2,689.59	3.59	0.00	72,310.41
<b>810 TECHNOLOGY</b>							
21 1121 810 471	COMPUTER EQUIPMENT (NON-CAP)	70,000.00	8,070.00	72,421.00	103.46	0.00	(2,421.00)
		70,000.00	8,070.00	72,421.00	103.46	0.00	(2,421.00)
810 TECHNOLOGY		70,000.00	8,070.00	72,421.00	103.46	0.00	(2,421.00)
1121 MIDDLE SCHOOL		70,000.00	8,070.00	72,421.00	103.46	0.00	(2,421.00)
<b>1131 HIGH SCHOOL</b>							
<b>700 HIGH SCHOOL</b>							
21 1131 700 479	SUPPLIES (NON-CONSUM)	31,000.00	0.00	1,276.40	4.12	0.00	29,723.60
21 1131 700 549	OTHER EQUIPMENT	0.00	0.00	2,995.00	0.00	0.00	(2,995.00)
		31,000.00	0.00	4,271.40	13.78	0.00	26,728.60
700 HIGH SCHOOL		31,000.00	0.00	4,271.40	13.78	0.00	26,728.60
<b>770 VOCATIONAL SCHOOL</b>							
21 1131 770 479	SUPPLIES (NON-CONSUM)	11,000.00	0.00	0.00	0.00	0.00	11,000.00
21 1131 770 549	OTHER EQUIPMENT	0.00	0.00	1,000.00	0.00	0.00	(1,000.00)
		11,000.00	0.00	1,000.00	9.09	0.00	10,000.00
770 VOCATIONAL SCHOOL		11,000.00	0.00	1,000.00	9.09	0.00	10,000.00
<b>791 PRIDE HIGH</b>							
21 1131 791 479	SUPPLIES (NON-CONSUM)	2,000.00	0.00	0.00	0.00	0.00	2,000.00
		2,000.00	0.00	0.00	0.00	0.00	2,000.00
791 PRIDE HIGH		2,000.00	0.00	0.00	0.00	0.00	2,000.00
<b>799 HS CURRICULUM</b>							
21 1131 799 421	PRINTED TEXTBOOKS	100,000.00	1,905.75	6,106.02	6.11	0.00	93,893.98

Account Number Account Description

Account Number	Account Description	Current Budget	Expended During Month	Year to Date Expenditures	% of Budget Expended	Outstanding Encumbrances	Uncommitted Funds
799	HS CURRICULUM	100,000.00	1,905.75	6,106.02	6.11	0.00	93,893.98
<b>810</b>	<b>TECHNOLOGY</b>						
21 1131 810 471	COMPUTER EQUIPMENT (NON-CAP)	25,000.00	0.00	18,139.49	72.56	0.00	6,860.51
21 1131 810 472	COMPUTER SOFTWARE	6,000.00	0.00	0.00	0.00	0.00	6,000.00
		31,000.00	0.00	18,139.49	58.51	0.00	12,860.51
810	TECHNOLOGY	31,000.00	0.00	18,139.49	58.51	0.00	12,860.51
1131	HIGH SCHOOL	31,000.00	0.00	18,139.49	58.51	0.00	12,860.51
<b>1221</b>	<b>MILD TO MODERATE DISABILITIES</b>						
<b>000</b>	<b>DISTRICT WIDE</b>	175,000.00	1,905.75	29,516.91	16.87	0.00	145,483.09
21 1221 000 479	SUPPLIES (NON-CONSUM)	2,000.00	0.00	0.00	0.00	0.00	2,000.00
21 1221 000 549	OTHER EQUIPMENT	0.00	3,200.00	3,200.00	0.00	0.00	(3,200.00)
		2,000.00	3,200.00	3,200.00	160.00	0.00	(1,200.00)
000	DISTRICT WIDE	2,000.00	3,200.00	3,200.00	160.00	0.00	(1,200.00)
<b>800</b>	<b>OUR HOME PROGRAMS</b>						
21 1221 800 479	SUPPLIES (NON-CONSUM)	2,000.00	0.00	0.00	0.00	0.00	2,000.00
		2,000.00	0.00	0.00	0.00	0.00	2,000.00
800	OUR HOME PROGRAMS	2,000.00	0.00	0.00	0.00	0.00	2,000.00
1221	MILD TO MODERATE DISABILITIES	2,000.00	0.00	0.00	0.00	0.00	2,000.00
<b>2212</b>	<b>INST &amp; CURRICULUM DEVELOPMENT</b>						
<b>000</b>	<b>DISTRICT WIDE</b>	4,000.00	3,200.00	3,200.00	80.00	0.00	800.00
21 2212 000 479	SUPPLIES (NON-CONSUM)	2,000.00	0.00	999.00	49.95	0.00	1,001.00
		2,000.00	0.00	999.00	49.95	0.00	1,001.00
000	DISTRICT WIDE	2,000.00	0.00	999.00	49.95	0.00	1,001.00
2212	INST & CURRICULUM DEVELOPMENT	2,000.00	0.00	999.00	49.95	0.00	1,001.00
<b>2222</b>	<b>LIBRARY SERVICES</b>						
<b>000</b>	<b>DISTRICT WIDE</b>	2,000.00	0.00	999.00	49.95	0.00	1,001.00

Account Number	Account Description	Current Budget	Expended During Month	Year to Date Expenditures	% of Budget Expended	Outstanding Encumbrances	Uncommitted Funds
21 2222 000 479	SUPPLIES (NON-CONSUM)	0.00	0.00	4,659.10	0.00	0.00	(4,659.10)
21 2222 000 549	OTHER EQUIPMENT	10,000.00	0.00	0.00	0.00	0.00	10,000.00
		10,000.00	0.00	4,659.10	46.59	0.00	5,340.90
000	DISTRICT WIDE	10,000.00	0.00	4,659.10	46.59	0.00	5,340.90
511	BUCHANAN ELEMENTARY						
21 2222 511 560	LIBRARY MEDIA	10,000.00	1,194.01	1,981.93	23.49	367.39	7,650.68
		10,000.00	1,194.01	1,981.93	23.49	367.39	7,650.68
511	BUCHANAN ELEMENTARY	10,000.00	1,194.01	1,981.93	23.49	367.39	7,650.68
512	HURON COLONY ELEMENTARY						
21 2222 512 560	LIBRARY MEDIA	1,500.00	0.00	0.00	0.00	0.00	1,500.00
		1,500.00	0.00	0.00	0.00	0.00	1,500.00
512	HURON COLONY ELEMENTARY	1,500.00	0.00	0.00	0.00	0.00	1,500.00
514	MADISON ELEMENTARY						
21 2222 514 560	LIBRARY MEDIA	10,000.00	1,046.43	1,046.43	12.52	205.45	8,748.12
		10,000.00	1,046.43	1,046.43	12.52	205.45	8,748.12
514	MADISON ELEMENTARY	10,000.00	1,046.43	1,046.43	12.52	205.45	8,748.12
516	WASHINGTON ELEMENTARY						
21 2222 516 560	LIBRARY MEDIA	10,000.00	0.00	310.00	3.10	0.00	9,690.00
		10,000.00	0.00	310.00	3.10	0.00	9,690.00
516	WASHINGTON ELEMENTARY	10,000.00	0.00	310.00	3.10	0.00	9,690.00
518	RIVERSIDE COLONY ELEMENTARY						
21 2222 518 560	LIBRARY MEDIA	1,500.00	0.00	0.00	1.83	27.50	1,472.50
		1,500.00	0.00	0.00	1.83	27.50	1,472.50
		1,500.00	0.00	0.00	1.83	27.50	1,472.50

Account Number	Account Description	Current Budget	Expended During Month	Year to Date Expenditures	% of Budget Expended	Outstanding Encumbrances	Uncommitted Funds
518	RIVERSIDE COLONY ELEMENTARY	1,500.00	0.00	0.00	1.83	27.50	1,472.50
<b>600</b>	<b>MIDDLE SCHOOL</b>						
21 2222 600 560	LIBRARY MEDIA	15,000.00	660.00	2,811.37	18.74	0.00	12,188.63
		15,000.00	660.00	2,811.37	18.74	0.00	12,188.63
		15,000.00	660.00	2,811.37	18.74	0.00	12,188.63
		15,000.00	660.00	2,811.37	18.74	0.00	12,188.63
<b>700</b>	<b>HIGH SCHOOL</b>						
21 2222 700 560	LIBRARY MEDIA	20,000.00	0.00	0.00	0.00	0.00	20,000.00
		20,000.00	0.00	0.00	0.00	0.00	20,000.00
		20,000.00	0.00	0.00	0.00	0.00	20,000.00
		20,000.00	0.00	0.00	0.00	0.00	20,000.00
<b>2222</b>	<b>LIBRARY SERVICES</b>						
78,000.00		78,000.00	2,900.44	10,808.83	14.63	600.34	66,590.83
<b>2227</b>	<b>TECHNOLOGY IN SCHOOL</b>						
<b>000</b>	<b>DISTRICT WIDE</b>						
21 2227 000 471	COMPUTER EQUIPMENT (NON-CAP)	80,000.00	0.00	9,786.00	12.23	0.00	70,214.00
21 2227 000 472	COMPUTER SOFTWARE	25,000.00	0.00	31,835.00	127.34	0.00	(6,835.00)
		105,000.00	0.00	41,621.00	39.64	0.00	63,379.00
		105,000.00	0.00	41,621.00	39.64	0.00	63,379.00
		105,000.00	0.00	41,621.00	39.64	0.00	63,379.00
		105,000.00	0.00	41,621.00	39.64	0.00	63,379.00
<b>2311</b>	<b>BOARD OF EDUCATION</b>						
<b>000</b>	<b>DISTRICT WIDE</b>						
21 2311 000 549	OTHER EQUIPMENT	5,000.00	1,880.15	1,880.15	37.60	0.00	3,119.85
		5,000.00	1,880.15	1,880.15	37.60	0.00	3,119.85
		5,000.00	1,880.15	1,880.15	37.60	0.00	3,119.85
		5,000.00	1,880.15	1,880.15	37.60	0.00	3,119.85
		5,000.00	1,880.15	1,880.15	37.60	0.00	3,119.85
<b>2321</b>	<b>OFFICE OF SUPERINTENDENT</b>						
<b>000</b>	<b>DISTRICT WIDE</b>						
21 2321 000 479	SUPPLIES (NON-CONSUM)	2,000.00	0.00	0.00	0.00	0.00	2,000.00

Account Number Account Description

Account Number	Account Description	Current Budget	Expended During Month	Year to Date Expenditures	% of Budget Expended	Outstanding Encumbrances	Uncommitted Funds
000	DISTRICT WIDE	2,000.00	0.00	0.00	0.00	0.00	2,000.00
2321	OFFICE OF SUPERINTENDENT	2,000.00	0.00	0.00	0.00	0.00	2,000.00
2490	OTHER SUPPORT SERVICES-SCH ADM	2,000.00	0.00	0.00	0.00	0.00	2,000.00
000	DISTRICT WIDE	2,000.00	0.00	0.00	0.00	0.00	2,000.00
21 2490 000 479	SUPPLIES (NON-CONSUM)	7,000.00	0.00	0.00	0.00	0.00	7,000.00
000	DISTRICT WIDE	7,000.00	0.00	0.00	0.00	0.00	7,000.00
350	ESL	7,000.00	0.00	0.00	0.00	0.00	7,000.00
21 2490 350 479	SUPPLIES (NON-CONSUM)	2,000.00	0.00	360.71	18.04	0.00	1,639.29
000	DISTRICT WIDE	2,000.00	0.00	360.71	18.04	0.00	1,639.29
350	ESL	2,000.00	0.00	360.71	18.04	0.00	1,639.29
2490	OTHER SUPPORT SERVICES-SCH ADM	2,000.00	0.00	360.71	18.04	0.00	1,639.29
2529	FISCAL SERVICES	9,000.00	0.00	360.71	4.01	0.00	8,639.29
000	DISTRICT WIDE	9,000.00	0.00	360.71	4.01	0.00	8,639.29
21 2529 000 479	SUPPLIES (NON-CONSUM)	5,000.00	0.00	0.00	0.00	0.00	5,000.00
000	DISTRICT WIDE	5,000.00	0.00	0.00	0.00	0.00	5,000.00
2529	FISCAL SERVICES	5,000.00	0.00	0.00	0.00	0.00	5,000.00
2535	CONSTRUCTION AND IMPROVEMENTS	5,000.00	0.00	0.00	0.00	0.00	5,000.00
000	DISTRICT WIDE	5,000.00	0.00	0.00	0.00	0.00	5,000.00
21 2535 000 319	PROFESSIONAL SERVICES	0.00	5,174.50	16,968.98	0.00	0.00	(16,968.98)
21 2535 000 323	REPAIRS & MNTNCE	0.00	3,761.51	135,144.96	0.00	1,799.97	(136,944.93)
000	DISTRICT WIDE	0.00	8,936.01	152,113.94	0.00	1,799.97	(153,913.91)
700	HIGH SCHOOL	0.00	8,936.01	152,113.94	0.00	1,799.97	(153,913.91)



Account Number	Account Description	Current Budget	Expended During Month	Year to Date Expenditures	% of Budget Expended	Outstanding Encumbrances	Uncommitted Funds
21 2535 700 319	PROFESSIONAL SERVICES	0.00	52,412.50	58,478.08	0.00	0.00	(58,478.08)
21 2535 700 323	REPAIRS & MTNCE	0.00	55,431.00	152,556.73	0.00	0.00	(152,556.73)
21 2535 700 520	BUILDINGS	6,600,000.00	0.00	0.00	0.00	0.00	6,600,000.00
		6,600,000.00	107,843.50	211,034.81	3.20	0.00	6,388,965.19
700	HIGH SCHOOL	6,600,000.00	107,843.50	211,034.81	3.20	0.00	6,388,965.19
2535	CONSTRUCTION AND IMPROVEMENTS	6,600,000.00	107,843.50	211,034.81	3.20	0.00	6,388,965.19
<b>2541</b>	<b>OPER &amp; MAINTENANCE DIRECTOR</b>	6,600,000.00	116,779.51	363,148.75	5.53	1,799.97	6,235,051.28
<b>000</b>	<b>DISTRICT WIDE</b>						
21 2541 000 479	SUPPLIES (NON-CONSUM)	2,000.00	0.00	0.00	0.00	0.00	2,000.00
		2,000.00	0.00	0.00	0.00	0.00	2,000.00
		2,000.00	0.00	0.00	0.00	0.00	2,000.00
		2,000.00	0.00	0.00	0.00	0.00	2,000.00
		2,000.00	0.00	0.00	0.00	0.00	2,000.00
<b>000</b>	<b>DISTRICT WIDE</b>						
2541	OPER & MAINTENANCE DIRECTOR	250,000.00	600.00	31,785.27	12.71	0.00	218,214.73
<b>2542</b>	<b>CARE/UPKEEP OF BUILDINGS</b>	30,000.00	0.00	1,220.00	4.07	0.00	28,780.00
<b>000</b>	<b>DISTRICT WIDE</b>	280,000.00	600.00	33,005.27	11.79	0.00	246,994.73
		280,000.00	600.00	33,005.27	11.79	0.00	246,994.73
		280,000.00	600.00	33,005.27	11.79	0.00	246,994.73
<b>011</b>	<b>LED LIGHTING</b>						
21 2542 011 323	REPAIRS & MTNCE	0.00	0.00	0.00	0.00	0.00	0.00
		0.00	0.00	0.00	0.00	0.00	0.00
		0.00	0.00	0.00	0.00	0.00	0.00
		0.00	0.00	0.00	0.00	0.00	0.00
		0.00	0.00	0.00	0.00	0.00	0.00
<b>2542</b>	<b>CARE/UPKEEP OF BUILDINGS</b>	280,000.00	600.00	33,005.27	11.79	0.00	246,994.73
<b>000</b>	<b>DISTRICT WIDE</b>						
21 2543 000 323	REPAIRS & MTNCE	150,000.00	0.00	96,665.71	64.44	0.00	53,334.29
21 2543 000 549	OTHER EQUIPMENT	75,000.00	0.00	0.00	0.00	0.00	75,000.00

**Expenditure Report by Function**  
 09/2019

Account Number	Account Description	Current Budget	Expended During Month	Year to Date Expenditures	% of Budget Expended	Outstanding Encumbrances	Uncommitted Funds
000	DISTRICT WIDE	225,000.00	0.00	96,665.71	42.96	0.00	128,334.29
2543	CARE/UPKEEP OF GROUNDS	225,000.00	0.00	96,665.71	42.96	0.00	128,334.29
<b>2551</b>	<b>PUPIL TRANSPORTATION DIRECTOR</b>	225,000.00	0.00	96,665.71	42.96	0.00	128,334.29
<b>000</b>	<b>DISTRICT WIDE</b>	225,000.00	0.00	96,665.71	42.96	0.00	128,334.29
21 2551 000 479	SUPPLIES (NON-CONSUM)	2,000.00	0.00	0.00	0.00	0.00	2,000.00
		2,000.00	0.00	0.00	0.00	0.00	2,000.00
000	DISTRICT WIDE	2,000.00	0.00	0.00	0.00	0.00	2,000.00
2551	PUPIL TRANSPORTATION DIRECTOR	2,000.00	0.00	0.00	0.00	0.00	2,000.00
<b>2552</b>	<b>VEHICLE OPERATION SERVICES</b>	2,000.00	0.00	0.00	0.00	0.00	2,000.00
<b>000</b>	<b>DISTRICT WIDE</b>	2,000.00	0.00	0.00	0.00	0.00	2,000.00
21 2552 000 472	COMPUTER SOFTWARE	6,000.00	0.00	0.00	0.00	0.00	6,000.00
21 2552 000 550	VEHICLES (LICENSED)	220,000.00	0.00	166,580.00	75.72	0.00	53,420.00
		226,000.00	0.00	166,580.00	73.71	0.00	59,420.00
000	DISTRICT WIDE	226,000.00	0.00	166,580.00	73.71	0.00	59,420.00
2552	VEHICLE OPERATION SERVICES	226,000.00	0.00	166,580.00	73.71	0.00	59,420.00
<b>2569</b>	<b>FOOD SERVICES</b>	226,000.00	0.00	166,580.00	73.71	0.00	59,420.00
<b>000</b>	<b>DISTRICT WIDE</b>	226,000.00	0.00	166,580.00	73.71	0.00	59,420.00
21 2569 000 479	SUPPLIES (NON-CONSUM)	0.00	0.00	0.00	0.00	11,672.13	(11,672.13)
21 2569 000 549	OTHER EQUIPMENT	25,000.00	0.00	0.00	0.00	0.00	25,000.00
		25,000.00	0.00	0.00	46.69	11,672.13	13,327.87
000	DISTRICT WIDE	25,000.00	0.00	0.00	46.69	11,672.13	13,327.87
2569	FOOD SERVICES	25,000.00	0.00	0.00	46.69	11,672.13	13,327.87
<b>2574</b>	<b>PRINTING-DUPLICATING SVC</b>	25,000.00	0.00	0.00	46.69	11,672.13	13,327.87
<b>000</b>	<b>DISTRICT WIDE</b>	25,000.00	0.00	0.00	46.69	11,672.13	13,327.87
21 2574 000 479	SUPPLIES (NON-CONSUM)	25,000.00	0.00	0.00	0.00	0.00	25,000.00
		25,000.00	0.00	0.00	0.00	0.00	25,000.00
000	DISTRICT WIDE	25,000.00	0.00	0.00	0.00	0.00	25,000.00

**Expenditure Report by Function**  
09/2019

Account Number	Account Description	Current Budget	Expended During Month	Year to Date Expenditures	% of Budget Expended	Outstanding Encumbrances	Uncommitted Funds
000	DISTRICT WIDE	25,000.00	0.00	0.00	0.00	0.00	25,000.00
2574	PRINTING-DUPLICATING SVC	25,000.00	0.00	0.00	0.00	0.00	25,000.00
<b>5000</b>	<b>DEBT SERVICE</b>						
<b>000</b>	<b>DISTRICT WIDE</b>						
21 5000 000 611	REDEMPTION OF PRINCIPAL	830,000.00	30,000.00	175,940.00	21.20	0.00	654,060.00
21 5000 000 612	INTEREST	321,000.00	0.00	0.00	0.00	0.00	321,000.00
21 5000 000 613	FISCAL AGENT FEES	2,000.00	0.00	0.00	0.00	0.00	2,000.00
		<b>1,153,000.00</b>	<b>30,000.00</b>	<b>175,940.00</b>	<b>15.26</b>	<b>0.00</b>	<b>977,060.00</b>
000	DISTRICT WIDE	1,153,000.00	30,000.00	175,940.00	15.26	0.00	977,060.00
5000	DEBT SERVICE	1,153,000.00	30,000.00	175,940.00	15.26	0.00	977,060.00
<b>6910</b>	<b>COMBINED CO-CURR ACTIVITIES</b>						
<b>000</b>	<b>DISTRICT WIDE</b>						
21 6910 000 479	SUPPLIES (NON-CONSUM)	20,000.00	808.75	808.75	36.05	6,402.00	12,789.25
		20,000.00	808.75	808.75	36.05	6,402.00	12,789.25
000	DISTRICT WIDE	20,000.00	808.75	808.75	36.05	6,402.00	12,789.25
6910	COMBINED CO-CURR ACTIVITIES	20,000.00	808.75	808.75	36.05	6,402.00	12,789.25
<b>6931</b>	<b>ELEMENTARY MUSIC</b>						
<b>000</b>	<b>DISTRICT WIDE</b>						
21 6931 000 479	SUPPLIES (NON-CONSUM)	100,000.00	0.00	0.00	0.00	0.00	100,000.00
		100,000.00	0.00	0.00	0.00	0.00	100,000.00
000	DISTRICT WIDE	100,000.00	0.00	0.00	0.00	0.00	100,000.00
6931	ELEMENTARY MUSIC	100,000.00	0.00	0.00	0.00	0.00	100,000.00
<b>8110</b>	<b>TRANSFER OUT</b>						
<b>000</b>	<b>DISTRICT WIDE</b>						
21 8110 000 690	TRANSFER OUT	746,000.00	0.00	0.00	0.00	0.00	746,000.00
		746,000.00	0.00	0.00	0.00	0.00	746,000.00
000	DISTRICT WIDE	746,000.00	0.00	0.00	0.00	0.00	746,000.00
8110	TRANSFER OUT	746,000.00	0.00	0.00	0.00	0.00	746,000.00

**Expenditure Report by Function**

09/2019

Account Number	Account Description	Current Budget	Expended During Month	Year to Date Expenditures	% of Budget Expended	Outstanding Encumbrances	Uncommitted Funds
21	CAPITAL OUTLAY FUND	10,218,000.00	169,125.73	1,027,789.70	10.26	20,474.44	9,169,735.86

Expenditure Report by Function  
09/2019

Account Number	Account Description	Current Budget	Expended During Month	Year to Date Expenditures	% of Budget Expended	Outstanding Encumbrances	Uncommitted Funds
<b>22</b>	<b>SPECIAL EDUCATION FUND</b>						
<b>1221</b>	<b>MILD TO MODERATE DISABILITIES</b>						
<b>000</b>	<b>DISTRICT WIDE</b>						
22 1221 000 111	CERTIFIED SALARIES	352,000.00	28,530.81	35,485.02	10.08	0.00	316,514.98
22 1221 000 112	PARAPROFESSIONAL SALARIES	140,000.00	1,806.31	3,212.19	2.29	0.00	136,787.81
22 1221 000 125	SUBSTITUTE SALARIES	6,200.00	0.00	0.00	0.00	0.00	6,200.00
22 1221 000 210	SOCIAL SECURITY	38,200.00	2,228.93	2,868.48	7.51	0.00	35,331.52
22 1221 000 220	RETIREMENT	29,900.00	1,787.87	2,289.48	7.66	0.00	27,610.52
22 1221 000 230	HEALTH INSURANCE	94,000.00	4,365.98	4,540.11	4.83	0.00	89,459.89
22 1221 000 240	WORKMENS COMPENSATION	1,700.00	147.26	186.30	10.96	0.00	1,513.70
22 1221 000 319	PROFESSIONAL SERVICES	4,000.00	0.00	2,200.00	55.00	0.00	1,800.00
22 1221 000 334	TRAVEL	3,000.00	0.00	93.66	3.12	0.00	2,906.34
22 1221 000 340	COMMUNICATION	1,000.00	176.82	380.10	38.01	0.00	619.90
22 1221 000 411	NON-TECHNOLOGY SUPPLIES	8,000.00	681.27	1,714.18	21.43	0.00	6,285.82
22 1221 000 412	TECHNOLOGY SUPPLIES	1,900.00	0.00	112.49	5.92	0.00	1,787.51
		679,900.00	39,725.25	53,082.01	7.81	0.00	626,817.99
<b>000</b>	<b>DISTRICT WIDE</b>	679,900.00	39,725.25	53,082.01	7.81	0.00	626,817.99
<b>301</b>	<b>STATE</b>	679,900.00	39,725.25	53,082.01	7.81	0.00	626,817.99
22 1221 301 210	SOCIAL SECURITY	0.00	0.00	0.00	0.00	0.00	0.00
22 1221 301 230	HEALTH INSURANCE	0.00	0.00	0.00	0.00	0.00	0.00
22 1221 301 334	TRAVEL	0.00	0.00	0.00	0.00	0.00	0.00
22 1221 301 340	COMMUNICATION	0.00	0.00	0.00	0.00	0.00	0.00
		0.00	0.00	0.00	0.00	0.00	0.00
		0.00	0.00	0.00	0.00	0.00	0.00
		0.00	0.00	0.00	0.00	0.00	0.00
<b>901</b>	<b>IDEA 611 PRIVATE SCHOOL</b>						
<b>000</b>	<b>DISTRICT</b>						
<b>005</b>	<b>HOLY TRINITY</b>						
22 1221 901 111 000 005	CERTIFIED SALARIES	10,000.00	556.71	556.71	5.57	0.00	9,443.29
22 1221 901 125 000 005	SUBSTITUTE SALARIES	100.00	0.00	0.00	0.00	0.00	100.00
22 1221 901 210 000 005	SOCIAL SECURITY	800.00	41.45	41.45	5.18	0.00	758.55
22 1221 901 220 000 005	RETIREMENT	700.00	33.40	33.40	4.77	0.00	666.60
22 1221 901 230 000 005	HEALTH INSURANCE	1,500.00	110.29	110.29	7.35	0.00	1,389.71
22 1221 901 240 000 005	WORKERS' COMPENSATION	100.00	2.60	2.60	2.60	0.00	97.40
22 1221 901 411 000 005	NON-TECHNOLOGY SUPPLIES	3,000.00	0.00	0.00	0.00	0.00	3,000.00
22 1221 901 412 000 005	TECHNOLOGY SUPPLIES	500.00	0.00	0.00	0.00	0.00	500.00
		16,700.00	744.45	744.45	4.46	0.00	15,955.55

**Expenditure Report by Function**  
09/2019

Account Number	Account Description	Current Budget	Expended During Month	Year to Date Expenditures	% of Budget Expended	Outstanding Encumbrances	Uncommitted Funds
<b>011 JAMES VALLEY</b>							
22 1221 901 111 000 011	CERTIFIED SALARIES	10,000.00	556.71	556.71	5.57	0.00	9,443.29
22 1221 901 125 000 011	SUBSTITUTE SALARIES	100.00	0.00	0.00	0.00	0.00	100.00
22 1221 901 210 000 011	SOCIAL SECURITY	800.00	41.44	41.44	5.18	0.00	758.56
22 1221 901 220 000 011	RETIREMENT	700.00	33.41	33.41	4.77	0.00	666.59
22 1221 901 230 000 011	HEALTH INSURANCE	1,500.00	110.30	110.30	7.35	0.00	1,389.70
22 1221 901 240 000 011	WORKERS' COMPENSATION	100.00	2.60	2.60	2.60	0.00	97.40
22 1221 901 411 000 011	NON-TECHNOLOGY SUPPLIES	3,000.00	0.00	0.00	0.00	0.00	3,000.00
22 1221 901 412 000 011	TECHNOLOGY SUPPLIES	500.00	0.00	0.00	0.00	0.00	500.00
011 JAMES VALLEY		16,700.00	744.46	744.46	4.46	0.00	15,955.54
000 DISTRICT		33,400.00	1,488.91	1,488.91	4.46	0.00	31,911.09
901 IDEA 611 PRIVATE SCHOOL		33,400.00	1,488.91	1,488.91	4.46	0.00	31,911.09
<b>902 IDEA 611</b>							
22 1221 902 111	CERTIFIED SALARIES	285,000.00	24,031.99	24,051.99	8.44	0.00	260,948.01
22 1221 902 112	PARAPROFESSIONAL SALARIES	160,000.00	1,745.93	4,000.91	2.50	0.00	155,999.09
22 1221 902 125	SUBSTITUTE SALARIES	14,000.00	0.00	0.00	0.00	0.00	14,000.00
22 1221 902 210	SOCIAL SECURITY	35,200.00	1,907.98	2,082.00	5.91	0.00	33,118.00
22 1221 902 220	RETIREMENT	27,600.00	1,546.68	1,683.16	6.10	0.00	25,916.84
22 1221 902 230	HEALTH INSURANCE	77,000.00	3,261.09	3,324.57	4.32	0.00	73,675.43
22 1221 902 240	WORKERS' COMPENSATION	2,800.00	120.40	131.03	4.68	0.00	2,668.97
902 IDEA 611		601,600.00	32,614.07	35,273.66	5.86	0.00	566,326.34
1221 MILD TO MODERATE DISABILITIES		601,600.00	32,614.07	35,273.66	5.86	0.00	566,326.34
<b>1222 SEVERE DISABILITIES</b>		601,600.00	32,614.07	35,273.66	5.86	0.00	566,326.34
<b>000 DISTRICT WIDE</b>		1,314,900.00	73,828.23	89,844.58	6.83	0.00	1,225,055.42
22 1222 000 111	CERTIFIED SALARIES	252,000.00	8,444.75	8,444.75	3.35	0.00	243,555.25
22 1222 000 125	SUBSTITUTE SALARIES	6,000.00	0.00	0.00	0.00	0.00	6,000.00
22 1222 000 210	SOCIAL SECURITY	8,300.00	583.57	583.57	7.03	0.00	7,716.43
22 1222 000 220	RETIREMENT	6,500.00	506.68	506.68	7.80	0.00	5,993.32
22 1222 000 230	HEALTH INSURANCE	23,000.00	1,836.61	1,836.61	7.99	0.00	21,163.39
22 1222 000 240	WORKMENS COMPENSATION	1,200.00	39.44	39.44	3.29	0.00	1,160.56
22 1222 000 319	PROFESSIONAL SERVICES	1,000.00	0.00	0.00	0.00	0.00	1,000.00
22 1222 000 334	TRAVEL	1,000.00	0.00	0.00	0.00	0.00	1,000.00
22 1222 000 411	NON-TECHNOLOGY SUPPLIES	1,900.00	828.46	828.46	43.60	0.00	1,071.54
22 1222 000 412	TECHNOLOGY SUPPLIES	500.00	91.37	91.37	18.27	0.00	408.63
		301,400.00	12,330.88	12,330.88	4.09	0.00	289,069.12
		301,400.00	12,330.88	12,330.88	4.09	0.00	289,069.12

**Expenditure Report by Function**  
09/2019

Account Number	Account Description	Current Budget	Expended During Month	Year to Date Expenditures	% of Budget Expended	Outstanding Encumbrances	Uncommitted Funds
000	DISTRICT WIDE	301,400.00	12,330.88	12,330.88	4.09	0.00	289,069.12
<b>301</b>	<b>STATE</b>						
22 1222 301 111	CERTIFIED SALARIES	348,000.00	30,277.97	37,999.00	10.92	0.00	310,001.00
22 1222 301 112	PARAPROFESSIONAL SALARIES	630,000.00	8,262.01	11,191.16	1.78	0.00	618,808.84
22 1222 301 120	AIDE SALARIES	0.00	313.95	313.95	0.00	0.00	(313.95)
22 1222 301 125	SUBSTITUTE SALARIES	34,000.00	0.00	535.68	1.58	0.00	33,464.32
22 1222 301 210	SOCIAL SECURITY	77,500.00	2,872.03	3,731.60	4.81	0.00	73,768.40
22 1222 301 220	RETIREMENT	60,800.00	2,295.84	2,934.85	4.83	0.00	57,865.15
22 1222 301 230	HEALTH INSURANCE	185,000.00	4,236.15	4,541.27	2.45	0.00	180,458.73
22 1222 301 240	WORKERS' COMPENSATION	3,000.00	178.69	230.94	7.70	0.00	2,769.06
22 1222 301 319	PROFESSIONAL SERVICES	3,000.00	734.25	3,676.75	122.56	0.00	(676.75)
22 1222 301 334	TRAVEL	19,000.00	0.00	2,031.72	10.69	0.00	16,968.28
22 1222 301 340	COMMUNICATION	1,000.00	176.82	380.10	38.01	0.00	619.90
22 1222 301 411	NON-TECHNOLOGY SUPPLIES	10,000.00	508.22	4,200.71	42.01	0.00	5,799.29
22 1222 301 412	TECHNOLOGY SUPPLIES	2,300.00	0.00	342.06	14.87	0.00	1,957.94
301	STATE	1,373,600.00	49,855.93	72,109.79	5.25	0.00	1,301,490.21
1222	SEVERE DISABILITIES	1,373,600.00	49,855.93	72,109.79	5.25	0.00	1,301,490.21
<b>1223</b>	<b>DAY PROGRAMS</b>						
<b>000</b>	<b>DISTRICT WIDE</b>						
22 1223 000 373	PMTS TO OTHER EDUCATIONAL INST	10,000.00	0.00	0.00	0.00	0.00	10,000.00
000	DISTRICT WIDE	10,000.00	0.00	0.00	0.00	0.00	10,000.00
1223	DAY PROGRAMS	10,000.00	0.00	0.00	0.00	0.00	10,000.00
<b>1224</b>	<b>RESIDENTIAL PROGRAMS</b>						
<b>301</b>	<b>STATE</b>						
22 1224 301 371	PMTS TO OTHER LEAS IN STATE	0.00	4,520.88	13,562.64	0.00	0.00	(13,562.64)
22 1224 301 373	PMTS TO OTHER EDUCATIONAL INST	120,000.00	0.00	4,282.59	3.57	0.00	115,717.41
22 1224 301 391	RESIDENTIAL SERVICES	2,000.00	0.00	0.00	0.00	0.00	2,000.00
301	STATE	122,000.00	4,520.88	17,845.23	14.63	0.00	104,154.77
22 1224 301 371	PMTS TO OTHER LEAS IN STATE	0.00	4,520.88	13,562.64	0.00	0.00	(13,562.64)
22 1224 301 373	PMTS TO OTHER EDUCATIONAL INST	120,000.00	0.00	4,282.59	3.57	0.00	115,717.41
22 1224 301 391	RESIDENTIAL SERVICES	2,000.00	0.00	0.00	0.00	0.00	2,000.00
301	STATE	122,000.00	4,520.88	17,845.23	14.63	0.00	104,154.77
22 1224 301 371	PMTS TO OTHER LEAS IN STATE	0.00	4,520.88	13,562.64	0.00	0.00	(13,562.64)
22 1224 301 373	PMTS TO OTHER EDUCATIONAL INST	120,000.00	0.00	4,282.59	3.57	0.00	115,717.41
22 1224 301 391	RESIDENTIAL SERVICES	2,000.00	0.00	0.00	0.00	0.00	2,000.00
301	STATE	122,000.00	4,520.88	17,845.23	14.63	0.00	104,154.77

Account Number	Account Description	Current Budget	Expended During Month	Year to Date Expenditures	% of Budget Expended	Outstanding Encumbrances	Uncommitted Funds
<b>800</b>	<b>OUR HOME PROGRAMS</b>						
22 1224 800 111	CERTIFIED SALARIES	64,000.00	7,141.11	7,141.11	11.16	0.00	56,858.89
22 1224 800 125	SUBSTITUTE SALARIES	1,000.00	0.00	0.00	0.00	0.00	1,000.00
22 1224 800 210	SOCIAL SECURITY	5,000.00	452.88	452.88	9.06	0.00	4,547.12
22 1224 800 220	RETIREMENT	3,900.00	428.47	428.47	10.99	0.00	3,471.53
22 1224 800 230	HEALTH INSURANCE	14,000.00	1,634.87	1,634.87	11.68	0.00	12,365.13
22 1224 800 240	WORKMENS COMPENSATION	500.00	33.35	33.35	6.67	0.00	466.65
22 1224 800 334	TRAVEL	0.00	0.00	105.48	0.00	0.00	(105.48)
22 1224 800 340	COMMUNICATION	800.00	76.82	180.10	22.51	0.00	619.90
22 1224 800 411	NON-TECHNOLOGY SUPPLIES	600.00	0.00	0.00	0.00	0.00	600.00
22 1224 800 412	TECHNOLOGY SUPPLIES	300.00	0.00	0.00	0.00	0.00	300.00
		<b>90,100.00</b>	<b>9,767.50</b>	<b>9,976.26</b>	<b>11.07</b>	<b>0.00</b>	<b>80,123.74</b>
800	OUR HOME PROGRAMS	<b>90,100.00</b>	<b>9,767.50</b>	<b>9,976.26</b>	<b>11.07</b>	<b>0.00</b>	<b>80,123.74</b>
1224	RESIDENTIAL PROGRAMS	<b>90,100.00</b>	<b>9,767.50</b>	<b>9,976.26</b>	<b>11.07</b>	<b>0.00</b>	<b>80,123.74</b>
1226	EARLY CHILDHOOD PROGRAMS	<b>212,100.00</b>	<b>14,288.38</b>	<b>27,821.49</b>	<b>13.12</b>	<b>0.00</b>	<b>184,278.51</b>
<b>000</b>	<b>DISTRICT WIDE</b>						
22 1226 000 111	CERTIFIED SALARIES	46,000.00	5,410.25	7,970.00	17.33	0.00	38,030.00
22 1226 000 112	PARAPROFESSIONAL SALARIES	16,000.00	323.79	323.79	2.02	0.00	15,676.21
22 1226 000 125	SUBSTITUTE SALARIES	2,000.00	0.00	0.00	0.00	0.00	2,000.00
22 1226 000 210	SOCIAL SECURITY	4,900.00	438.67	634.50	12.95	0.00	4,265.50
22 1226 000 220	RETIREMENT	3,900.00	344.04	497.63	12.76	0.00	3,402.37
22 1226 000 230	HEALTH INSURANCE	10,000.00	389.19	428.33	4.28	0.00	9,571.67
22 1226 000 240	WORKMENS COMPENSATION	500.00	26.79	38.75	7.75	0.00	461.25
22 1226 000 319	PROFESSIONAL SERVICES	200.00	3,324.00	10,903.00	5,451.50	0.00	(10,703.00)
22 1226 000 334	TRAVEL	200.00	0.00	0.00	0.00	0.00	200.00
22 1226 000 411	NON-TECHNOLOGY SUPPLIES	2,400.00	0.00	0.00	0.00	0.00	2,400.00
22 1226 000 412	TECHNOLOGY SUPPLIES	600.00	0.00	0.00	0.00	0.00	600.00
		<b>86,700.00</b>	<b>10,256.73</b>	<b>20,796.00</b>	<b>23.99</b>	<b>0.00</b>	<b>65,904.00</b>
000	DISTRICT WIDE	<b>86,700.00</b>	<b>10,256.73</b>	<b>20,796.00</b>	<b>23.99</b>	<b>0.00</b>	<b>65,904.00</b>
<b>903</b>	<b>IDEA 619</b>						
22 1226 903 111	CERTIFIED SALARIES	6,600.00	765.20	765.20	11.59	0.00	5,834.80
22 1226 903 210	SOCIAL SECURITY	600.00	58.52	58.52	9.75	0.00	541.48
22 1226 903 220	RETIREMENT	400.00	45.91	45.91	11.48	0.00	354.09
22 1226 903 230	HEALTH INSURANCE	500.00	140.36	140.36	28.07	0.00	359.64
22 1226 903 240	WORKERS' COMPENSATION	100.00	3.57	3.57	3.57	0.00	96.43



Account Number	Account Description	Current Budget	Expended During Month	Year to Date Expenditures	% of Budget Expended	Outstanding Encumbrances	Uncommitted Funds
22 1226 903 411	NON-TECHNOLOGY SUPPLIES	200.00	0.00	0.00	0.00	0.00	200.00
22 1226 903 412	TECHNOLOGY SUPPLIES	600.00	0.00	0.00	0.00	0.00	600.00
		9,000.00	1,013.56	1,013.56	11.26	0.00	7,986.44
903 IDEA 619		9,000.00	1,013.56	1,013.56	11.26	0.00	7,986.44
1226 EARLY CHILDHOOD PROGRAMS		9,000.00	1,013.56	1,013.56	11.26	0.00	7,986.44
1227 PROLONGED ASSISTANCE PROGRAMS		95,700.00	11,270.29	21,809.56	22.79	0.00	73,890.44
000 DISTRICT WIDE							
22 1227 000 111	CERTIFIED SALARIES	15,000.00	2,313.55	3,166.80	21.11	0.00	11,833.20
22 1227 000 112	PARAPROFESSIONAL SALARIES	7,000.00	138.77	138.77	1.98	0.00	6,861.23
22 1227 000 125	SUBSTITUTE SALARIES	500.00	0.00	0.00	0.00	0.00	500.00
22 1227 000 210	SOCIAL SECURITY	1,800.00	187.61	252.88	14.05	0.00	1,547.12
22 1227 000 220	RETIREMENT	1,400.00	147.14	198.33	14.17	0.00	1,201.67
22 1227 000 230	HEALTH INSURANCE	3,000.00	223.59	237.21	7.91	0.00	2,762.79
22 1227 000 240	WORKMENS COMPENSATION	200.00	11.45	15.43	7.72	0.00	184.57
22 1227 000 319	PROFESSIONAL SERVICES	200.00	0.00	62.00	31.00	0.00	138.00
22 1227 000 334	TRAVEL	1,000.00	0.00	0.00	0.00	0.00	1,000.00
22 1227 000 411	NON-TECHNOLOGY SUPPLIES	100.00	0.00	0.00	0.00	0.00	100.00
22 1227 000 412	TECHNOLOGY SUPPLIES	100.00	0.00	0.00	0.00	0.00	100.00
000 DISTRICT WIDE		30,300.00	3,022.11	4,071.42	13.44	0.00	26,228.58
1227 PROLONGED ASSISTANCE PROGRAMS		30,300.00	3,022.11	4,071.42	13.44	0.00	26,228.58
2113 SOCIAL WORK SERVICES		30,300.00	3,022.11	4,071.42	13.44	0.00	26,228.58
000 DISTRICT WIDE		30,300.00	3,022.11	4,071.42	13.44	0.00	26,228.58
22 2113 000 111	CERTIFIED SALARIES	21,000.00	1,854.28	5,562.84	26.49	0.00	15,437.16
22 2113 000 210	SOCIAL SECURITY	1,700.00	115.90	356.48	20.97	0.00	1,343.52
22 2113 000 220	RETIREMENT	1,300.00	111.24	333.72	25.67	0.00	966.28
22 2113 000 230	HEALTH INSURANCE	4,500.00	456.16	1,206.08	26.80	0.00	3,293.92
22 2113 000 240	WORKMENS COMPENSATION	200.00	8.66	25.98	12.99	0.00	174.02
22 2113 000 334	TRAVEL	200.00	0.00	0.00	0.00	0.00	200.00
22 2113 000 340	COMMUNICATION	400.00	0.00	0.00	0.00	0.00	400.00
22 2113 000 411	NON-TECHNOLOGY SUPPLIES	1,600.00	0.00	0.00	0.00	0.00	1,600.00
22 2113 000 412	TECHNOLOGY SUPPLIES	400.00	0.00	0.00	0.00	0.00	400.00
000 DISTRICT WIDE		31,300.00	2,546.24	7,485.10	23.91	0.00	23,814.90
1227 PROLONGED ASSISTANCE PROGRAMS		31,300.00	2,546.24	7,485.10	23.91	0.00	23,814.90
2113 SOCIAL WORK SERVICES		31,300.00	2,546.24	7,485.10	23.91	0.00	23,814.90
000 DISTRICT WIDE		31,300.00	2,546.24	7,485.10	23.91	0.00	23,814.90

Account Number	Account Description	Current Budget	Expended During Month	Year to Date Expenditures	% of Budget Expended	Outstanding Encumbrances	Uncommitted Funds
<b>2122</b>	<b>COUNSELING SERVICES</b>						
<b>000</b>	<b>DISTRICT WIDE</b>						
22 2122 000 319	PROFESSIONAL SERVICES	2,000.00	0.00	1,000.00	50.00	0.00	1,000.00
		2,000.00	0.00	1,000.00	50.00	0.00	1,000.00
		2,000.00	0.00	1,000.00	50.00	0.00	1,000.00
		2,000.00	0.00	1,000.00	50.00	0.00	1,000.00
		2,000.00	0.00	1,000.00	50.00	0.00	1,000.00
000	DISTRICT WIDE						
2122	COUNSELING SERVICES						
<b>2134</b>	<b>NURSE SERVICES</b>						
<b>301</b>	<b>STATE</b>						
22 2134 301 111	CERTIFIED SALARIES	72,000.00	6,404.84	6,530.00	9.07	0.00	65,470.00
22 2134 301 210	SOCIAL SECURITY	5,600.00	425.01	434.59	7.76	0.00	5,165.41
22 2134 301 220	RETIREMENT	4,400.00	368.54	376.05	8.55	0.00	4,023.95
22 2134 301 230	HEALTH INSURANCE	19,000.00	1,431.40	1,431.40	7.53	0.00	17,568.60
22 2134 301 240	WORKERS' COMPENSATION	500.00	29.91	30.49	6.10	0.00	469.51
22 2134 301 334	TRAVEL	1,000.00	0.00	50.97	5.10	0.00	949.03
22 2134 301 340	COMMUNICATION	600.00	13.41	40.05	6.68	0.00	559.95
22 2134 301 411	NON-TECHNOLOGY SUPPLIES	1,200.00	0.00	0.00	0.00	0.00	1,200.00
22 2134 301 412	TECHNOLOGY SUPPLIES	400.00	0.00	0.00	0.00	0.00	400.00
		104,700.00	8,673.11	8,893.55	8.49	0.00	95,806.45
		104,700.00	8,673.11	8,893.55	8.49	0.00	95,806.45
		104,700.00	8,673.11	8,893.55	8.49	0.00	95,806.45
		104,700.00	8,673.11	8,893.55	8.49	0.00	95,806.45
301	STATE						
2134	NURSE SERVICES						
<b>2142</b>	<b>PSYCHOLOGICAL TESTING SERVICES</b>						
<b>000</b>	<b>DISTRICT WIDE</b>						
22 2142 000 111	CERTIFIED SALARIES	178,000.00	14,552.08	14,552.08	8.18	0.00	163,447.92
22 2142 000 210	SOCIAL SECURITY	13,700.00	1,047.68	1,047.68	7.65	0.00	12,652.32
22 2142 000 220	RETIREMENT	10,700.00	873.12	873.12	8.16	0.00	9,826.88
22 2142 000 230	HEALTH INSURANCE	25,000.00	2,066.99	2,066.99	8.27	0.00	22,933.01
22 2142 000 240	WORKERS' COMPENSATION	500.00	67.96	67.96	13.59	0.00	432.04
22 2142 000 319	PROFESSIONAL SERVICES	1,000.00	0.00	500.00	50.00	0.00	500.00
22 2142 000 334	TRAVEL	500.00	0.00	0.00	0.00	0.00	500.00
22 2142 000 411	NON-TECHNOLOGY SUPPLIES	6,400.00	0.00	854.97	13.36	0.00	5,545.03
22 2142 000 412	TECHNOLOGY SUPPLIES	1,600.00	0.00	98.90	6.18	0.00	1,501.10
		237,400.00	18,607.83	20,061.70	8.45	0.00	217,338.30
		237,400.00	18,607.83	20,061.70	8.45	0.00	217,338.30
		237,400.00	18,607.83	20,061.70	8.45	0.00	217,338.30
		237,400.00	18,607.83	20,061.70	8.45	0.00	217,338.30
000	DISTRICT WIDE						

Account Number	Account Description	Current Budget	Expended During Month	Year to Date Expenditures	% of Budget Expended	Outstanding Encumbrances	Uncommitted Funds
2142	PSYCHOLOGICAL TESTING SERVICES	237,400.00	18,607.83	20,061.70	8.45	0.00	217,338.30
<b>2159</b>	<b>OTHER SPEECH PATHOLOGY &amp; AUDIO</b>						
<b>000</b>	<b>DISTRICT WIDE</b>						
22 2159 000 111	CERTIFIED SALARIES	170,000.00	13,295.24	13,428.22	7.90	0.00	156,571.78
22 2159 000 112	PARAPROFESSIONAL SALARIES	93,000.00	1,502.21	1,502.21	1.62	0.00	91,497.79
22 2159 000 125	SUBSTITUTE SALARIES	3,000.00	0.00	2,199.12	73.30	0.00	800.88
22 2159 000 210	SOCIAL SECURITY	20,400.00	1,057.44	1,235.85	6.06	0.00	19,164.15
22 2159 000 220	RETIREMENT	16,000.00	887.84	895.82	5.60	0.00	15,104.18
22 2159 000 230	GROUP HEALTH/LIFE INS.	37,000.00	1,532.09	1,549.41	4.19	0.00	35,450.59
22 2159 000 240	WORKERS COMPENSATION	2,000.00	69.10	79.99	4.00	0.00	1,920.01
22 2159 000 319	PROFESSIONAL SERVICES	130,000.00	7,186.32	14,760.04	11.35	0.00	115,239.96
22 2159 000 323	REPAIRS & MTNCE	800.00	0.00	1,832.00	229.00	0.00	(1,032.00)
22 2159 000 334	TRAVEL	1,500.00	0.00	0.00	0.00	0.00	1,500.00
22 2159 000 340	COMMUNICATIONS	0.00	60.00	120.00	0.00	0.00	(120.00)
22 2159 000 411	NON-TECHNOLOGY SUPPLIES	4,800.00	0.00	2,173.27	45.28	0.00	2,626.73
22 2159 000 412	TECHNOLOGY SUPPLIES	1,200.00	63.60	1,263.60	105.30	0.00	(63.60)
		479,700.00	25,653.84	41,039.53	8.56	0.00	438,660.47
<b>000</b>	<b>DISTRICT</b>	479,700.00	25,653.84	41,039.53	8.56	0.00	438,660.47
<b>005</b>	<b>HOLY TRINITY</b>						
22 2159 000 111 000 005	CERTIFIED SALARIES	0.00	320.63	320.63	0.00	0.00	(320.63)
22 2159 000 210 000 005	SOCIAL SECURITY	0.00	24.11	24.11	0.00	0.00	(24.11)
22 2159 000 220 000 005	RETIREMENT	0.00	19.24	19.24	0.00	0.00	(19.24)
22 2159 000 230 000 005	HEALTH INSURANCE	0.00	52.54	52.54	0.00	0.00	(52.54)
22 2159 000 240 000 005	WORKERS' COMPENSATION	0.00	1.50	1.50	0.00	0.00	(1.50)
005	HOLY TRINITY	0.00	418.02	418.02	0.00	0.00	(418.02)
<b>011</b>	<b>JAMES VALLEY</b>						
22 2159 000 111 000 011	CERTIFIED SALARIES	0.00	320.63	320.63	0.00	0.00	(320.63)
22 2159 000 210 000 011	SOCIAL SECURITY	0.00	24.11	24.11	0.00	0.00	(24.11)
22 2159 000 220 000 011	RETIREMENT	0.00	19.24	19.24	0.00	0.00	(19.24)
22 2159 000 230 000 011	HEALTH INSURANCE	0.00	52.52	52.52	0.00	0.00	(52.52)
22 2159 000 240 000 011	WORKERS' COMPENSATION	0.00	1.49	1.49	0.00	0.00	(1.49)
011	JAMES VALLEY	0.00	417.99	417.99	0.00	0.00	(417.99)
<b>000</b>	<b>DISTRICT</b>	0.00	836.01	836.01	0.00	0.00	(836.01)
000	DISTRICT WIDE	479,700.00	26,489.85	41,875.54	8.73	0.00	437,824.46
<b>902</b>	<b>IDEA 611</b>						
<b>000</b>	<b>DISTRICT</b>						
<b>005</b>	<b>HOLY TRINITY</b>						
22 2159 902 111 000 005	CERTIFIED SALARIES	10,000.00	0.00	0.00	0.00	0.00	10,000.00
22 2159 902 125 000 005	SUBSTITUTE SALARIES	100.00	0.00	0.00	0.00	0.00	100.00

Expenditure Report by Function  
09/2019

Account Number	Account Description	Current Budget	Expended During Month	Year to Date Expenditures	% of Budget Expended	Outstanding Encumbrances	Uncommitted Funds
22 2159 902 210 000 005	SOCIAL SECURITY DISTRICT	800.00	0.00	0.00	0.00	0.00	800.00
22 2159 902 220 000 005	RETIREMENT DISTRICT	700.00	0.00	0.00	0.00	0.00	700.00
22 2159 902 230 000 005	HEALTH INSURANCE DISTRICT	100.00	0.00	0.00	0.00	0.00	100.00
22 2159 902 240 000 005	WORKERS' COMPENSATION DISTRICT	200.00	0.00	0.00	0.00	0.00	200.00
22 2159 902 411 000 005	NON-TECHNOLOGY SUPPLIES	500.00	0.00	0.00	0.00	0.00	500.00
005 HOLY TRINITY		12,400.00	0.00	0.00	0.00	0.00	12,400.00
<b>011 JAMES VALLEY</b>							
22 2159 902 111 000 011	CERTIFIED SALARIES	10,000.00	0.00	0.00	0.00	0.00	10,000.00
22 2159 902 125 000 011	SUBSTITUTE SALARIES DISTRICT	100.00	0.00	0.00	0.00	0.00	100.00
22 2159 902 210 000 011	SOCIAL SECURITY DISTRICT	800.00	0.00	0.00	0.00	0.00	800.00
22 2159 902 220 000 011	RETIREMENT DISTRICT	700.00	0.00	0.00	0.00	0.00	700.00
22 2159 902 230 000 011	HEALTH INSURANCE DISTRICT	100.00	0.00	0.00	0.00	0.00	100.00
22 2159 902 240 000 011	WORKERS' COMPENSATION DISTRICT	200.00	0.00	0.00	0.00	0.00	200.00
22 2159 902 411 000 011	NON-TECHNOLOGY SUPPLIES	500.00	0.00	0.00	0.00	0.00	500.00
011 JAMES VALLEY		12,400.00	0.00	0.00	0.00	0.00	12,400.00
000 DISTRICT		24,800.00	0.00	0.00	0.00	0.00	24,800.00
902 IDEA 611		24,800.00	0.00	0.00	0.00	0.00	24,800.00
2159 OTHER SPEECH PATHOLOGY & AUDIO		504,500.00	26,489.85	41,875.54	8.30	0.00	462,624.46
<b>2171 PHYSICAL THERAPY</b>							
<b>000 DISTRICT WIDE</b>							
22 2171 000 319	PROFESSIONAL SERVICES	68,000.00	8,383.42	13,991.98	20.58	0.00	54,008.02
22 2171 000 334	TRAVEL	200.00	0.00	0.00	0.00	0.00	200.00
22 2171 000 411	NON-TECHNOLOGY SUPPLIES	500.00	0.00	66.97	13.39	0.00	433.03
		68,700.00	8,383.42	14,058.95	20.46	0.00	54,641.05
000 DISTRICT WIDE		68,700.00	8,383.42	14,058.95	20.46	0.00	54,641.05
2171 PHYSICAL THERAPY		68,700.00	8,383.42	14,058.95	20.46	0.00	54,641.05
<b>2172 OCCUPATIONAL THERAPY</b>							
<b>000 DISTRICT WIDE</b>							
22 2172 000 111	CERTIFIED SALARIES	66,000.00	8,183.53	11,184.68	16.95	0.00	54,815.32
22 2172 000 210	SOCIAL SECURITY	5,100.00	614.73	844.32	16.56	0.00	4,255.68
22 2172 000 220	RETIREMENT	4,000.00	491.01	671.08	16.78	0.00	3,328.92
22 2172 000 230	HEALTH INSURANCE	8,400.00	934.80	1,031.66	12.28	0.00	7,368.34
22 2172 000 240	WORKMENS COMPENSATION	500.00	38.22	52.24	10.45	0.00	447.76
22 2172 000 319	PROFESSIONAL SERVICES	0.00	482.04	1,694.42	0.00	0.00	(1,694.42)
22 2172 000 334	TRAVEL	500.00	0.00	0.00	0.00	0.00	500.00
22 2172 000 411	NON-TECHNOLOGY SUPPLIES	1,600.00	62.67	62.67	3.92	0.00	1,537.33

Account Number	Account Description	Current Budget	Expended During Month	Year to Date Expenditures	% of Budget Expended	Outstanding Encumbrances	Uncommitted Funds
22 2172 000 412	TECHNOLOGY SUPPLIES	400.00	0.00	0.00	0.00	0.00	400.00
		86,500.00	10,807.00	15,541.07	17.97	0.00	70,958.93
000	DISTRICT WIDE	86,500.00	10,807.00	15,541.07	17.97	0.00	70,958.93
2172	OCCUPATIONAL THERAPY	86,500.00	10,807.00	15,541.07	17.97	0.00	70,958.93
2213	INST STAFF TRAINING (IN-SERV)						
000	DISTRICT WIDE						
22 2213 000 111	CERTIFIED SALARIES	2,000.00	0.00	0.00	0.00	0.00	2,000.00
22 2213 000 210	SOCIAL SECURITY	100.00	0.00	0.00	0.00	0.00	100.00
22 2213 000 220	RETIREMENT	100.00	0.00	0.00	0.00	0.00	100.00
22 2213 000 240	WORKMENS COMPENSATION	100.00	0.00	0.00	0.00	0.00	100.00
22 2213 000 319	PROFESSIONAL SERVICES	4,700.00	1,038.00	2,188.00	46.55	0.00	2,512.00
22 2213 000 334	TRAVEL	2,000.00	346.50	346.50	17.33	0.00	1,653.50
22 2213 000 411	NON-TECHNOLOGY SUPPLIES	1,200.00	13.30	1,210.30	100.86	0.00	(10.30)
22 2213 000 412	TECHNOLOGY SUPPLIES	300.00	0.00	0.00	0.00	0.00	300.00
22 2213 000 420	TEXTBOOKS	500.00	0.00	0.00	0.00	0.00	500.00
		11,000.00	1,397.80	3,744.80	34.04	0.00	7,255.20
000	DISTRICT WIDE	11,000.00	1,397.80	3,744.80	34.04	0.00	7,255.20
2213	INST STAFF TRAINING (IN-SERV)	11,000.00	1,397.80	3,744.80	34.04	0.00	7,255.20
2490	OTHER SUPPORT SERVICES-SCH ADM						
160	MEDICAID						
22 2490 160 319	PROFESSIONAL SERVICES	20,000.00	0.00	0.00	0.00	0.00	20,000.00
		20,000.00	0.00	0.00	0.00	0.00	20,000.00
160	MEDICAID	20,000.00	0.00	0.00	0.00	0.00	20,000.00
2490	OTHER SUPPORT SERVICES-SCH ADM	20,000.00	0.00	0.00	0.00	0.00	20,000.00
2710	SPED OFFICE OF PRINCIPALS						
000	DISTRICT WIDE						
22 2710 000 113	ADMINISTRATIVE SALARIES	91,000.00	7,597.42	22,792.26	25.05	0.00	68,207.74
22 2710 000 114	CLASSIFIED SALARIES	39,000.00	3,256.93	9,770.79	25.05	0.00	29,229.21
22 2710 000 210	SOCIAL SECURITY	10,000.00	809.16	2,427.48	24.27	0.00	7,572.52
22 2710 000 220	RETIREMENT	7,800.00	651.27	1,953.81	25.05	0.00	5,846.19
22 2710 000 230	HEALTH INSURANCE	30,000.00	2,490.66	7,471.98	24.91	0.00	22,528.02
22 2710 000 240	WORKERS' COMPENSATION	1,000.00	50.69	152.07	15.21	0.00	847.93

Expenditure Report by Function  
09/2019

Account Number	Account Description	Current Budget	Expended During Month	Year to Date Expenditures	% of Budget Expended	Outstanding Encumbrances	Uncommitted Funds
22 2710 000 319	PROFESSIONAL SERVICES	500.00	435.00	635.00	127.00	0.00	(135.00)
22 2710 000 323	REPAIRS & MTNCE	1,500.00	1,804.34	1,804.34	120.29	0.00	(304.34)
22 2710 000 334	TRAVEL	1,000.00	118.00	140.78	14.08	0.00	859.22
22 2710 000 340	COMMUNICATION	2,000.00	226.82	480.10	24.01	0.00	1,519.90
22 2710 000 411	NON-TECHNOLOGY SUPPLIES	4,600.00	0.00	33.79	0.73	0.00	4,566.21
22 2710 000 412	TECHNOLOGY SUPPLIES	1,000.00	0.00	0.00	0.00	0.00	1,000.00
22 2710 000 640	DUES AND FEES	1,000.00	0.00	488.00	48.80	0.00	512.00
		190,400.00	17,440.29	48,150.40	25.29	0.00	142,249.60
000	DISTRICT WIDE	190,400.00	17,440.29	48,150.40	25.29	0.00	142,249.60
2710	SPED OFFICE OF PRINCIPALS	190,400.00	17,440.29	48,150.40	25.29	0.00	142,249.60
2730	SPED VEHICLE OPERATION SERVICES	190,400.00	17,440.29	48,150.40	25.29	0.00	142,249.60
000	DISTRICT WIDE	190,400.00	17,440.29	48,150.40	25.29	0.00	142,249.60
22 2730 000 114	CLASSIFIED SALARIES	90,000.00	1,970.93	8,201.48	9.11	0.00	81,798.52
22 2730 000 125	SUBSTITUTE SALARIES	0.00	0.00	2,250.00	0.00	0.00	(2,250.00)
22 2730 000 210	SOCIAL SECURITY	6,900.00	141.42	771.49	11.18	0.00	6,128.51
22 2730 000 220	RETIREMENT	5,400.00	118.25	586.59	10.86	0.00	4,813.41
22 2730 000 230	HEALTH INSURANCE	200.00	366.26	1,100.02	550.01	0.00	(900.02)
22 2730 000 240	WORKERS' COMPENSATION	3,000.00	16.58	159.78	5.33	0.00	2,840.22
22 2730 000 332	MILEAGE PAID TO PARENTS	2,000.00	0.00	0.00	0.00	0.00	2,000.00
		107,500.00	2,613.44	13,069.36	12.16	0.00	94,430.64
000	DISTRICT WIDE	107,500.00	2,613.44	13,069.36	12.16	0.00	94,430.64
2730	SPED VEHICLE OPERATION SERVICES	107,500.00	2,613.44	13,069.36	12.16	0.00	94,430.64
22	SPECIAL EDUCATION FUND	4,702,000.00	261,554.80	401,868.19	8.55	0.00	4,300,131.81

Account Number	Account Description	Current Budget	Expended During Month	Year to Date Expenditures	% of Budget Expended	Outstanding Encumbrances	Uncommitted Funds
25	BUILDING FUND	5,000.00	291.30	2,521.69	50.43	0.00	2,478.31
2539	ACQUISITION OF OTHER BLDGS	5,000.00	291.30	2,521.69	50.43	0.00	2,478.31
000	DISTRICT WIDE	5,000.00	291.30	2,521.69	50.43	0.00	2,478.31
2539	ACQUISITION OF OTHER BLDGS	5,000.00	291.30	2,521.69	50.43	0.00	2,478.31
25	BUILDING FUND	5,000.00	291.30	2,521.69	50.43	0.00	2,478.31
25	REPAIRS & MTNCE	5,000.00	291.30	2,521.69	50.43	0.00	2,478.31
000	DISTRICT WIDE	5,000.00	291.30	2,521.69	50.43	0.00	2,478.31
2539	ACQUISITION OF OTHER BLDGS	5,000.00	291.30	2,521.69	50.43	0.00	2,478.31
25	BUILDING FUND	5,000.00	291.30	2,521.69	50.43	0.00	2,478.31

Account Number	Account Description	Current Budget	Expended During Month	Year to Date Expenditures	% of Budget Expended	Outstanding Encumbrances	Uncommitted Funds
<b>32</b>	<b>BOND REDEMPTION FUND-ELEMENTARY</b>						
<b>5000</b>	<b>DEBT SERVICE</b>						
<b>000</b>	<b>DISTRICT WIDE</b>						
32 5000 000 611	REDEMPTION OF PRINCIPAL	555,000.00	0.00	0.00	0.00	0.00	555,000.00
32 5000 000 612	INTEREST	867,000.00	0.00	0.00	0.00	0.00	867,000.00
32 5000 000 613	FISCAL AGENT FEES	1,000.00	0.00	0.00	0.00	0.00	1,000.00
		<u>1,423,000.00</u>	<u>0.00</u>	<u>0.00</u>	<u>0.00</u>	<u>0.00</u>	<u>1,423,000.00</u>
		<u>1,423,000.00</u>	<u>0.00</u>	<u>0.00</u>	<u>0.00</u>	<u>0.00</u>	<u>1,423,000.00</u>
000	DISTRICT WIDE						
5000	DEBT SERVICE						
		<u>1,423,000.00</u>	<u>0.00</u>	<u>0.00</u>	<u>0.00</u>	<u>0.00</u>	<u>1,423,000.00</u>
32	BOND REDEMPTION FUND-ELEMENTARY						
		<u>1,423,000.00</u>	<u>0.00</u>	<u>0.00</u>	<u>0.00</u>	<u>0.00</u>	<u>1,423,000.00</u>



Account Number	Account Description	Current Budget	Expended During Month	Year to Date Expenditures	% of Budget Expended	Outstanding Encumbrances
<b>51</b>	<b>FOOD SERVICE FUND</b>					
<b>2569</b>	<b>FOOD SERVICES</b>					
<b>000</b>	<b>DISTRICT WIDE</b>					
51 2569 000 110	REGULAR SALARY	0.00	0.00	14.99	0.00	0.00 (14.99)
51 2569 000 112	REGULAR SALARY	0.00	13,020.36	27,607.16	0.00	0.00 (27,607.16)
51 2569 000 113	DIRECTOR SALARY	0.00	5,302.00	15,906.00	0.00	0.00 (15,906.00)
51 2569 000 114	TEAM LEADER SALARY	640,000.00	3,520.05	10,745.83	1.68	0.00 629,254.17
51 2569 000 120	TEMPORARY SALARIES	0.00	208.98	1,087.36	0.00	0.00 (1,087.36)
51 2569 000 130	OVERTIME SALARIES	1,000.00	81.48	81.48	8.15	0.00 918.52
51 2569 000 210	SOCIAL SECURITY	49,100.00	1,664.00	4,151.82	8.46	0.00 44,948.18
51 2569 000 220	RETIREMENT	38,500.00	1,294.08	3,151.33	8.19	0.00 35,348.67
51 2569 000 230	HEALTH INSURANCE	115,000.00	1,981.53	5,961.69	5.18	0.00 109,038.31
51 2569 000 240	WORKERS COMPENSATION	30,000.00	512.47	1,218.68	4.06	0.00 28,781.32
51 2569 000 319	PROFESSIONAL SERVICES	500.00	0.00	1,105.00	221.00	0.00 (605.00)
51 2569 000 321	WATER, SEWER, ETC	2,000.00	86.20	644.44	32.22	0.00 1,355.56
51 2569 000 322	LAUNDRY	500.00	0.00	129.68	25.94	0.00 370.32
51 2569 000 323	REPAIRS & MAINTENANCE	20,000.00	2,415.57	4,469.58	22.35	0.00 15,530.42
51 2569 000 334	TRAVEL	4,000.00	0.00	0.00	0.00	0.00 4,000.00
51 2569 000 337	NUTRITIONAL EDUCATION	0.00	14.72	433.58	0.00	0.00 (433.58)
51 2569 000 340	COMMUNICATION	1,000.00	53.64	160.20	16.02	0.00 839.80
51 2569 000 411	KITCHEN SUPPLY PAPER	45,000.00	0.00	0.00	0.00	0.00 45,000.00
51 2569 000 414	KITCHEN SUPPLY-MISC	0.00	64.87	180.75	0.00	0.00 (180.75)
51 2569 000 419	OFFICE SUPPLIES	0.00	2,912.05	2,931.99	0.00	0.00 (2,931.99)
51 2569 000 461	FOOD PURCHASES-LUNCH	505,100.00	0.00	(3,611.32)	(0.71)	0.00 508,711.32
51 2569 000 462	COMMODITIES	93,000.00	0.00	0.00	0.00	0.00 93,000.00
51 2569 000 472	COMPUTER SOFTWARE	1,000.00	0.00	0.00	0.00	0.00 1,000.00
51 2569 000 491	KITCHEN SUPPLY-UTEN/EQUIP	0.00	865.74	2,313.28	0.00	0.00 (2,313.28)
51 2569 000 493	VEHICLE EXPENSE	0.00	212.29	619.44	0.00	0.00 (619.44)
51 2569 000 498	UNIFORMS	0.00	0.00	1,725.20	0.00	0.00 (1,725.20)
51 2569 000 499	MISCELLANEOUS	0.00	375.00	419.18	0.00	0.00 (419.18)
51 2569 000 910	DEPRECIATION	42,000.00	0.00	0.00	0.00	0.00 42,000.00
		<b>1,587,700.00</b>	<b>34,585.03</b>	<b>81,447.34</b>	<b>5.13</b>	<b>0.00 1,506,252.66</b>
		<b>1,587,700.00</b>	<b>34,585.03</b>	<b>81,447.34</b>	<b>5.13</b>	<b>0.00 1,506,252.66</b>
<b>000</b>	<b>DISTRICT WIDE</b>	<b>1,587,700.00</b>	<b>34,585.03</b>	<b>81,447.34</b>	<b>5.13</b>	<b>0.00 1,506,252.66</b>
<b>490</b>	<b>SUMMER FEEDING PROGRAM</b>					
51 2569 490 112	PARAPROFESSIONAL SALARIES	0.00	579.47	14,621.77	0.00	0.00 (14,621.77)
51 2569 490 114	CLASSIFIED SALARIES	30,000.00	2,636.75	7,724.57	25.75	0.00 22,275.43
51 2569 490 120	SUB SALARIES	0.00	0.00	28.44	0.00	0.00 (28.44)
51 2569 490 130	OVERTIME SALARIES	0.00	0.00	53.33	0.00	0.00 (53.33)

Expenditure Report by Function  
09/2019

Account Number	Account Description	Current Budget	Expended During Month	Year to Date Expenditures	% of Budget Expended	Outstanding Encumbrances	Uncommitted Funds
51 2569 490 210	SOCIAL SECURITY	2,300.00	222.07	1,644.72	71.51	0.00	655.28
51 2569 490 220	RETIREMENT	1,800.00	192.98	1,246.49	69.25	0.00	553.51
51 2569 490 230	HEALTH INSURANCE	1,600.00	511.30	1,517.98	94.87	0.00	82.02
51 2569 490 240	WORKERS' COMPENSATION	1,000.00	93.53	652.22	65.22	0.00	347.78
51 2569 490 411	KITCHEN SUPPLY-PAPER	1,000.00	0.00	0.00	0.00	0.00	1,000.00
51 2569 490 461	FOOD PURCHASES-LUNCH	29,600.00	0.00	0.00	0.00	0.00	29,600.00
51 2569 490 462	COMMODITIES	4,000.00	0.00	0.00	0.00	0.00	4,000.00
		71,300.00	4,236.10	27,489.52	38.55	0.00	43,810.48
490	SUMMER FEEDING PROGRAM	71,300.00	4,236.10	27,489.52	38.55	0.00	43,810.48
2569	FOOD SERVICES	71,300.00	4,236.10	27,489.52	38.55	0.00	43,810.48
		1,659,000.00	38,821.13	108,936.86	6.57	0.00	1,550,063.14
51	FOOD SERVICE FUND	1,659,000.00	38,821.13	108,936.86	6.57	0.00	1,550,063.14

Account Number	Account Description	Current Budget	Expended During Month	Year to Date Expenditures	% of Budget Expended	Outstanding Encumbrances	Uncommitted Funds
<b>53</b>	<b>ENTERPRISE FUND</b>						
<b>2569</b>	<b>FOOD SERVICES</b>						
<b>000</b>	<b>DISTRICT WIDE</b>						
53 2569 000 111	DIRECTOR SALARY	0.00	54.90	54.90	0.00	0.00	(54.90)
53 2569 000 112	REGULAR SALARY	0.00	1,449.51	1,599.16	0.00	0.00	(1,599.16)
53 2569 000 114	CLASSIFIED SALARIES	43,600.00	0.00	0.00	0.00	0.00	43,600.00
53 2569 000 130	OVERTIME SALARIES	2,500.00	0.00	0.00	0.00	0.00	2,500.00
53 2569 000 210	SOCIAL SECURITY	3,600.00	115.09	126.54	3.52	0.00	3,473.46
53 2569 000 220	RETIREMENT	900.00	5.86	5.86	0.65	0.00	894.14
53 2569 000 240	WORKMENS COMPENSATION	2,000.00	43.77	48.12	2.41	0.00	1,951.88
53 2569 000 323	REPAIRS & MFINCE	1,500.00	0.00	0.00	0.00	0.00	1,500.00
53 2569 000 340	COMMUNICATION	500.00	26.82	80.10	16.02	0.00	419.90
53 2569 000 411	KITCHEN SUPPLY-PAPER	4,000.00	0.00	0.00	0.00	0.00	4,000.00
53 2569 000 414	KITCHEN SUPPLY-MISC	0.00	137.13	137.13	0.00	0.00	(137.13)
53 2569 000 461	PURCHASED FOOD	48,400.00	0.00	0.00	0.00	0.00	48,400.00
53 2569 000 910	DEPRECIATION-LOCAL FUNDS	3,000.00	0.00	0.00	0.00	0.00	3,000.00
		<b>110,000.00</b>	<b>1,833.08</b>	<b>2,051.81</b>	<b>1.87</b>	<b>0.00</b>	<b>107,948.19</b>
000	DISTRICT WIDE	<b>110,000.00</b>	<b>1,833.08</b>	<b>2,051.81</b>	<b>1.87</b>	<b>0.00</b>	<b>107,948.19</b>
2569	FOOD SERVICES	<b>110,000.00</b>	<b>1,833.08</b>	<b>2,051.81</b>	<b>1.87</b>	<b>0.00</b>	<b>107,948.19</b>
<b>3900</b>	<b>OTHER COMMUNITY SERVICES</b>						
<b>953</b>	<b>DRIVER'S ED</b>						
53 3900 953 111	CERTIFIED SALARIES	27,500.00	0.00	21,101.20	76.73	0.00	6,398.80
53 3900 953 210	SOCIAL SECURITY	2,200.00	0.00	1,614.23	73.37	0.00	585.77
53 3900 953 220	RETIREMENT	1,700.00	0.00	1,266.10	74.48	0.00	433.90
53 3900 953 240	WORKERS' COMPENSATION	500.00	0.00	98.55	19.71	0.00	401.45
53 3900 953 411	NON-TECHNOLOGY SUPPLIES	1,100.00	0.00	615.00	55.91	0.00	485.00
53 3900 953 413	MOTOR FUEL	0.00	0.00	931.04	0.00	0.00	(931.04)
		<b>33,000.00</b>	<b>0.00</b>	<b>25,626.12</b>	<b>77.65</b>	<b>0.00</b>	<b>7,373.88</b>
953	DRIVER'S ED	<b>33,000.00</b>	<b>0.00</b>	<b>25,626.12</b>	<b>77.65</b>	<b>0.00</b>	<b>7,373.88</b>
3900	OTHER COMMUNITY SERVICES	<b>33,000.00</b>	<b>0.00</b>	<b>25,626.12</b>	<b>77.65</b>	<b>0.00</b>	<b>7,373.88</b>
<b>8110</b>	<b>TRANSFER OUT</b>						
<b>000</b>	<b>DISTRICT WIDE</b>						
		<b>33,000.00</b>	<b>0.00</b>	<b>25,626.12</b>	<b>77.65</b>	<b>0.00</b>	<b>7,373.88</b>
		<b>33,000.00</b>	<b>0.00</b>	<b>25,626.12</b>	<b>77.65</b>	<b>0.00</b>	<b>7,373.88</b>
53 8110 000 690	OPERATING TRANSFERS OUT	40,000.00	0.00	0.00	0.00	0.00	40,000.00
		<b>40,000.00</b>	<b>0.00</b>	<b>0.00</b>	<b>0.00</b>	<b>0.00</b>	<b>40,000.00</b>

Expenditure Report by Function  
09/2019

Account Number	Account Description	Current Budget	Expended During Month	Year to Date Expenditures	% of Budget Expended	Outstanding Encumbrances	Uncommitted Funds
000	DISTRICT WIDE	40,000.00	0.00	0.00	0.00	0.00	40,000.00
8110	TRANSFER OUT	40,000.00	0.00	0.00	0.00	0.00	40,000.00
53	ENTERPRISE FUND	183,000.00	1,833.08	27,677.93	15.12	0.00	155,322.07

**Expenditure Report by Function**

09/2019

Account Number	Account Description	Current Budget	Expended During Month	Year to Date Expenditures	% of Budget Expended	Outstanding Encumbrances	Uncommitted Funds
		39,150,000.00	2,101,646.16	4,619,641.32	11.95	59,817.09	34,470,541.59

Grand Total: