

ACCOUNTABILITY REPORT

Huron School District 2016 - 2017

Performance Indicators

- District Level

Participation

- Districts must have 95% of their students participate in the Smarter Balanced assessment.
- Huron School District ELA participation = 100%
- Huron School District Math participation = 99.92%

ELA and Math Proficiency

- Measured by achievement on the Smarter Balanced Assessment and given to all students in grades 3 through 8 and 11 in the spring. Qualifying students take the alternative assessment.

State of South Dakota	Huron School District
ELA – 52.70% proficient or advanced	ELA - 42.97% proficient or advanced
Math – 46.34% proficient or advanced	Math – 36.91% proficient or advanced

ELA and Math Growth

- Measured by achievement on the Smarter Balanced Assessment and given to all students in grades 3 through 8 and 11 as compared to results from students in the spring. Qualifying students take the alternative assessment.

State of South Dakota	Huron School District
ELA – 55.69% at or above peers	ELA – 62.30% at or above peers
Math – 52.81% at or above peers	Math – 59.43% at or above peers

Attendance

- Goal: 94% of students in grades K-8 will attend school 94% of the year or more.

State of South Dakota Attendance	Huron School District Attendance
79.32% of students met the goal	73.73% of students met the goal

Graduation Rate

- Goal: 85% of students will graduate with their cohort in 4 years and a summer.

State of South Dakota Graduation Rate	Huron School District Graduation Rate
83.74% of students graduated with their cohort.	75.76% of students graduated with their cohort.

Completion Rate

- Districts are given $\frac{1}{2}$ credit for a student that graduates or completes their GED after their cohort year. This rate includes anyone who graduates in 2017, early graduates, late graduates, and cohort graduates.

State of South Dakota Completion Rate	Huron School District Completion Rate
91.31% Completion Rate	82.53% Completion Rate

College Readiness – Math and ELA

- Students may meet College Readiness one of two ways: meet the cut scores on ACT subtests or meet the cut scores on the Accuplacer subtests.

State of South Dakota Readiness	Huron School District Readiness
ELA College Readiness – 70.37 %	ELA College Readiness – 47.33%
Math College Readiness – 55.44%	Math College Readiness – 41.98 %

School Performance Index (SPI)

- SPI is used to determine accountability at the building level.
- The overall system is based on a 100-point SPI, consisting of multiple indicators to measure a school's performance.
- South Dakota has transitioned to the new education law, the Every Student Succeeds Act.

School Performance Index (SPI)

- SPI Indicators are different for the elementary and middle school levels versus the high school level.

Elementary and Middle School	High School
•Student Achievement	•Student Achievement
•Academic Growth	•High School Completion
•Attendance	•College and Career Readiness

Huron School District Classifications

- Buchanan K-1 Center – Focus School
- Madison 2-3 Center – Focus School
- Washington 4-5 Center – Exited Focus School Status
- Huron Middle School – Exited Focus School Status
- Huron High School - Progressing School

Buchanan & Madison - ELA & Math Proficiency

- Measured by achievement on the Smarter Balanced Assessment given to all students in grades 3 through 8 and 11 in the spring. Qualifying students take the alternative assessment.

State of South Dakota	Buchanan K-1 Center
ELA – 50.09% proficient or advanced	ELA - 26.06% proficient or advanced
Math – 49.36% proficient or advanced	Math - 31.38% proficient or advanced

**Buchanan students do not take the Smarter Balanced assessment. Therefore, student achievement points are derived from grade 3 results.*

Washington - ELA & Math Proficiency

- Measured by achievement on the Smarter Balanced Assessment given to all students in grades 3 through 8 and 11 in the spring. Qualifying students take the alternative assessment.

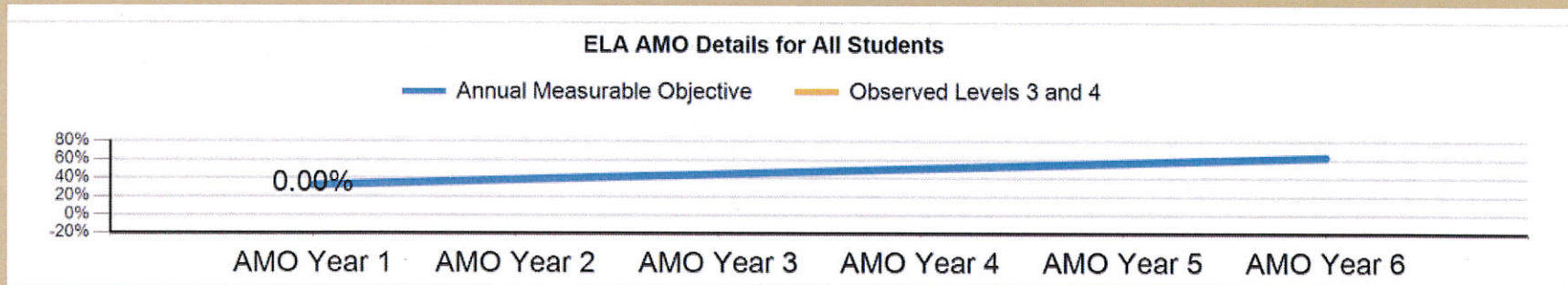
State of South Dakota	Washington 4-5 Center
ELA – 50.09% proficient or advanced	ELA - 40.83% proficient or advanced
Math – 49.36% proficient or advanced	Math - 38.58% proficient or advanced

Annual Measureable Objectives (AMOs)

- AMOs are based on the overarching goal of reducing by half (within six years) the percentage of students who are not proficient.
- AMOs are set separately for ELA and Math.

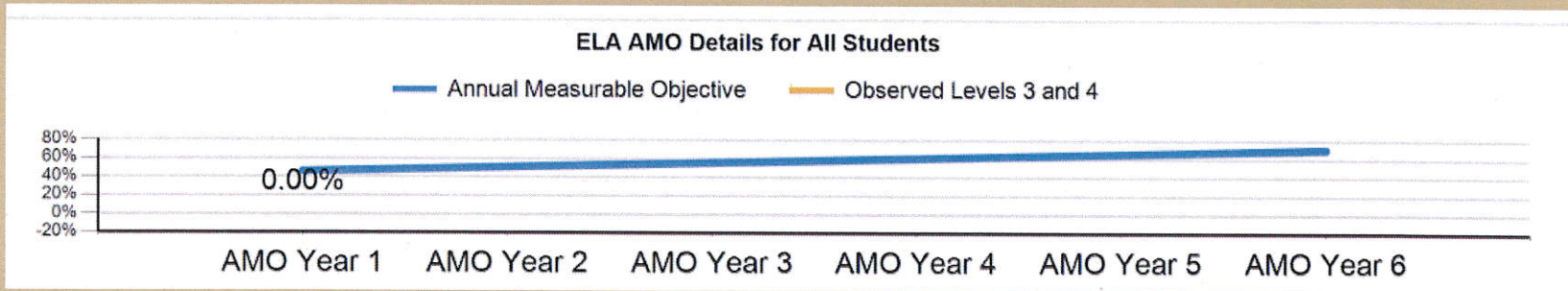
Buchanan & Madison – ELA AMO

Student Achievement All Students AMO Target



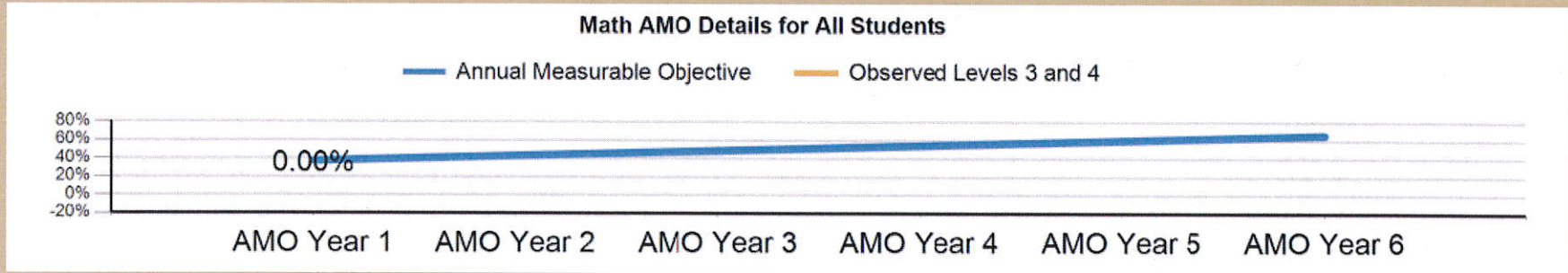
Washington – ELA AMO

Student Achievement All Students AMO Target



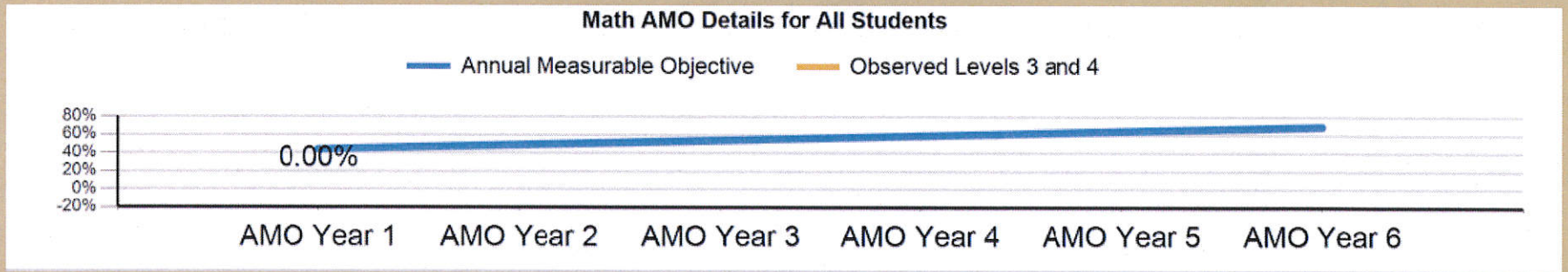
Buchanan & Madison – Math AMO

Student Achievement All Students AMO Target



Washington – Math AMO

Student Achievement All Students AMO Target

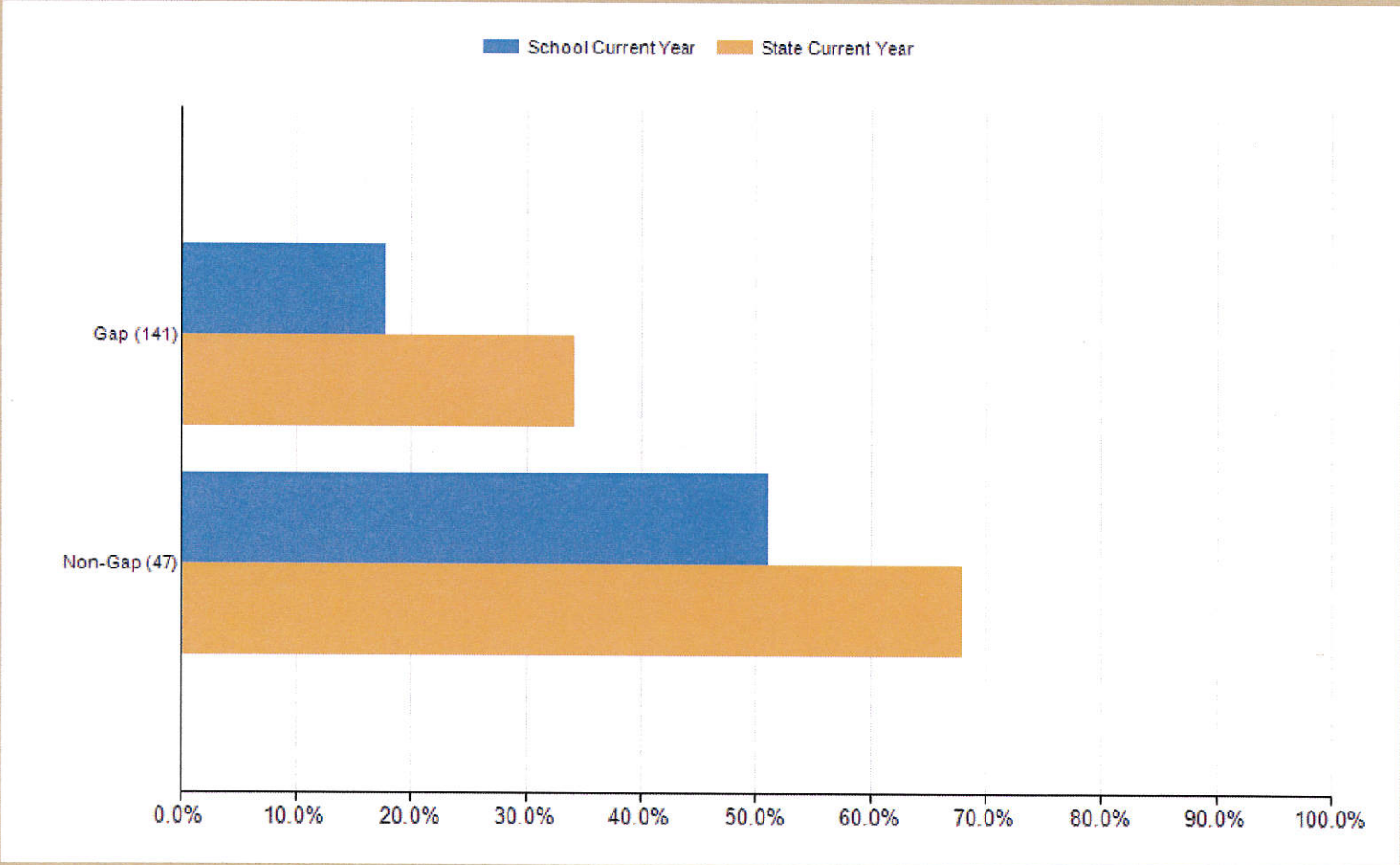


Gap vs. Non-Gap

- The gap group consists of subgroups of students that have historically contributed to the achievement gap.
- **Gap Group:** American Indian or Alaskan Native, Black, Hispanic, English Language Learners, Students with Disabilities, and Economically Disadvantaged students.
- **Non-Gap Group:** students who do not belong to the above stated subgroups are part of the Non-Gap group.

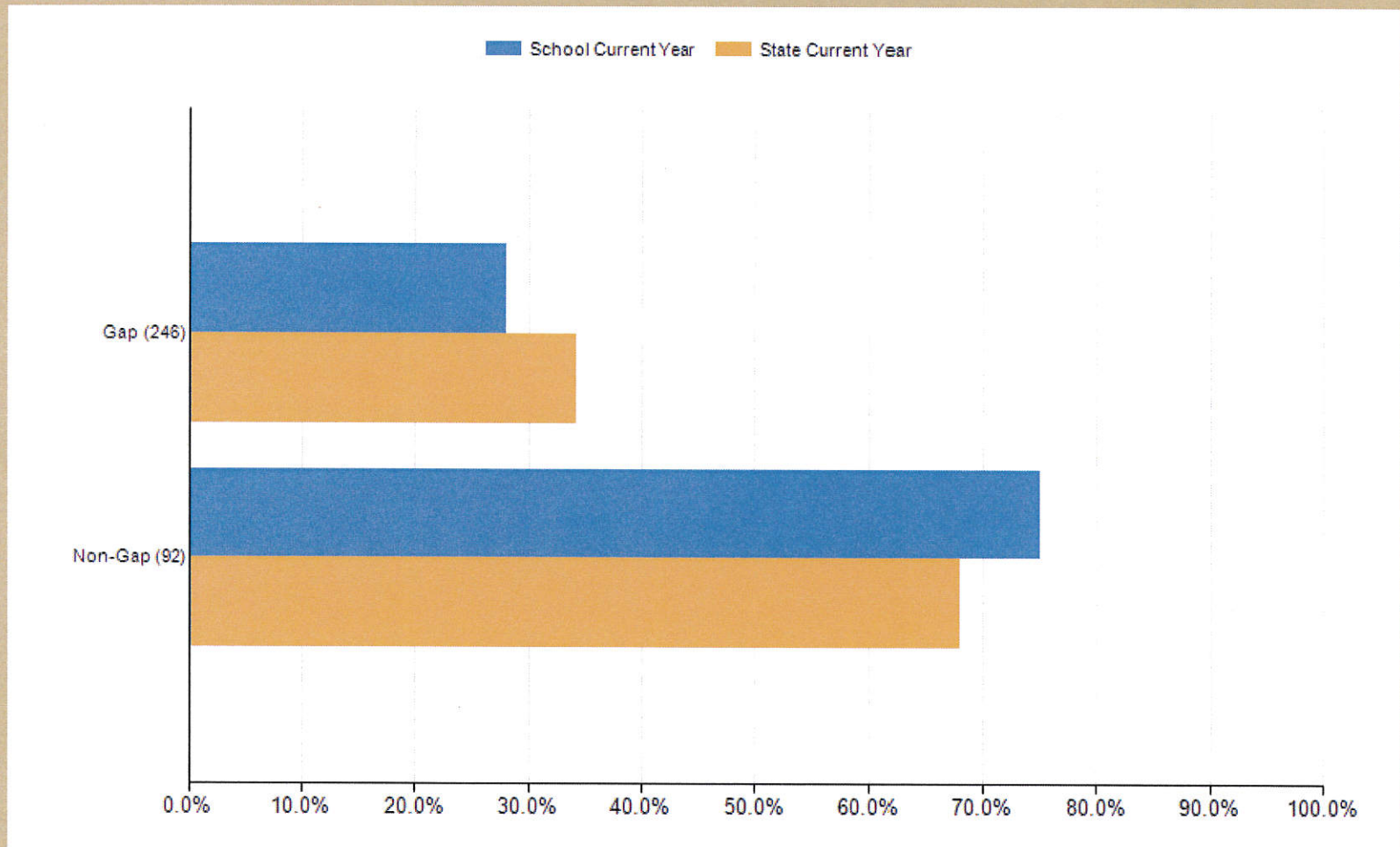
Buchanan & Madison – ELA

Student Achievement: Gap Students & Non-Gap Students



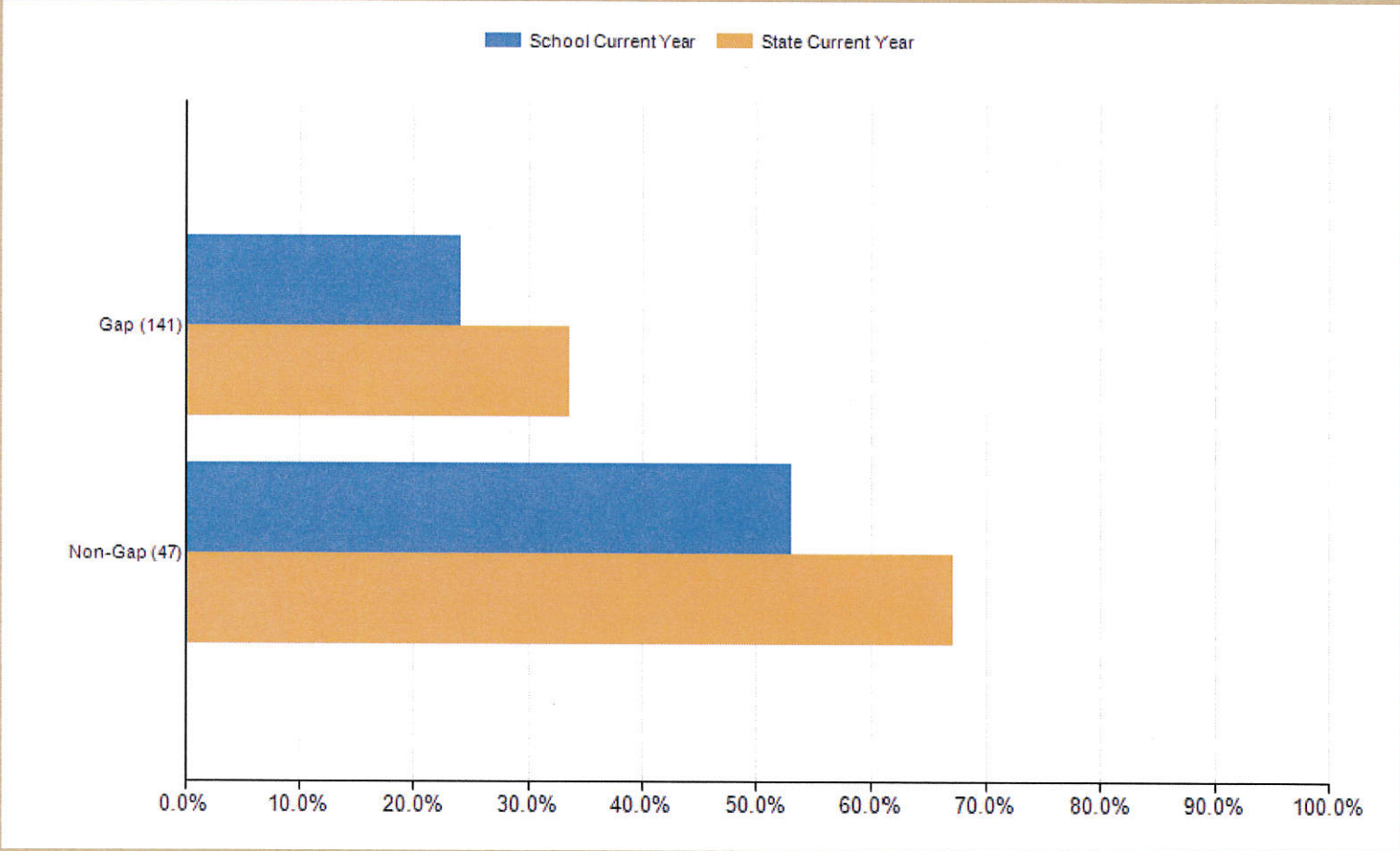
Washington – ELA

Student Achievement: Gap Students & Non-Gap Students



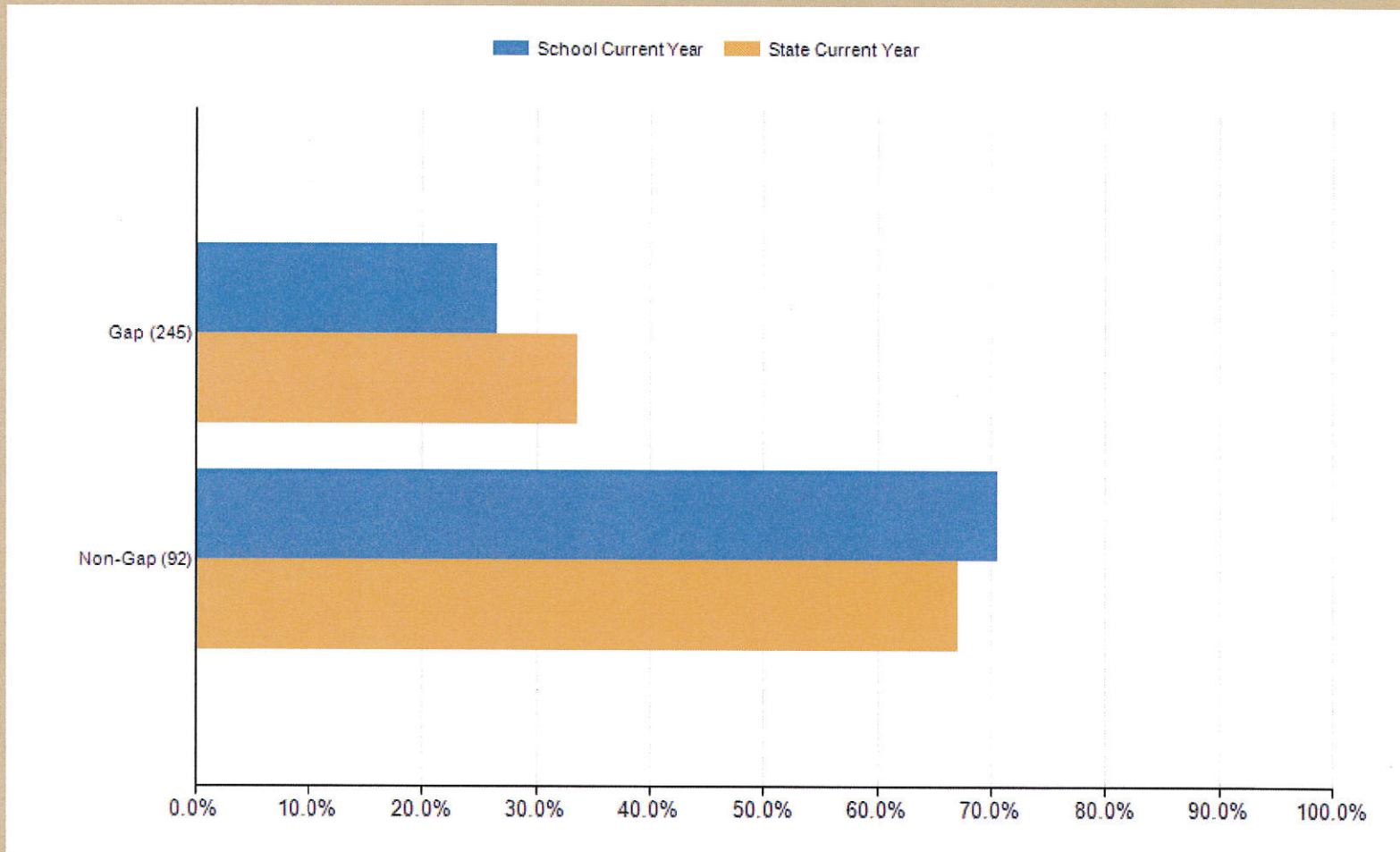
Buchanan & Madison – Math

Student Achievement: Gap Students & Non-Gap Students



Washington – Math

Student Achievement: Gap Students & Non-Gap Students



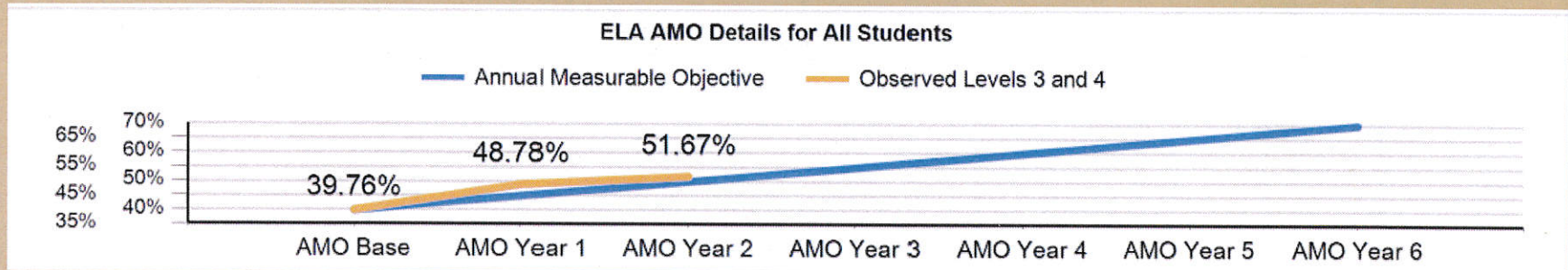
Middle School - ELA & Math Proficiency

- Measured by achievement on the Smarter Balanced Assessment given to all students in grades 3 through 8 and 11 in the spring. Qualifying students take the alternative assessment.

State of South Dakota	Huron Middle School
ELA – 51.39% proficient or advanced	ELA – 51.67% proficient or advanced
Math – 44.23 % proficient or advanced	Math – 41.67% proficient or advanced

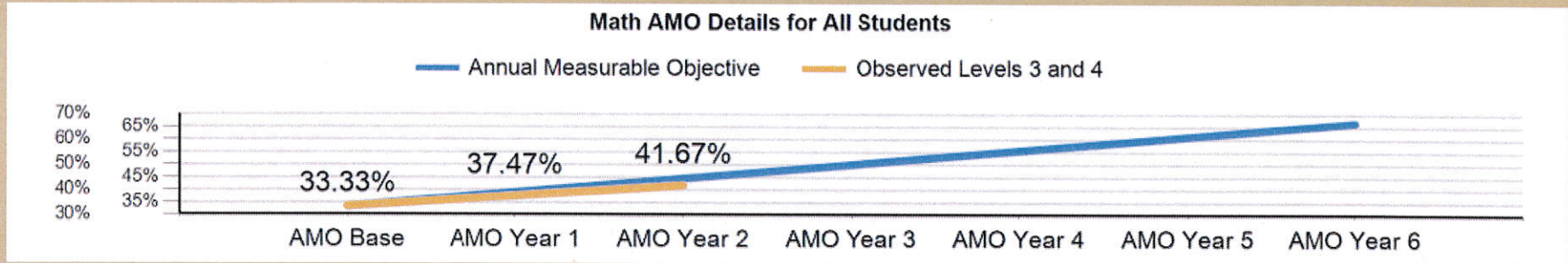
Huron Middle School - ELA

Student Achievement All Students AMO Target



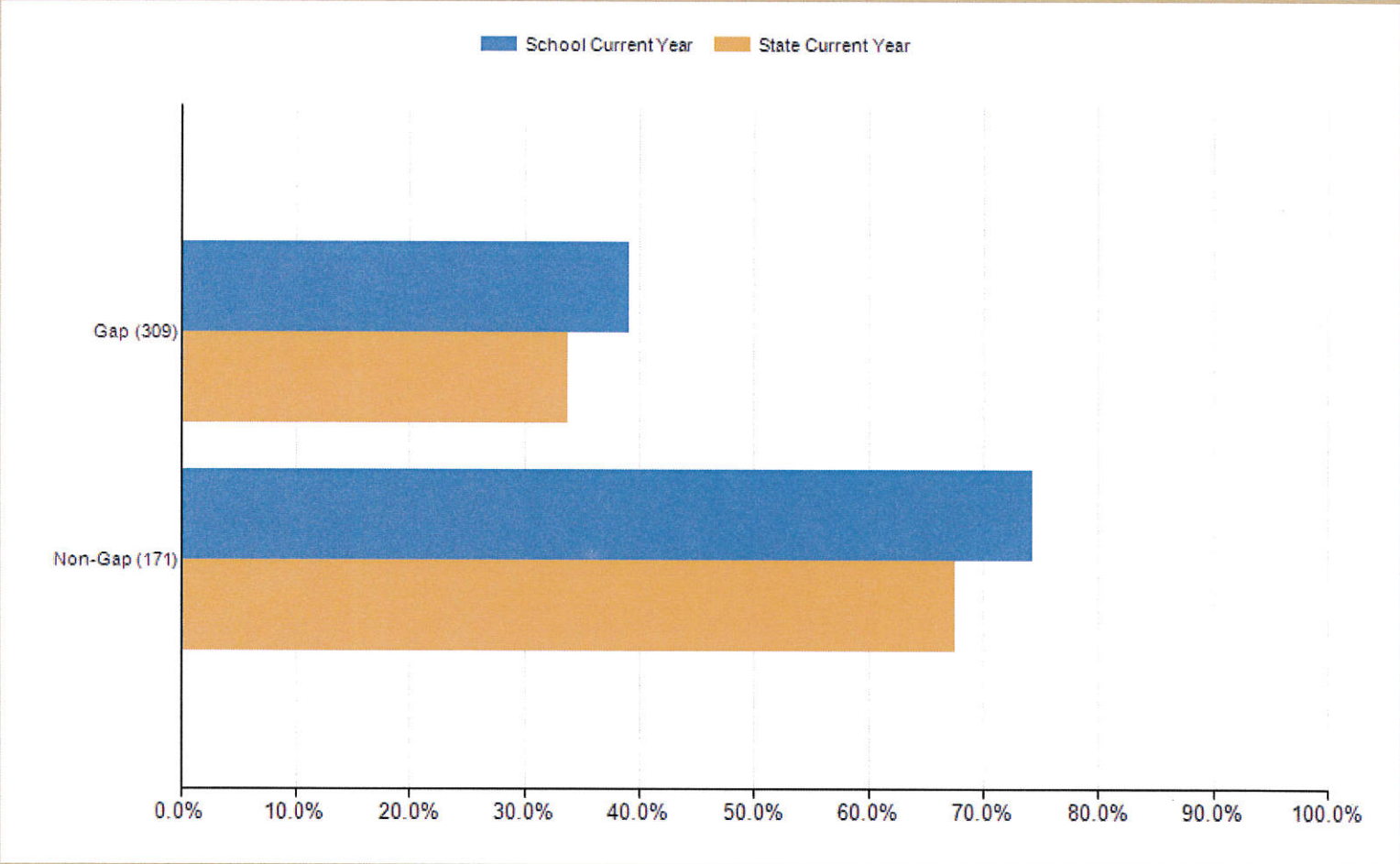
Huron Middle School - Math

Student Achievement All Students AMO Target



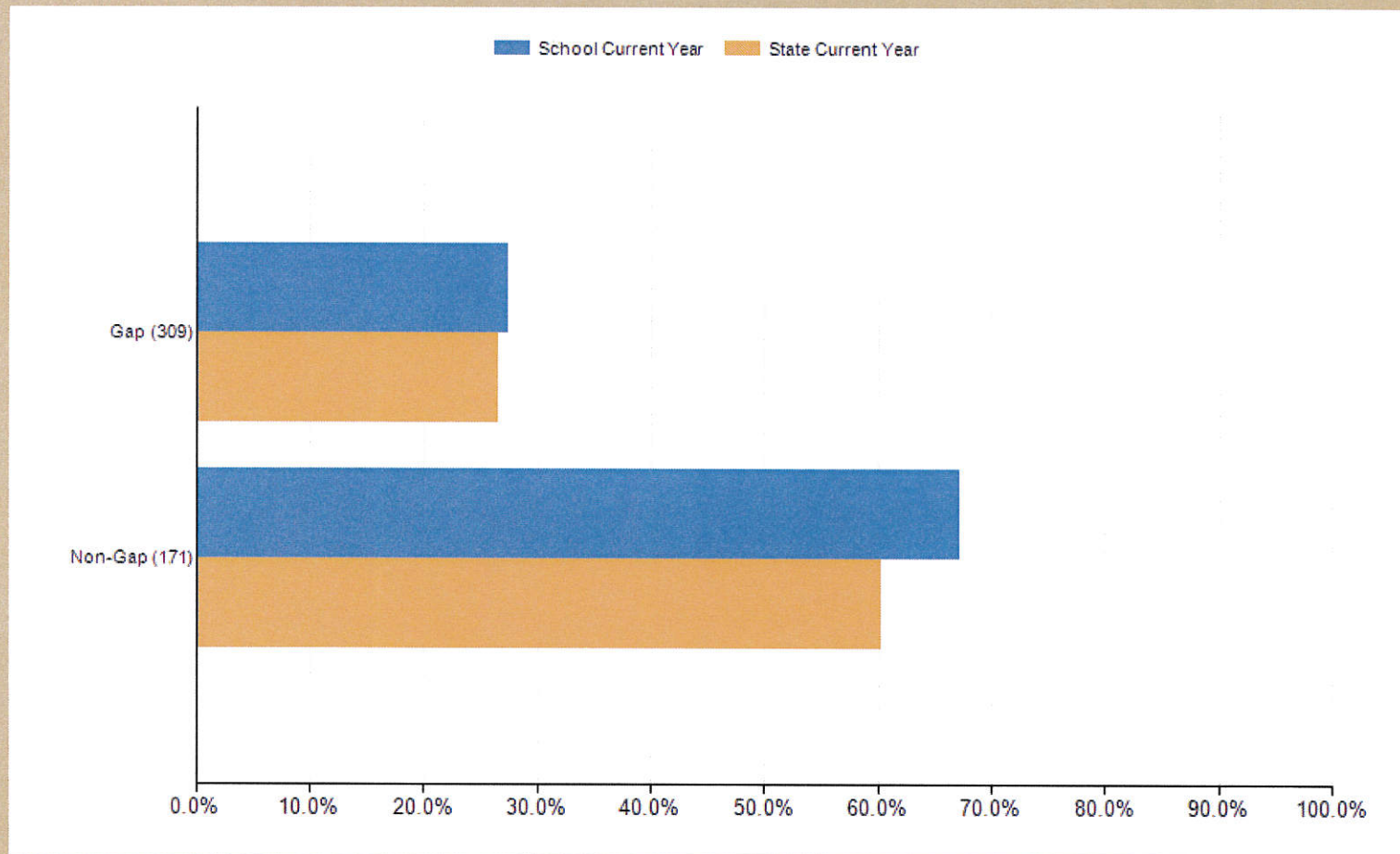
Huron Middle School – ELA

Student Achievement: Gap Students & Non-Gap Students



Huron Middle School – Math

Student Achievement: Gap Students & Non-Gap Students



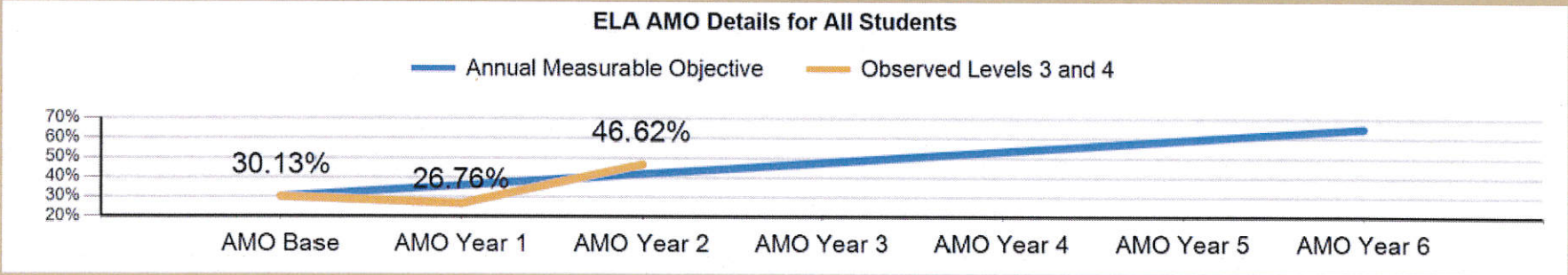
High School - ELA & Math Proficiency

- Measured by achievement on the Smarter Balanced Assessment given to all students in grades 3 through 8 and 11 in the spring. Qualifying students take the alternative assessment.

State of South Dakota	Huron High School
ELA – 67% proficient or advanced	ELA – 46.62% proficient or advanced
Math – 42.48% proficient or advanced	Math – 30.08% proficient or advanced

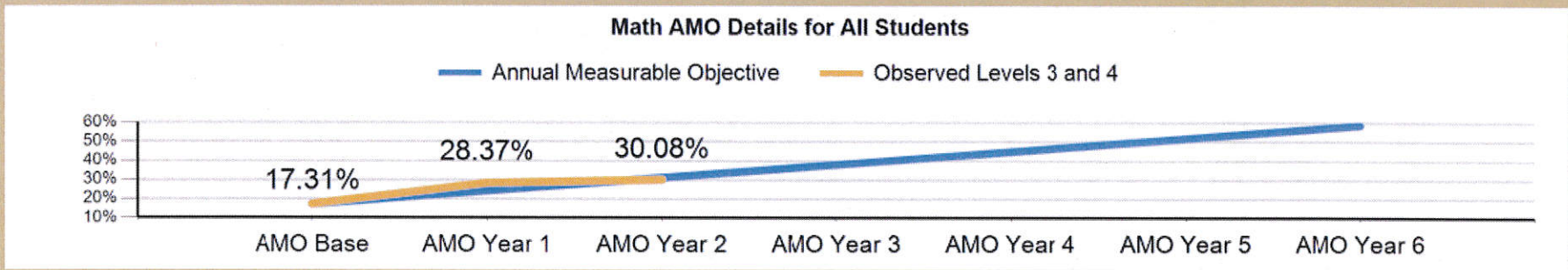
Huron High School - ELA

Student Achievement All Students AMO Target



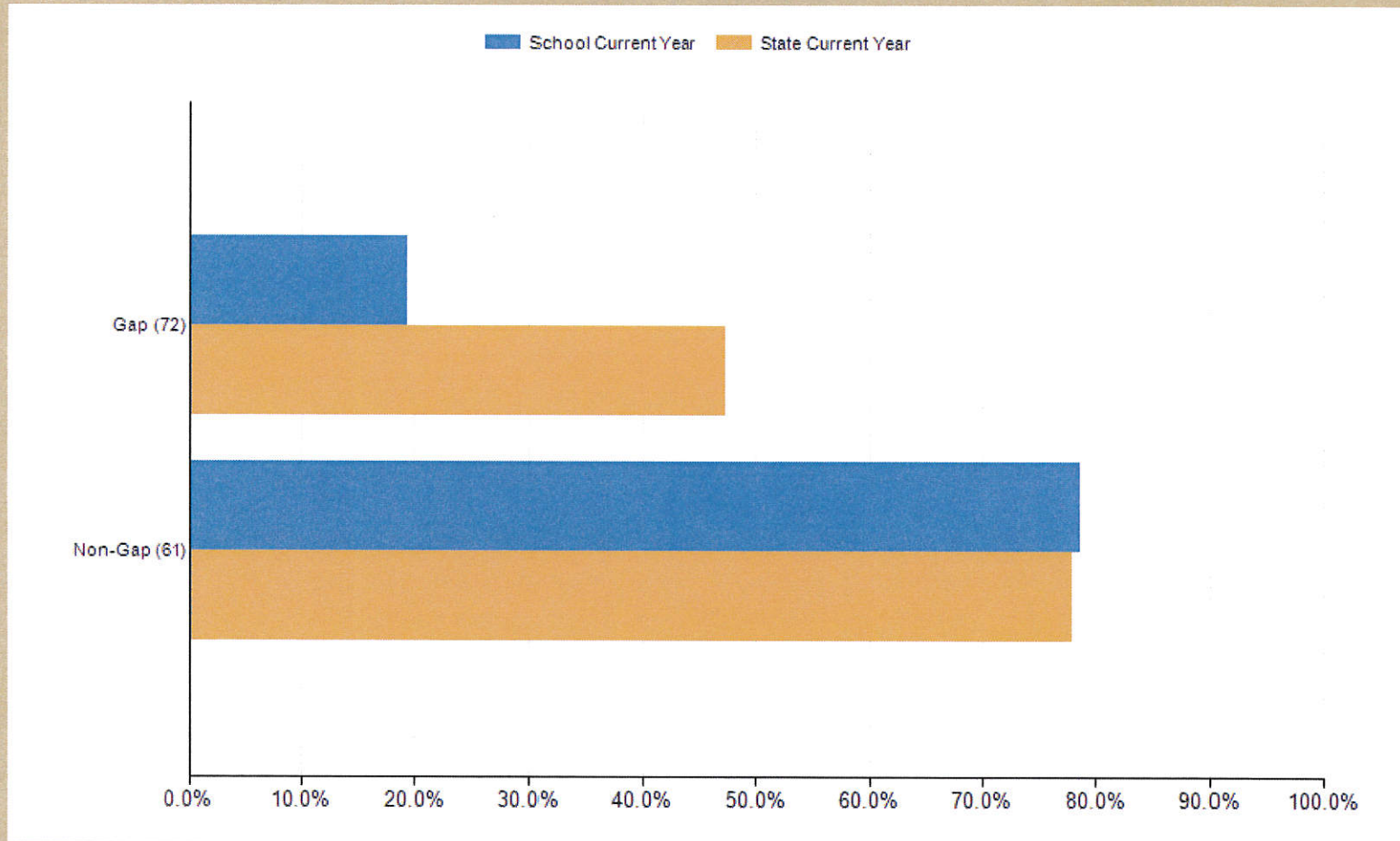
Huron High School - Math

Student Achievement All Students AMO Target



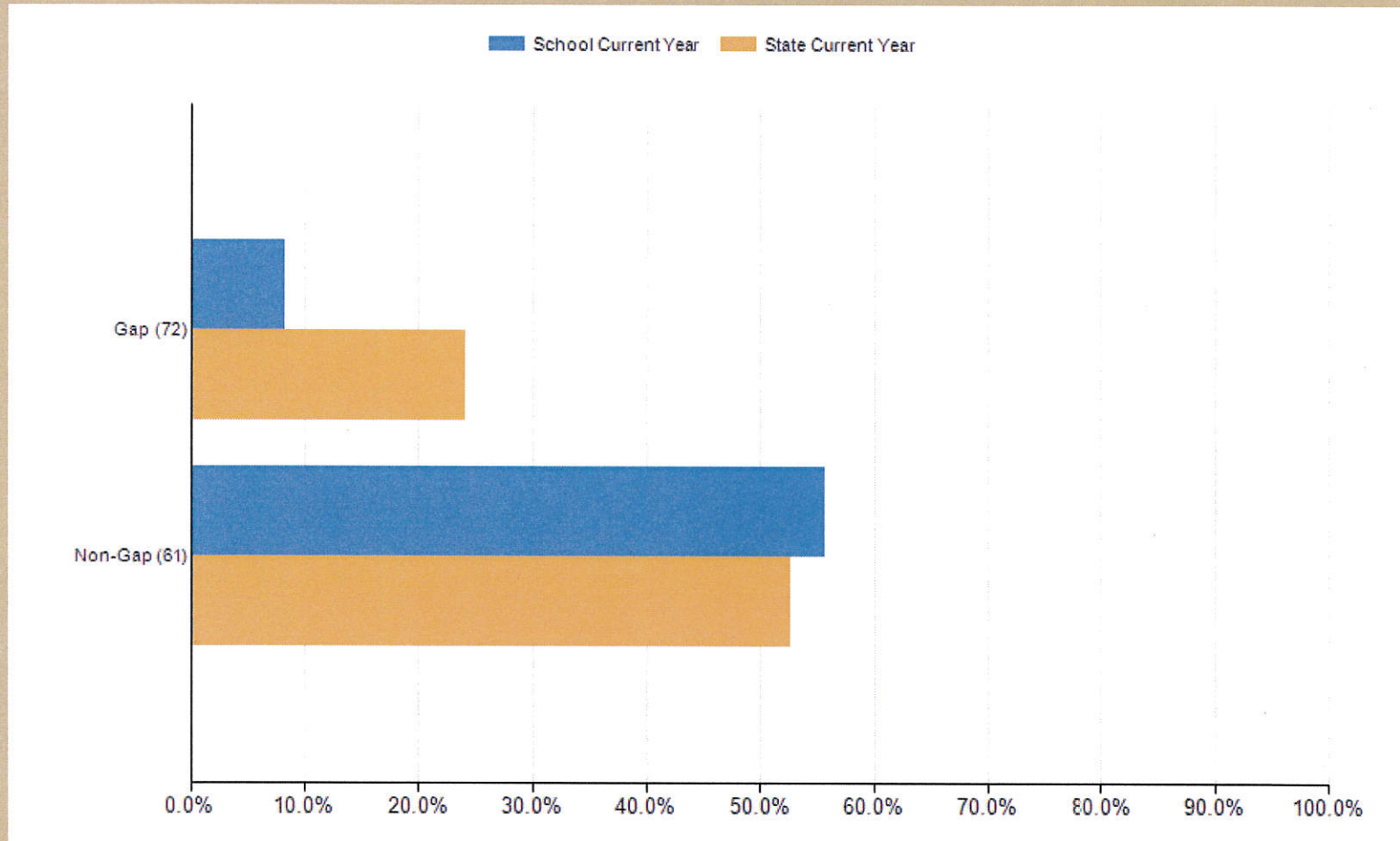
Huron High School – ELA

Student Achievement: Gap Students & Non-Gap Students



Huron High School – Math

Student Achievement: Gap Students & Non-Gap Students



Summary

- The Huron School District is held to many measures of accountability.
- Huron students exceeded the state percentage in ELA & Math with regards to the percent of students at or above peer growth.
- The Washington 4-5 Center and the Middle School are no longer identified as Focus schools.
- There is room for improvement as Gap students in the district are below the state levels of achievement in almost every building.
- Increasing attendance and graduation rates would improve the SPI scores of our schools.