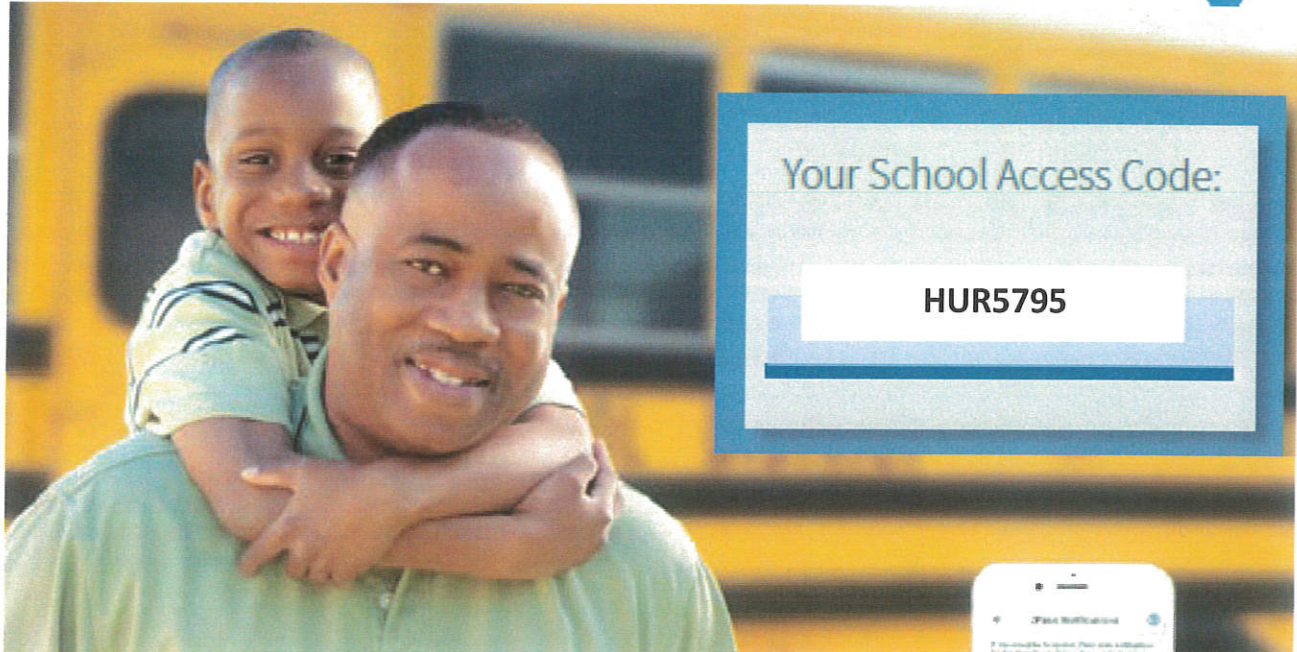




## Zonar MyView Ridership

Know your child got on the bus safely.




### Peace of mind, on your time.

Being able to track when a student rider gets on or off the bus at any given moment gives parents and guardians one less thing to worry about.


### Set up Zonar MyView Ridership.

1. Download the Zonar MyView app from the App Store or Google Play.
2. Enter the above School Access Code.
3. Enter your child's unique student ID. (State Student ID #, Not ZPass #)
4. Select the notification method (via the app or via text message).



### Trust that your information is secure.

Each student rider carries a small card that they scan each time they board and exit their bus. The scanner, which is installed on the bus, logs their student ID number, date, and time of that scan. That information is immediately—and securely—available to the authorized parent on their MyView mobile app.



MyView Support 877-843-3847

Guide Link <https://support.zonarsystems.net/hc/en-us/articles/360042500512-Zonar-MyView-Parent-User-Guide>